

Yavapai
Library
Network
Monthly Report



June
2022

MANAGER'S LOWDOWN

Hi All –

Here is what we've been working on this month:

- Personnel Changes:
 - o Debra Shenton has joined as a new sorter/driver for Transit. You may see her while she's out on the East Route on Fridays.
- Aspen News:
 - o The mobile app, LiDA, is now branded for the YLN. You can currently download the "YLN Catalog" from the Android Play Store and will soon be able to from the Apple App Store. Staff access and evaluation will continue through the end of July. There will be a soft launch to our patrons on August 1st. Our old app (BC Mobile) will go away on October 1st. This allows 2 months of overlap while our patrons make the transition from BC Mobile to LiDA.
- At the last Steering Committee meeting, it was decided to use the cloud version of Symphony (Workflows) for the remaining two years of our contract. Stay tuned for more information as the process gets underway.
- We have also formed an ILS committee made up of representatives from all our library types (Public, Academic, Special and K12) to begin evaluating other ILS options to Symphony (Workflows). We anticipate this process to take approximately two years, which will coincide with the end of our SirsiDynix contract.
- The YLN website is still nearing completion.

Until next month,

Valerie Burns



Yavapai Library Network's National Library Week Campaign

The Yavapai Library Network Marketing group created the first YLN video campaign for National Library Week which featured 10 members of the YLN. The goal of this campaign was to increase awareness of the libraries that are part of the YLN and the special services/resources they bring to Yavapai County. The participating libraries received positive responses from followers of their respective social media platforms.

We hope to increase participation in the next campaign so that even more citizens of Yavapai County can be introduced to the amazing resources available to them through the Yavapai Library Network.

Videos: <https://www.facebook.com/hashtag/yavapailibrarynetworknlw22>

A sample of responses:

"This is the Mayer Library!! It is such a sweet, wonderful library!"

"This rocks!"

"I'm digging that old-timey catalog card file at the beginning!"

"Cute!"

"I love our system!"

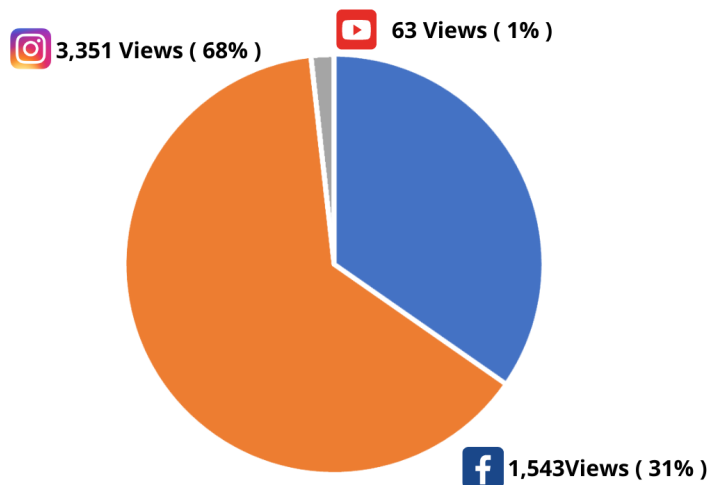
"I want to give a shout out to Yavapai County Free Library District - Yavapai Library Network's Video Challenge. Great example of an engaging social media campaign for National Library Week. Make sure to check it out." – Arizona Libraries

"Very cool. This just popped up on my suggested videos on Instagram"



VIEWS BY PLATFORM

Total number of people who played the videos



PRIORITIES

Help Desk

A help desk request, or work order, is the submission of a problem that one encounters during the normal operation of a YLN service. Requests are generally submitted via e-mail to help@yln.info. If a request is submitted via telephone, then a YLN staff person will create the request for the submitter. Help desk requests will always be our highest priority because in some cases a member library employee cannot complete a work function until the issue is resolved.

Total requests submitted: 62

Total requests resolved: 59

Total unresolved requests opened this month: 3

Total requests still open: 17



STATISTICS: HOLDS

HOLDS - June 2022					
Hold Inactive Reason	CANCELLED	EXP_ONSHLF	EXPIRED	FILLED	Total
Pickup Library	Number of Holds	Number of Holds	Number of Holds	Number of Holds	Number of Holds
ASH	11	5	1	283	300
BAG	30	8	1	234	273
BCC	76	37		411	524
BEA	72	46	1	240	359
CLA	8	11		90	109
CON	17	2	1	232	252
COR	23	17		376	416
CRK	2	6		71	79
CTW	284	212	2	2,809	3,307
CVCL	75	76		926	1,077
CVPL	76	70	5	1,042	1,193
DHL	10	6	1	235	252
ERU	8	3		97	108
JER	3	2		48	53
MAY	14	24		153	191
PAUL	50	32	1	449	532
PCL	4			9	13
PMH	1				1
PPL	1,426	679	17	9,884	12,006
PVA2	300	91	2	1,787	2,180
PVPL	558	383	18	4,839	5,798
SED	213	181	5	2,383	2,782
SEL	57	37		474	568
SPR	16	39	1	109	165
TCP	6			4	10
VOC	132	88	6	1,300	1,526
WIL	37	11		218	266
YAR	14	27		360	401
YCFLD	3	1		26	30
YCP	33	19		144	196
YCP2				2	2
YCV	6	2		45	53
YCV2	1			7	8
YLN	3			19	22
Total	3,569	2,115	62	29,306	35,052
SPR	8	13		98	119
SVES	5				5
TCP	7			1	8
THS	5	4			9
VOC	136	107	4	1,373	1,620

STATISTICS: HOLDS

Hold Inactive Reason	CANCELLED	EXP_ONSHLF	EXPIRED	FILLED	Total
Pickup Library	Number of Holds	Number of Holds	Number of Holds	Number of Holds	Number of Holds
WIL	15	10		232	257
YAR	20	24		331	375
YCFLD	8	1		29	38
YCP	26	9		167	202
YCP2	1			8	9
YCV	8	7		91	106
YCV2				3	3
YLN	6			13	19
Total	3,702	2,116	59	28,106	33,983

STATISTICS: TRANSITS

ITEMS TRANSITED - JUNE 2022															
Station Library															
Item Library	Total	ASH	BAG	BCC	BEA	CLA	CON	COR	CRK	CTW	CVCL	CVPL	DHL	ERU	JER
Total	23,238	233	217	340	276	80	203	336	51	2,071	846	851	220	102	55
AJS	1														
ASH	261		1	3	1		3	1	1	26	9	8	2	4	
BAG	381	2		5	2		2	15	2	38	5	12		7	
BCC	332	7	3		12	3	6	11	2	31	10	6	2	4	
BEA	189	2	2	2		1		1		17	7	4	1	2	
BMHS	1														
BMMS	2														
CJES	2														
CLA	242	2	1	2	4		6	1		14	7	7	2	3	
CON	143	1		5	1	1		1	3	5	8	3		2	
COR	281	4	3	4	10	2	3		1	29	7	13		1	
CRK	88			1			1	1		6	4	6		2	
CTW	2,593	19	22	47	35	13	23	36	5		90	82	15	3	15
CVCL	755	3	8	14	6		4	8	2	69		26	9	1	
CVHS	2									1					
CVPL	1,101	11	9	13	8	3	6	13	1	93	32		13	4	2
CVUSD	5									1					
DHL	206	5	5	6	2		4	4		14	4	4		3	
ERU	166	1		1	2		2	5		11	5	6	1		
JER	158	1		2	1	1		2		17	6	4	2		
LTS	1														
MAY	288	2	3	1	5		5	5	2	24	8	6	7	7	
MES	3									1					
MUHS	2														
ORME	1														
PAUL	150	1	4	2	2	1	2	2		10		10	2		
PCL	229			1	4		1	1	3	15	6	4	1		2
PHS	3														
PPL	5,399	65	85	92	70	30	47	100	15	746	273	290	68	25	11
PVPL	2,916	29	31	51	27	7	31	52	6	294	118	150	39	4	5
SED	2,700	28	19	20	25	10	13	28	3	241	77	89	15	7	1
SEL	250	1	3	5	2	2	3	1		23	14	5	4	4	
SPR	250	3	1	6	6		9	4		12	1	1			
STX	93	2			1		1			2	3	1		3	
SVES	1											1			
TCP	8														1
VOC	461	2	3	2	7	2	2	5		34	14	8	2		1
WIL	138	1	2	2	2				1	10	4	6	3		
YAR	325	5	7	5	4		3	5	1	32	6	9	2	4	
YCFLD	12			7			1						1		
YCP	983	2	2	18	13	2	5	6		80	36	28	9	3	3
YCV	2,116	34	3	23	24	2	20	28	3	175	92	62	20	9	14

STATISTICS: TRANSITS

ITEMS TRANSITED - JUNE 2022									
Station Library									
Item Library	MAY	PAUL	PCL	PPL	PVA2	PVPL	SED	SEL	SPR
Total	130	422	9	5,418	4	4,694	1,646	426	142
AJS				1					
ASH	2	3		79		61	13	8	1
BAG	1	22		96		92	22	6	8
BCC	1	18		66		69	19	7	3
BEA	1	6		29		53	12	6	
BMHS									
BMMS		1		1					
CJES									
CLA	2	21		52		65	8	4	5
CON	1	8		31		42	4	4	2
COR	5	14		49		59	15	3	1
CRK		3		17		17	5	1	10
CTW	14	28	1	846		583	190	59	14
CVCL	3	10		222		174	49	19	5
CVHS				1					
CVPL	10	19	2	329		263	81	8	5
CVUSD						2			
DHL	1	8		34		46	13	7	3
ERU		11		48		37	13	1	
JER	3	5		35		28	18	1	
LTS						1			
MAY		16		57		63	15	7	3
MES				1		1			
MUHS				2					
ORME									
PAUL	3			40		30	8	3	5
PCL		6		72		34	28	2	
PHS				1			2		
PPL	42	67	3			1,497	507	135	27
PVPL	16	38	1	1,169	4		222	43	12
SED	9	25	1	819		563		24	13
SEL	2	25		59		45	14		4
SPR	1	17	1	57		79	5	10	
STX		1		41		14	5	5	
SVES									
TCP				2		4			
VOC		1		94		73	132	4	3
WIL		14		27		27	5	5	3
YAR		17		89		53	8	8	7
YCFLD									2
YCP	1	12		295		213	94	9	5
YCV	12	6		657		406	139	37	1

STATISTICS: TRANSITS

ITEMS TRANSITED - JUNE 2022								
Station Library								
Item Library	TCP	VOC	WIL	YAR	YC-FLD	YCP	YCV	YLN
Total	6	1,149	257	298	19	128	44	2,565
AJS								
ASH		7	2	5	1			20
BAG		7	4	3			2	28
BCC		10	1	3	1			37
BEA		4		2	5	1		31
BMHS								1
BMMS								
CJES								2
CLA		8	3	5	2			18
CON		2	7	1	1	1		9
COR		9	9	2	2		1	35
CRK		1	3	1				9
CTW		99	27	35		13	3	276
CVCL		39	5	5		2		72
CVHS								
CVPL		45	6	14		6		105
CVUSD								2
DHL		6	5	6		2		24
ERU		4		2		1		15
JER		6	5	1		1		19
LTS								
MAY		7	4	2	2	3	1	33
MES								
MUHS								
ORME								1
PAUL		6	2	2				15
PCL		8		3		4		34
PHS								
PPL	2	245	79	87		41	15	735
PVPL	1	113	41	39		9	4	360
SED	1	353	12	27		19	2	256
SEL		7	4	4				19
SPR		7	2	9	2	1		16
STX				1		4	1	8
SVES								
TCP		1						
VOC				5		1	1	65
WIL		6		4	1		1	14
YAR		10	7		2	1		40
YCFLD				1				
YCP		38	3	2			13	91
YCV	2	101	26	27		18		175

STATISTICS: DISCARDED & ADDED

DISCARDS - JUNE 2022	
Station Library	Library Use Transactions
AJS	175
ASH	27
BAG	4
BCC	90
BEA	35
CON	131
CTW	182
CVCL	327
CVPL	11
CVUSD	63
DHL	1
ERU	61
PCL	53
PPL	1,978
PVPL	1,198
SED	166
THS	17
VOC	52
WIL	33
YAR	3
YCFLD	18
YCP	4
YCV	1
YLN	17,983
Total	22,613

ITEMS ADDED - JUNE 2022	
Item Library	Total Copies
AFSD	484
AJS	52
BAG	5
BCC	64
BEA	43
CJES	8
CLA	5
COR	49
CTW	218
CVCL	97
CVHS	165
CVPL	210
DHL	44
ERU	107
JER	27
LTS	59
LVES	62
MAY	20
PAUL	4
PCL	15
PHS	4
PPL	682
PVPL	308
SED	432
SEL	1
SHM	41
SPR	3
STX	1
SUSD	1094
SVES	106
THS	154
VOC	101
VVAC	218
YAR	109
YAV	22
YCP	65
YCV	138
YLN	3
Grand Total	5220

TOTAL ITEMS - JUNE 2022	
Item Library	Total Copies
AFSD	2,624
AJS	13,899
ASH	5,387
BAG	15,237
BCC	11,591
BEA	11,996
BMHS	30,627
BMMS	7,873
CJES	11,228
CLA	9,068
CON	6,235
COR	6,512
CRK	3,573
CSES	3,806
CTW	91,098
CVCL	30,709
CVHS	16,200
CVLAB	4,387
CVPL	52,718
CVUSD	30,340
DHL	5,696
ERU	28,453
GES	12,332
GHMS	10,080
GMMS	9,650
HES	8,454
JER	14,272
LAW	1,784
LES	12,873
LTS	13,365
LVES	7,496
MAY	10,437
MES	6,214
MUHS	4,995
MVES	9,669
ORME	9,155
PAUL	6,845
PCL	35,128
PHS	11,435
PMH	9,253
PPL	135,416
PVCV	4,651
PVPL	88,424
SED	64,335
SEL	6,754
SHM	7,970
SPR	5,222
STX	830
SUSD	4,528
SVES	6,895
TCP	1,243
THS	11,657
VOC	4,398
VVAC	2,403
WIL	5,239
YAR	9,489
YAV	4,181
YCC	2,157
YCFLD	79
YCP	61,757
YCV	50,053
YLN	296,937
Total	1,367,312

STATISTICS: USERS

NEW USERS - JUNE 2022	
User Library	Number of Users
ASH	13
BAG	27
BCC	14
BEA	10
CLA	15
CON	12
COR	16
CRK	7
CTW	228
CVCL	97
CVPL	98
DHL	9
ERU	221
JER	1
MAY	13
PAUL	19
PCL	139
PPL	420
PVPL	339
SED	76
SEL	11
SPR	7
THS	1
VOC	24
WIL	2
YAR	6
YCP	7
YCV	7
Grand Total	1839

TOTAL USERS - JUNE 2022	
User Library	Number of Users
AFSD	284
AJS	906
ASH	768
BAG	564
BCC	975
BEA	1,019
BMHS	1,755
BMMS	443
CJES	510
CLA	526
CON	622
COR	887
CRK	152
CSES	884
CTW	11,236
CVCL	4,842
CVHS	1,169
CVLAB	26
CVPL	5,233
CVUSD	2,044
DHL	593
ERU	5,040
GES	738
GHMS	628
GMMS	599
HES	472
JER	205
LES	601
LTS	1,079
LVES	529
MAY	833
MES	1,498
MUHS	1,421
MVES	521
ORME	477
PAUL	574
PCL	3,564
PHS	1,376
PMH	940
PPL	24,555
PVA2	1
PVPL	20,982
SED	8,370
SEL	624
SHM	1
SPR	383
SUSD	176
SVES	50
TCP	23
THS	981
VOC	1,377
WIL	213
YAR	519
YCFLD	13
YCP	1,331
YCV	717
YLN	9
Total	116,858

STATISTICS: BILLS

PATRON BILLS - June 2022

Bill Library Code	# of Bills	Bill Amount	Bill Payment Amount
Total	338	\$1,587.83	\$1,604.56
ASH	2	\$35.00	\$35.00
CON	1	\$0.00	\$0.00
COR	2	\$2.50	\$2.50
CTW	54	\$193.40	\$193.40
CVPL	15	\$86.39	\$81.29
PPL	18	\$225.36	\$225.36
PVPL	29	\$308.09	\$308.09
SED	172	\$512.87	\$546.65
SEL	1	\$14.95	\$3.00
SPR	1	\$2.00	\$2.00
TCP	1	\$1.50	\$1.50
VOC	36	\$63.10	\$63.10
YAR	3	\$86.00	\$86.00
YCP	1	\$21.67	\$21.67
YLN	2	\$35.00	\$35.00



STATISTICS: CIRCULATION

CIRCULATION - JUNE 2022

Station Library	Client Types	Charge Item Part B	Renew Item	Grand Total
AJS	WorkFlows	2		2
AJS Total		2		2
ASH	BC Mobile		7	7
	SIP	744	3	747
	WorkFlows	45	163	208
	Aspen		9	9
ASH Total		789	182	971
BAG	BC Mobile		11	11
	SIP	538	3	541
	WorkFlows	342	362	704
BAG Total		880	376	1256
BCC	BC Mobile		21	21
	SIP	707	9	716
	WorkFlows	184	420	604
	Aspen		3	3
BCC Total		891	453	1344
BEA	None	21		21
	WorkFlows	592	336	928
	Aspen		38	38
BEA Total		613	374	987
BMHS	WorkFlows		30	30
BMHS Total			30	30
CLA	None	1		1
	SIP	171	2	173
	WorkFlows	137	101	238
	Aspen		1	1
CLA Total		309	104	413
CON	BC Mobile		2	2
	None	2		2
	SIP	561		561
	WorkFlows	78	178	256
	Aspen		2	2
CON Total		641	182	823
COR	BC Mobile		33	33
	None	1		1
	SIP	433		433
	WorkFlows	637	296	933
	Aspen		22	22
COR Total		1071	351	1422
CRK	BC Mobile		4	4
	None	32		32
	WorkFlows	137	59	196
CRK Total		169	63	232
CTW	BC Mobile		110	110
	None	3		3
	SIP	10992	617	11609
	WorkFlows	357	4054	4411
	Aspen		329	329
CTW Total		11352	5110	16462
CVCL	BC Mobile		46	46
	SIP	2115	18	2133
	WorkFlows	1621	1626	3247
	Aspen		106	106
CVCL Total		3736	1796	5532
CVHS	None	48		48

	WorkFlows	1		1
CVHS Total		49		49
CVPL	BC Mobile		81	81
	SIP	1742	16	1758
	WorkFlows	3679	2221	5900
	Aspen		77	77
CVPL Total		5421	2395	7816
CVUSD	WorkFlows	3		3
CVUSD Total		3		3
DHL	BC Mobile		13	13
	SIP	484	6	490
	WorkFlows	44	144	188
	Aspen		13	13
DHL Total		528	176	704
ERU	BC Mobile		2	2
	SIP	58	1	59
	WorkFlows	352	101	453
	Aspen		7	7
ERU Total		410	111	521
JER	BC Mobile		3	3
	WorkFlows	127	102	229
	Aspen		1	1
JER Total		127	106	233
LAW	Aspen		8	8
LAW Total			8	8
MAY	BC Mobile		25	25
	SIP	518	7	525
	WorkFlows	184	261	445
MAY Total		702	293	995
ORME	Aspen		19	19
ORME Total			19	19
PAUL	BC Mobile		1	1
	None	2		2
	SIP	34		34
	WorkFlows	997	595	1592
	Aspen		39	39
PAUL Total		1033	635	1668
PCL	WorkFlows	25	50	75
	Aspen		3	3
PCL Total		25	53	78
PPL	BC Mobile		719	719
	None	635		635
	SIP	24336	779	25115
	WorkFlows	11150	11887	23037
	Aspen		2235	2235
PPL Total		36121	15620	51741
PVA2	WorkFlows	3	7	10
PVA2 Total		3	7	10
PVPL	BC Mobile		255	255
	None	152		152
	SIP	23032	776	23808
	WorkFlows	541	8943	9484
	Aspen		1222	1222
PVPL Total		23725	11196	34921
SED	BC Mobile		115	115
	None	1		1
	SIP	7363	60	7423
	WorkFlows	523	2810	3333
	Aspen		813	813

STATISTICS: CIRCULATION

SED Total		7887	3798	11685
SEL	BC Mobile		12	12
	WorkFlows	1452	278	1730
	Aspen		15	15
SEL Total		1452	305	1757
SPR	BC Mobile		8	8
	SIP	22	1	23
	WorkFlows	191	14	205
SPR Total		213	23	236
TCP	WorkFlows	8		8
TCP Total		8		8
VOC	BC Mobile		24	24
	SIP	1888	5	1893
	WorkFlows	186	556	742
VOC Total		2074	585	2659
WIL	BC Mobile		61	61
	SIP	559	3	562
	WorkFlows	3	210	213
WIL Total		562	274	836
YAR	BC Mobile		42	42
	SIP	427	16	443
	WorkFlows	553	209	762
	Aspen		2	2
YAR Total		980	269	1249
YCFLD	WorkFlows	20	7	27
	Aspen		41	41
YCFLD Total		20	48	68
YCP	BC Mobile		4	4
	SIP	387	29	416
	WorkFlows	121	315	436
	Aspen		38	38
YCP Total		508	386	894
YCV	BC Mobile		2	2
	SIP	77		77
	WorkFlows	376	347	723
YCV Total		453	349	802
YLN	None	2527		2527
	SIP		186	186
	WorkFlows	37	9	46
	Aspen		190	190
YLN Total		2564	385	2949
Grand Total		105321	46062	151383

CIRCULATION USE ITEM - JUNE 2022	
Station Library	Use Item Transactions
CON	1
CTW	470
ERU	13
PCL	9
SED	1
YCP	84
YCV	141

STATISTICS: CHECKINS

CHECKINS - JUNE 2022	
Station Library	Total Checkins
AJS	7
ASH	906
BAG	858
BCC	882
BEA	722
BMMS	3
CJES	1
CLA	288
CON	714
COR	1,073
CRK	177
CTW	12,244
CVCL	4,473
CVHS	146
CVPL	5,282
CVUSD	65
DHL	545
ERU	475
GHMS	4
JER	152
LES	143
MAY	677
MES	7
PAUL	1,188
PCL	94
PPL	36,903
PVA2	2
PVPL	23,315
SED	9,741
SEL	1,497
SPR	306
STX	3
TCP	5
THS	105
VOC	2,287
WIL	669
YAR	911
YCFLD	55
YCP	832
YCV	567
YLN	439
Total	108,763

STATISTICS: OPAC

Library	Total
Default	9,186
CTW	10,939
CVCL	4,818
CVPL	2,453
Elementary	1,466
ERU	2,917
High	572
JER	296
Middle	208
PCL	381
PPL	50,294
PVPL	32,909
SED	18,371
YCFLD	19,598
YCP	16,852

STATISTICS: OVERDRIVE

USAGE TYPE: ALL DOCUMENTS			
USER ACTIVITY			
UNIQUE USERS: 5197			
CHECKOUTS		HOLDS	
Audiobook	10539	Audiobook	3975
eBook	12991	eBook	4371
Magazine	1402		

BRANCH	CHECKOUTS
YLN-Prescott	10196
YLN-Prescott Valley	4824
YLN-Cottonwood	2477
YLN-Sedona	2383
YLN-Chino Valley	845
YLN-Camp Verde	776
YLN-Sedona - Village of Oak Creek	729
YLN-Clark Memorial	205
YLN-Yavapai College	187
YLN-Congress	163
YLN-Mayer	157
YLN-Black Canyon City	136
YLN-Dewey-Humboldt Town	131
YLN-Paulden	113
YLN-Embry-Riddle	111
YLN-Yarnell	108
YLN-Bagdad	96
YLN-Seligman	82
YLN-Ash Fork	51
YLN-Wilhoit	49
YLN-Cordes Lakes	49
YLN-Beaver Creek	30
YLN-Spring Valley	23
YLN-Jerome	9
YLN-Crown King	8
YLN-Yavapai Schools	5
YLN-Prescott College	4


STATISTICS: OVERDRIVE RLA

CONSORTIUM	Total	audiobook	ebook	Videos
Apache County Library District	40	31	9	0
Cochise County Library District	68	27	41	0
Flagstaff City-Coconino County Public Library	66	32	34	0
Gila County Library District	10	7	3	0
Little Libraries That Could	11	3	8	0
Navajo County Library District	8	8	0	0
Pima County Public Library	689	221	468	0
Southwest Valley Library Consortium	16	4	12	0
Tempe Public Library	56	17	39	0
Yuma County Library District	21	10	11	0
Grand Total	985	360	625	0

Yavapai Patron Checkouts from other RLA Systems: 3046




STATISTICS: ONLINE USAGE



Books Opened	128
Time Read (hours)	31.11
Avg Time per Book (min)	26.51
Avg Time per Session (min)	22.95
Avg Time per User (min)	22.03
Unique Users	30



Library	Total Titles Used	Total Unique Users	Total Book Downloads	Total Chapter Downloads	Top 5 Most Used Subjects
TOTAL	377	213	84	282	Psychology, Social Science, History, Fine Arts, Business/Management




Usage by Platform		
Platform Type	Devices	Launches
Amazon-FireOS	3	32
Android	544	3494
iPad	223	1294
iPhone	1054	6641
iPod Touch	1	14
TOTAL	1825	11475

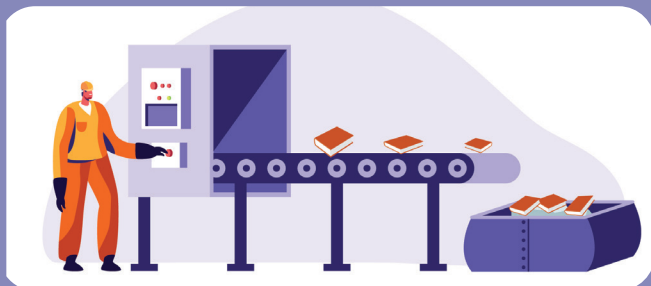
STATISTICS: ONLINE USAGE



TOTAL SESSIONS	202
Mobile Sessions	96
Avg Learning Time (min)	14.54



Month	# of Programs	# of Users Visiting
June	10431	1082



AMH Sorter [Ethel]	
Items/Month	61560



SMS Notices

Hold Notice	5115
Manual Text	51
Overdue Notice	535

Ash Fork Public Library	90
Bagdad Public Library	75
Black Canyon City Community Library	22
Beaver Creek Public/School Library	27
Clark Memorial Library	16
Congress Public Library	42
Cordes Lakes Public Library	65
Crown King Public Library	6
Cottonwood Public Library	834
Camp Verde Community Library	155
Chino Valley Public Library	154
Dewey-Humboldt Town Library	46
Embry-Riddle Aeronautical University Library	23
Jerome Public Library	10
Mayer Public Library	48
Paulden Public Library	59
Prescott College Library - Prescott	1
Prescott Public Library	2316
Prescott Valley Public Library Drive-up Window	9
Prescott Valley Public Library	1085
Sedona Public Library	294
Seligman Public Library	32
Spring Valley Library	4
SPL in the Village	87
Wilhoit Public Library	31
Yarnell Public Library	50
Yavapai College - Prescott	64
Yavapai College - Verde	8

STATISTICS - I-TIVA (TM3)

Date	Patrons	Rejected Records	Total Attempts	Total Deliveries	Patron Logins on MESSAGE call
6/1/2022	78		176	47	
6/2/2022	118		267	71	
6/3/2022	125	3	290	69	
6/4/2022	84		196	50	
6/5/2022	27		27	7	
6/6/2022	31		72	18	
6/7/2022	59		134	37	
6/8/2022	99		227	55	
6/9/2022	102		231	59	
6/10/2022	85	1	199	48	
6/11/2022	73	1	167	43	
6/12/2022	28	1	28	7	
6/13/2022	30	2	66	16	
6/14/2022	58	1	129	37	
6/15/2022	108		250	60	
6/16/2022	108	5	249	62	
6/17/2022	74	7	168	44	
6/18/2022	42	1	95	25	
6/19/2022	33	1	33	9	
6/20/2022	34	1	77	20	
6/21/2022	55		125	31	
6/22/2022	101		233	62	
6/23/2022	99	1	226	55	
6/24/2022	90	1	202	56	
6/25/2022	63	1	152	32	
6/26/2022	30		30	7	
6/27/2022	30		68	19	
6/28/2022	50		115	30	
6/29/2022	90	2	206	54	
6/30/2022	94	2	224	48	
Grand Total:	2098	31	4662	1178	

I-Tiva Month To Date MESSAGE Report used

