

Yavapai
Library
Network
Monthly Report



October
2022

MANAGER'S LOWDOWN

Hi All –

Here is what we've been working on this month:

- There will be a new release of Workflows in early November. We also have a new version of stunnel that will need to be installed on your workstations. I will be sending an email out with the details

- When using self-checkout ClrcIT pads, patrons will soon have the ability to choose an e-receipt. It will email their receipt to the patron's email address on file. We anticipate this to be available mid-November.

- Our old YLN Catalog mobile app is still functional, so we have not felt the full impact of patrons using the new one. I have contacted SirsiDynix several times, but I do not have a date of when it will be turned off. The YLN Catalog mobile app by Aspen is our official mobile app now.

- The ILS Committee is continuing to meet weekly and write the requirements desired/needed for the upcoming Request for Proposal (RFP). If you have any wishes or wants for the new ILS, be sure to put them in the Wiki "2022_ils_feature_requests" wiki at wiki.yln.info.

- The new YLN Website (portal) has now been released. Hopefully you find it a bit easier to use. If you have any suggestions or feedback, please submit a helpdesk ticket to help@ynl.info.

- We are continuing the process of re-designing our helpdesk interface. If you have any comments or suggestions, please add them to the "request tracker features" wiki at wiki.yln.info. You will need to log in with your portal credentials.

- We are beginning the process to add the 2 schools from the Chino Valley School District: Heritage Middle School (HMS), and Del Rio Elementary School (DEL).

- Ingram is now allowing us to purchase off of the City of Peoria's purchase contract. If you are interested, please con-

tact me for the details.

Until next month,

Valerie Burns



Grand Opening

THE COURTYARD
AT SEDONA PUBLIC LIBRARY

Sunday, Nov. 13 | 3 p.m. to dusk

3250 WHITE BEAR RD

COME CELEBRATE WITH US!

RIBBON CUTTING & REMARKS 3:15 P.M.

ACOUSTIC GUITAR BY BRIAN DAVID 3 - 4 P.M.

ACOUSTIC CLASSIC ROCK

BY SILENT TREATMENT 4 - 6 P.M.

OVERDUE BREW

BY SEDONA BEER CO. & WINE AVAILABLE

2022 ROTARY OF SEDONA CHILI COOKOFF

PEOPLES' CHOICE AWARD-WINNING CHILI & CHIPS

GIANT MARSHMALLOWS

FOR ROASTING AT THE

FRIENDS OF THE SEDONA LIBRARY FIRE CIRCLE!



PRIORITIES

Help Desk

A help desk request, or work order, is the submission of a problem that one encounters during the normal operation of a YLN service. Requests are generally submitted via e-mail to help@yln.info. If a request is submitted via telephone, then a YLN staff person will create the request for the submitter. Help desk requests will always be our highest priority because in some cases a member library employee cannot complete a work function until the issue is resolved.

Total requests submitted: 113

Total requests resolved: 102

Total unresolved requests opened this month: 11

Total requests still open: 35



STATISTICS: HOLDS

HOLDS - October 2022					
Hold Inactive Reason	CANCELLED	EXP_ONSHLF	EXPIRED	FILLED	Total
Pickup Library	Number of Holds	Number of Holds	Number of Holds	Number of Holds	Number of Holds
AJS	3	3		25	31
ASH	5	10		190	205
BAG	10	28		186	224
BCC	40	23	1	431	495
BEA	93	52	1	342	488
BMHS	4			14	18
BMMS				2	2
CJES		2			2
CLA	6	19	1	122	148
CON	29	3		258	290
COR	27	12		280	319
CRK		2		67	69
CSES				6	6
CTW	299	204	13	2,669	3,185
CVCL	78	89		839	1,006
CVLAB		3		1	4
CVPL	76	97	5	1,155	1,333
CVUSD	2	4		5	11
DHL	15	8		171	194
ERU	14	8	1	154	177
GES	3	3		9	15
GMMS				1	1
HES	14	9		17	40
JER		2	1	51	54
LES	1			7	8
MAY	18	25		150	193
MES				2	2
MVES	1				1
PAUL	62	24	1	413	500
PCL				23	23
PCM				8	8
PHS				13	13
PPL	1,508	802	47	9,291	11,648
PVA2	284	80	5	1,601	1,970
PVPL	575	512	13	4,784	5,884
SED	272	174	10	2,391	2,847
SEL	56	31		414	501
SPR	15	31		109	155
SVES	1	2		2	5
TCP				1	1

STATISTICS: HOLDS

Hold Inactive Reason	CANCELLED	EXP_ONSHLF	EXPIRED	FILLED	Total
Pickup Library	Number of Holds	Number of Holds	Number of Holds	Number of Holds	Number of Holds
THS	10	1		3	14
VOC	168	91	10	1,215	1,484
WIL	6	9	1	168	184
YAR	14	25	2	348	389
YCFLD	12	2	1	22	37
YCP	18	14	1	138	171
YCP2				5	5
YCV	5	5	2	75	87
YCV2	1		2	16	19
YLN	2			8	10
Total	3,747	2,409	118	28,202	34,476

STATISTICS: TRANSITS

ITEMS TRANSITED - OCTOBER 2022																	
Station Library																	
Item Library	Total	AFSD	AJS	ASH	BAG	BCC	BEA	BMHS	BMMS	CJES	CLA	CON	COR	CRK	CSES	CTW	CVCL
Total	21,908	2	29	197	157	413	428	19	4	2	130	220	276	51	6	2,101	858
AFSD	1																
AJS	64				1		1									5	4
ASH	213		1			2	5					1	1		1	25	3
BAG	411			5		7	6			1	1	3	7			36	14
BCC	316			8	2		2				3	2	6			35	7
BEA	187		1	3	2						2		3			16	5
BMHS	32										1	1				2	
BMMS	21				1											3	
CJES	29				2			1			1					3	4
CLA	191			3	1	2	6					6	3			14	3
CON	148			2		1	3				1		12			13	8
COR	203			4	2	8	15				2	2				13	7
CRK	89			2		5	2				2	1	1			5	2
CSES	12											1					
CTW	2,417		3	12	22	60	54				6	27	32	1			122
CVCL	627			8	3	9	2				1	8	8			51	
CVHS	47						3				1					4	1
CVLAB	8														2		1
CVPL	1,049		2	11	8	20	11		1	4	8	10	1	1		115	43
CVUSD	130			1		3	1				1		2			15	5
DHL	160			3	1		1				1	2	2	1		11	9
ERU	157			1		6	2									24	4
GES	57				1							1				1	3
GHMS	10					2	2										
GMMS	8															1	
HES	33										1					3	2
JER	186			1		5					1					24	5
LES	55		1		1											7	3
LTS	27		1									2				1	
LVES	17				1	1	2									1	
MAY	259		1	4	2	7	7					4	4			21	7
MES	27				1									1		3	
MUHS	53				1						2					12	
MVES	10																1
ORME	20				1		2				2					1	1
PAUL	158					2	6				2	1	1			13	
PCL	184			2	1		4				2	1				22	6
PHS	59					1	1						2			9	1
PMH	50										1		1			13	4
PPL	4,725		7	46	50	116	98	2			43	72	74	25		676	211
PVCV	1																
PVPL	2,424		5	32	24	42	41	3	2		14	22	33	9	1	214	109
SED	2,430		3	12	18	17	43	6			11	14	19	3	1	265	102
SEL	171			5	1	2	2					1	2			16	2
SPR	284			5	2	12	5				3		2			18	8
STX	92															3	3
SUSD	9															1	
SVES	11																
TCP	4																
THS	42		2													2	6
VOC	351		1		3	3	6	6			1	2	4	3		23	13
WIL	145			1		2	5		1				2			22	1
YAR	309			2	1	8	6				3	4	7	1		27	6
YAV	9																
YCFLD	6					1						2					
YCP	916			3	2	24	14				5	3	11			82	28
YCV	2,252		1	21	2	45	70	2			13	28	29	4		230	94
YLN	2	2															

October 2022

STATISTICS: TRANSITS

ITEMS TRANSITED - October 2022																
Station Library																
Item Library	CVLAB	CVPL	CVUSD	DHL	ERU	GES	GMMS	HES	JER	LES	LVES	MAY	MES	PAUL	PCL	PHS
Total	6	1,044	8	159	154	10	1	32	54	9	4	163	3	398	22	13
AFSD																
AJS		7										1				
ASH		4		2								1		12		
BAG		19		2		2		3		1		3		20		
BCC		8	1	2	1							2		14		
BEA	1	12		2	1			3				1		7	1	
BMHS		4														
BMMS		4						1				2				
CJES																
CLA		3		1	1	1		1				1		13		
CON		2				1			1					10		
COR		13		3				1				4		16		
CRK		4		1										4		
CSES																
CTW	1	102		23	16				4			15		18		2
CVCL		37		2	1	1			1			3		9		
CVHS		5		2				1								
CVLAB																
CVPL				5	3	2			3			5		24		
CVUSD	2	9		2	1			1				1		2		
DHL		11			2							4		13		
ERU		7												3		
GES		2														
GHMS		1														
GMMS			1													
HES		1														
JER		3												1		
LES		4			1	1						2				
LTS				1								2	1			
LVES		5												1		
MAY		10		4				1						9		
MES								1				1		1		
MUHS	1													1		
MVES								1								
ORME		2		1												
PAUL		3		1												
PCL		3			2									7		
PHS		2			1				1			1		1		
PMH		2						2			4					
PPL		332	1	54	40	2	1	7	17	2		61		66	7	7
PVCV													1			
PVPL		164	5	19	24			2	5	3		17		29	2	2
SED	1	107		9	14				8	1		10		23	5	2
SEL		5		1								1		12		
SPR		6		3	1			3				6		29		
STX		1						3				1		4		
SUSD																
SVES		1								1		1				
TCP																
THS								1				1				
VOC		11		2	2				1			1				
WIL		5		1	1									8		
YAR		20			1							2	1	12		
YAV																
YCFLD																
YCP		27		1	11				6			7		15	4	
YCV		76		15	30				7	1		6		14	3	
YLN																

STATISTICS: TRANSITS

ITEMS TRANSITED - OCTOBER 2022

Station Library																		
Item Library	PMH	PPL	PVA2	PVPL	SED	SEL	SPR	SUSD	SVES	TCP	THS	VOC	WIL	YAR	YCFLD	YCP	YCV	YLN
Total	1	5,577	120	4,860	1,767	412	172	1	4	2	6	1,239	180	316	23	148	81	26
AFSD								1										
AJS		23		17	3				1			1						
ASH		53	1	49	14	2	11					7	1	9	6	1	1	
BAG		111	6	104	23	7	8					5	8	2	2	1	3	1
BCC		75	5	66	30	7	7		1			14	5	4	2	1	1	5
BEA		66	2	34	11	5						3	2	1		2		1
BMHS		11		10	3													
BMMS		6		3								1						
CJES		7	1	9					1									
CLA		36	2	51	13	4	11					5	5	4	1			
CON		37		30	11	1	5					3	4	2		1		
COR		40	1	38	17	4	5					2	3	3				
CRK		21	3	18	10	1	3					3		1				
CSES		4	2	5														
CTW		816	6	627	219	43	9					106	21	35		11	4	
CVCL		192	2	167	51	6	5					40	2	8		5	5	
CVHS		16		8	3							2					1	
CVLAB		1		4														
CVPL		327	3	273	67	21	3		1			52	9	9		6	1	
CVUSD		44	2	25	8		1					3					1	
DHL		36		37	6	3	6					5	1	2		2	1	
ERU		57	1	29	11	2	1					4	3	1		1		
GES		25	2	15	4	1								1			1	
GHMS		1	2	2														
GMMS				5	1													
HES		12	2	9	2	1												
JER		54	1	51	18	1	1					16		4				
LES		16		16		1						2						
LTS		8	3	6	1		1											
LVES		3		1	1							1						
MAY		65	1	59	17	5	2					7	8	10	1	2		1
MES		8		10	1													
MUHS		17		13	3	1						2						
MVES		4		2	2													
ORME		2		4	2							1				1		
PAUL		43	1	48	18		6					8	1	2	1	1		
PCL		64		23	30							6				10	1	
PHS		18	1	11	3		1					4				1		
PMH		6		9	5							2		1				
PPL	1		21	1,507	516	121	26			2	3	275	46	113		42	30	5
PVCV																		
PVPL		1,114	26		204	73	18					99	18	25	1	20	3	
SED		763	10	486		17	4				3	399	10	21	1	11	9	2
SEL		49		44	8		7					7	3	3				
SPR		68	2	84	7	4						4	2	7	1	2		
STX		26		22	19	3						1			3	2		1
SUSD		4		3	1													
SVES		3		5														
TCP		3		1														
THS		9	1	16	1							3						
VOC		85	2	63	110	3	2							3			1	
WIL		48	2	21	7	3	4					5		4	2			
YAR		85		63	19	7	11					12	3		1	2	5	
YAV																		9
YCFLD							2							1				
YCP		306	3	178	95	7	5					52	6	7	1		13	
YCV		689	3	479	172	58	7					77	19	33		23		1
YLN																		

October 2022

STATISTICS: DISCARDED & ADDED

DISCARDS - OCTOBER 2022	
Station Library	Library Use Transactions
AJS	28
ASH	2
BAG	3
BCC	7
BMHS	2
CON	1
CRK	9
CTW	398
CVCL	38
CVHS	1
CVLAB	2
CVPL	335
CVUSD	277
JER	12
LES	67
LTS	2
MAY	13
MES	11
MUHS	1
PAUL	33
PCL	15
PPL	1,660
PVPL	463
SED	221
SUSD	144
THS	389
VOC	39
WIL	1
YAR	46
YCFLD	3
YCP	467
YCV	663
YLN	72
Total	5,425

ITEMS ADDED - OCTOBER 2022	
Item Library	Total Copies
AFSD	748
AJS	6
ASH	45
BAG	68
BCC	47
BEA	52
BMMS	3
CJES	14
CLA	25
CON	25
COR	37
CRK	9
CSES	9
CTW	286
CVCL	166
CVHS	19
CVLAB	35
CVPL	156
CVUSD	104
DHL	73
ERU	85
GES	2
GHMS	14
JER	4
LES	10
LTS	24
LVES	160
MAY	22
MES	111
MUHS	34
MVES	9
PAUL	104
PCL	21
PHS	34
PPL	1242
PVPL	861
SED	261
SEL	30
SHM	2
SPR	25
STX	1
SUSD	216
SVES	87
THS	73
VOC	59
WIL	9
YAR	225
YCP	73
YCV	102
YLN	2
Grand Total	5829

TOTAL ITEMS - OCTOBER 2022	
Item Library	Total Copies
AFSD	3,753
AJS	13,840
ASH	5,310
BAG	15,392
BCC	11,713
BEA	12,264
BMHS	30,214
BMMS	7,915
CJES	11,156
CLA	9,128
CON	6,363
COR	6,628
CRK	3,556
CSES	4,042
CTW	89,885
CVCL	29,998
CVHS	16,429
CVLAB	4,609
CVPL	52,882
CVUSD	29,905
DHL	5,598
ERU	28,556
GES	12,360
GHMS	10,056
GMMS	9,676
HES	8,647
JER	14,295
LAW	1,784
LES	12,895
LTS	13,294
LVES	7,743
MAY	10,351
MES	5,984
MUHS	5,248
MVES	9,708
ORME	9,146
PAUL	7,077
PCL	35,077
PHS	11,567
PMH	9,228
PPL	132,003
PVCV	4,640
PVPL	88,306
SED	64,538
SEL	6,863
SHM	8,052
SPR	5,291
STX	831
SUSD	5,852
SVES	7,013
TCP	1,242
THS	11,573
VOC	4,769
VVAC	3,072
WIL	5,276
YAR	9,919
YAV	4,131
YCC	2,157
YCFLD	80
YCP	61,495
YCV	48,825
YLN	4,033
Total	1,073,233

STATISTICS: USERS

NEW USERS - OCTOBER 2022	
User Library	Number of Users
AFSD	3
AJS	4
ASH	8
BAG	10
BCC	14
BEA	6
BMHS	4
BMMS	3
CJES	4
CLA	11
CON	8
COR	11
CRK	2
CSES	3
CTW	147
CVCL	69
CVHS	5
CVPL	60
CVUSD	7
DHL	5
ERU	5
GES	4
GHMS	3
GMMS	5
HES	1
JER	1
LES	6
LTS	2
LVES	9
MAY	6
MES	6
MUHS	9
MVES	4
PAUL	38
PCL	6
PHS	14
PMH	6
PPL	311
PVPL	241
SED	84
SEL	12
SPR	5
THS	5
VOC	28
WIL	1
YAR	6
YCP	16
YCV	4
HMS	1
PVCV	1
Grand Total	1224

TOTAL USERS - OCTOBER 2022	
User Library	Number of Users
AFSD	345
AJS	973
ASH	733
BAG	577
BCC	947
BEA	1,110
BMHS	2,408
BMMS	489
CJES	639
CLA	532
CON	583
COR	850
CRK	150
CSES	914
CTW	10,976
CVCL	4,863
CVHS	1,492
CVLAB	24
CVPL	5,115
CVUSD	2,293
DEL	4
DHL	533
ERU	5,966
GES	786
GHMS	665
GMMS	599
HES	504
HMS	3
JER	202
LES	650
LTS	1,187
LVES	599
MAY	798
MES	1,598
MUHS	1,899
MVES	533
ORME	496
PAUL	714
PCL	3,892
PHS	1,850
PMH	970
PPL	24,178
PVCV	1
PVPL	17,135
SED	8,136
SEL	609
SHM	1
SPR	482
SUSD	269
SVES	53
TCP	25
THS	950
VOC	1,398
WIL	195
YAR	493
YCFLD	13
YCP	1,264
YCV	708
YLN	9
Total	116,380

STATISTICS: BILLS

PATRON BILLS - October 2022			
Bill Library Code	# of Bills	Bill Amount	Bill Payment Amount
Total	544	\$2,707.65	\$2,696.70
AJS	1	\$0.00	\$0.00
CTW	30	\$93.00	\$93.00
CVLAB	2	\$20.00	\$20.00
CVPL	10	\$31.10	\$31.10
CVUSD	2	\$13.00	\$13.00
ERU	5	\$240.00	\$240.00
GMMS	1	\$0.40	\$0.40
MAY	1	\$4.00	\$4.00
PCL	1	\$0.00	\$0.00
PPL	452	\$1,976.35	\$1,975.35
PVPL	18	\$222.05	\$212.10
SED	13	\$94.50	\$94.50
VOC	8	\$13.25	\$13.25
SPR	1	\$6.00	\$6.00
TCP	3	\$28.50	\$28.50
VOC	6	\$69.60	\$69.60
YCP	2	\$30.94	\$30.94
YLN	2	\$30.00	\$30.00



STATISTICS: CIRCULATION

CIRCULATION - OCTOBER 2022

Station Library	Client Types	Charge Item Part B	Renew Item	Grand Total
AFSD	WorkFlows	267	8	275
AFSD Total		267	8	275
AJS	None	3		3
	WorkFlows	1208	43	1251
	Aspen		1	1
AJS Total		1211	44	1255
ASH	None	11		11
	SIP	584	3	587
	WorkFlows	20	250	270
	Aspen		1	1
ASH Total		615	254	869
BAG	None	29		29
	SIP	312	4	316
	WorkFlows	214	491	705
BAG Total		555	495	1050
BCC	None	24		24
	SIP	571		571
	WorkFlows	338	365	703
	Aspen		1	1
BCC Total		933	366	1299
BEA	None	70		70
	SIP	7		7
	WorkFlows	1212	529	1741
	Aspen		27	27
BEA Total		1289	556	1845
BMHS	None	1		1
	WorkFlows	264	264	528
BMHS Total		265	264	529
BMMS	WorkFlows	147	47	194
BMMS Total		147	47	194
CJES	None	2		2
	WorkFlows	944	76	1020
CJES Total		946	76	1022
CLA	None	20		20
	SIP	149	12	161
	WorkFlows	91	144	235
CLA Total		260	156	416
CON	None	18		18
	SIP	354	2	356
	WorkFlows	86	168	254
	Aspen		3	3
CON Total		458	173	631
COR	None	12		12
	SIP	315		315
	WorkFlows	347	331	678
	Aspen		9	9
COR Total		674	340	1014
CRK	None	61		61
	WorkFlows	128	91	219
CRK Total		189	91	280
CSES	WorkFlows	10		10
CSES Total		10		10
CTW	None	244		244
	SIP	8804	373	9177
	WorkFlows	303	4187	4490
	Aspen		121	121

CTW Total		9351	4681	14032
CVCL	None	95		95
	SIP	2253	16	2269
	WorkFlows	1419	1388	2807
	Aspen		79	79
CVCL Total		3767	1483	5250
CVHS	WorkFlows	50	56	106
CVHS Total		50	56	106
CVLAB	None	3		3
	SIP	1		1
	WorkFlows	916	18	934
CVLAB Total		920	18	938
CVPL	None	104		104
	SIP	1529	18	1547
	WorkFlows	3104	2204	5308
	Aspen		19	19
CVPL Total		4737	2241	6978
CVUSD	None	4		4
	SIP	58		58
	WorkFlows	383	64	447
CVUSD Total		445	64	509
DHL	None	10		10
	SIP	418	4	422
	WorkFlows	42	171	213
	Aspen		13	13
DHL Total		470	188	658
ERU	None	9		9
	SIP	127	1	128
	WorkFlows	1999	244	2243
	Aspen		11	11
ERU Total		2135	256	2391
GES	None	3		3
	WorkFlows	1570	186	1756
GES Total		1573	186	1759
GHMS	WorkFlows	60		60
GHMS Total		60		60
GMMS	WorkFlows	222	27	249
GMMS Total		222	27	249
HES	None	9		9
	WorkFlows	675	71	746
HES Total		684	71	755
JER	None	2		2
	WorkFlows	121	115	236
JER Total		123	115	238
LES	WorkFlows	690	126	816
LES Total		690	126	816
LTS	WorkFlows	689	34	723
LTS Total		689	34	723
LVES	WorkFlows	566	36	602
LVES Total		566	36	602
MAY	None	25		25
	SIP	309	5	314
	WorkFlows	144	338	482
MAY Total		478	343	821
MES	WorkFlows	952	170	1122
MES Total		952	170	1122
MVES	WorkFlows	452	61	513
MVES Total		452	61	513
PAUL	None	25		25
	WorkFlows	865	449	1314
	Aspen		15	15

STATISTICS: CIRCULATION

PAUL Total		890	464	1354
PCL	WorkFlows	86	74	160
PCL Total		86	74	160
PHS	WorkFlows	96	5	101
PHS Total		96	5	101
PMH	WorkFlows	78	28	106
PMH Total		78	28	106
PPL	None	1241		1241
	SIP	21631	712	22343
	WorkFlows	10244	12317	22561
	Aspen		817	817
PPL Total		33116	13846	46962
PVA2	None	116		116
	WorkFlows	3	1	4
PVA2 Total		119	1	120
PVPL	None	663		663
	SIP	18874	831	19705
	WorkFlows	343	9301	9644
	Aspen		436	436
PVPL Total		19880	10568	30448
SED	None	216		216
	SIP	6926	62	6988
	WorkFlows	597	3358	3955
	Aspen		268	268
SED Total		7739	3688	11427
SEL	None	31		31
	WorkFlows	1045	295	1340
	Aspen		3	3
SEL Total		1076	298	1374
SPR	None	31		31
	SIP	28		28
	WorkFlows	219	74	293
SPR Total		278	74	352
SUSD	WorkFlows	54	36	90
SUSD Total		54	36	90
SVES	None	2		2
	WorkFlows	11	8	19
SVES Total		13	8	21
TCP	WorkFlows	2		2
TCP Total		2		2
THS	None	2		2
	WorkFlows	1108	53	1161
THS Total		1110	53	1163
VOC	None	106		106
	SIP	1761	10	1771
	WorkFlows	216	563	779
VOC Total		2083	573	2656
WIL	None	9		9
	SIP	459	26	485
	WorkFlows	22	167	189
WIL Total		490	193	683
YAR	None	25		25
	SIP	437		437
	WorkFlows	362	238	600
YAR Total		824	238	1062
YCFLD	None	3		3
	SIP	3	1	4
	WorkFlows	17		17
	Aspen		37	37
YCFLD Total		23	38	61
YCP	None	16		16

	SIP	438	36	474
	WorkFlows	35	389	424
	Aspen		9	9
YCP Total		489	434	923
YCV	None	6		6
	SIP	107	6	113
	WorkFlows	348	309	657
YCV Total		461	315	776
YLN	None	2		2
	SIP		191	191
	WorkFlows	24	5	29
	Aspen		45	45
YLN Total		26	241	267
Grand Total		105116	44201	149317

CIRCULATION USE ITEM - OCTOBER 2022	
Station Library	Use Item Transactions
CTW	407
CVLAB	3
CVUSD	253
ERU	15
PCL	7
SPR	15
YCP	73
YCV	171

STATISTICS: CHECKINS

CHECKINS - OCTOBER 2022	
Station Library	Total Checkins
AFSD	252
AJS	1,153
ASH	728
BAG	638
BCC	925
BEA	1,419
BMHS	120
BMMS	141
CJES	924
CLA	218
CON	458
COR	750
CRK	198
CSES	112
CTW	9,863
CVCL	4,174
CVHS	363
CVLAB	827
CVPL	5,083
CVUSD	787
DHL	796
ERU	2,079
GES	1,559
GHMS	167
GMMS	227
HES	670
JER	107
LES	694
LTS	672
LVES	626
MAY	439
MES	1,016
MUHS	8
MVES	494
ORME	4
PAUL	891
PCL	172
PHS	58
PMH	130
PPL	36,149
PVA2	3
PVPL	22,712
SED	8,140
SEL	1,287
SPR	282
SUSD	57
SVES	39
TCP	2
THS	1,137
VOC	2,212
WIL	536
YAR	850
YCFLD	73

YCP	660
YCV	402
YLN	7,562
Total	122,045

STATISTICS: OPAC

Library	Total
Default	10,747
CTW	10,403
CVCL	4,240
CVPL	3,238
Elementary	56,361
ERU	4,463
High	854
JER	215
Middle	92
PCL	415
PPL	42,495
PVPL	34,475
SED	16,694
YCFLD	8,341
YCP	13,903

STATISTICS: OVERDRIVE

USAGE TYPE: ALL DOCUMENTS			
USER ACTIVITY			
UNIQUE USERS: 5273			
CHECKOUTS		HOLDS	
Audiobook	10793	Audiobook	4151
eBook	12693	eBook	4722
Magazine	1652		

BRANCH	CHECKOUTS
YLN-Prescott	10175
YLN-Prescott Valley	4881
YLN-Cottonwood	2587
YLN-Sedona	2320
YLN-Camp Verde	1017
YLN-Chino Valley	889
YLN-Sedona - Village of Oak Creek	627
YLN-Congress	194
YLN-Clark Memorial	191
YLN-Yavapai College	168
YLN-Black Canyon City	162
YLN-Dewey-Humboldt Town	154
YLN-Mayer	105
YLN-Bagdad	96
YLN-Embry-Riddle	89
YLN-Paulden	89
YLN-Yarnell	89
YLN-Seligman	84
YLN-Beaver Creek	51
YLN-Cordes Lakes	48
YLN-Yavapai Schools	45
YLN-Wilhoit	41
YLN-Ash Fork	27
YLN-Spring Valley	16
YLN-Crown King	12
YLN-Prescott College	9
YLN-Jerome	7


STATISTICS: OVERDRIVE RLA

CONSORTIUM	Total	audiobook	ebook	videos
Apache County Library District	34	32	2	0
Cochise County Library District	86	50	36	0
Flagstaff City-Coconino County Public Library	103	65	38	0
Gila County Library District	21	10	11	0
Little Libraries That Could	5	0	5	0
Navajo County Library District	12	9	3	0
Pima County Public Library	577	240	337	0
Southwest Valley Library Consortium	9	4	5	0
Tempe Public Library	66	31	35	0
Yavapai School Library Collection	50	6	44	0
Yuma County Library District	52	25	27	0
(blank)	124	43	80	0
Grand Total	1139	515	623	0

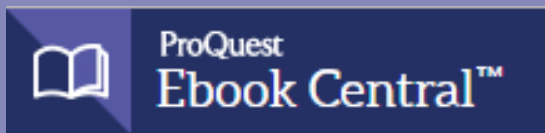
Yavapai Patron Checkouts from other RLA Systems: 3163




STATISTICS: ONLINE USAGE



Books Opened	3456
Time Read (hours)	738.01
Avg Time per Book (min)	65.57
Avg Time per Session (min)	40.45
Avg Time per User (min)	43.48
Unique Users	525



Library	Total Titles Used	Total Unique Users	Total Book Downloads	Total Chapter Downloads	Top 5 Most Used Subjects
TOTAL	580	438	91	173	Psychology, Religion, History, Fine Arts, Literature




Usage by Platform		
Platform Type	Devices	Launches
Amazon-FireOS	2	18
Android	475	2802
iPad	202	1135
iPhone	1020	6355
iPod Touch	1	19
TOTAL	1700	10329

Aspen App: 264 logins (validateAccount)

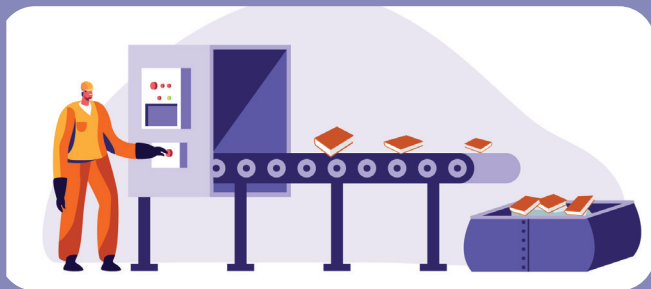
STATISTICS: ONLINE USAGE



TOTAL SESSIONS	417
Mobile Sessions	125
Avg Learning Time (min)	13.27



Month	# Programs Happening	# of Users Visiting
October	410	1848



AMH Sorter [Ethel]	
Items/Month	57434



SMS Notices

Hold Notice	4818
Manual Text	34
Overdue Notice	622

Ash Fork Public Library	83
Bagdad Public Library	73
Black Canyon City Community Library	32
Beaver Creek Public/School Library	30
Clark Memorial Library	46
Congress Public Library	52
Cordes Lakes Public Library	79
Crown King Public Library	3
Cottonwood Public Library	780
Camp Verde Community Library	110
Chino Valley Public Library	196
Dewey-Humboldt Town Library	46
Embry-Riddle Aeronautical University Library	9
Jerome Public Library	8
Mayer Public Library	36
Paulden Public Library	59
Prescott College Library - Prescott	1
Prescott Public Library	2173
Prescott Valley Public Library	1082
Sedona Public Library	303
Seligman Public Library	21
Spring Valley Library	1
SPL in the Village	66
Wilhoit Public Library	33
Yarnell Public Library	47
Yavapai College - Prescott	58
Yavapai College - Verde	11

STATISTICS - I-TIVA (TM3)

Date	Patrons	Rejected Records	Total Attempts	Total Deliveries	Patron Logins on MESSAGE call
10/1/2022	82	9	194	44	
10/2/2022	24		24	6	
10/3/2022	33		75	19	
10/4/2022	51		121	29	
10/5/2022	97	4	225	56	
10/6/2022	83	2	191	48	
10/7/2022	91	1	207	54	
10/8/2022	71	4	165	42	
10/9/2022	34	4	34	9	
10/10/2022	34	4	77	19	
10/11/2022	28	1	64	15	
10/12/2022	114	6	257	68	
10/13/2022	84	6	188	48	
10/14/2022	95	3	217	58	
10/15/2022	85	1	192	51	
10/16/2022	28		28	7	
10/17/2022	35		82	21	
10/18/2022	56		129	32	
10/19/2022	105	16	276	52	
10/20/2022	98	17	221	59	
10/21/2022	90	1	204	53	
10/22/2022	62		145	33	
10/23/2022	27	1	27	8	
10/24/2022	30	2	69	18	
10/25/2022	54	3	119	33	
10/26/2022	102	4	235	60	
10/27/2022	99	3	226	58	
10/28/2022	90	3	202	54	
10/29/2022	56		125	32	
10/30/2022	24	1	24	7	
10/31/2022	31	1	67	19	
Grand Total:	1993	97	4410	1112	

I-Tiva Month To Date MESSAGE Report used

