

Yavapai  
Library  
Network  
Monthly Report



January  
2023

# MANAGER'S LOWDOWN

No manager's report this month.



## Sedona Public Library

The 28th Annual Quilt Show is on display at the library until March 4th. 83 quilts!

## Prescott Public Library

CoffeeHouse Concert: Mike Greenleaf

Sunday, February 12 at 2 pm

Coffeehouse Concerts showcases local and regional talent with an emphasis on original music. The series features a variety of acoustic, contemporary, and traditional styles of music. This month features singer/songwriter Mike Greenleaf. Mike has been writing and performing for over 50 years. His songwriting is heart-felt, intelligent, deeply personal and influenced by a wide variety of musical styles. He always seeking songs rich in meaning, poignancy and humor. Presented with funding from the Friends of the Prescott Public Library.

Plant to Plate Gardening Series: Planning Your Garden

Thursday, February 23 at 4:30 pm

The job of a gardener is simple - to understand what your plants need and to give it to them. The Plant to Plate series led by Yavapai Master Gardeners will give you the tools you need to get the best possible results from your garden. The first job is to choose a location for your garden and turn it into a space where your crops will thrive. In this program, you will learn about choosing a site, deciding which plants to grow, creating a plan as to what crops to plant and finally where to plant them. The Plant to Plate series is available thanks to a partnership with Yavapai Master Gardeners and Prescott Farmer's Market.



# PRIORITIES

## Help Desk

A help desk request, or work order, is the submission of a problem that one encounters during the normal operation of a YLN service. Requests are generally submitted via e-mail to [help@yln.info](mailto:help@yln.info). If a request is submitted via telephone, then a YLN staff person will create the request for the submitter. Help desk requests will always be our highest priority because in some cases a member library employee cannot complete a work function until the issue is resolved.

**Total requests submitted: 86**

**Total requests resolved: 75**

**Total unresolved requests opened this month: 11**

**Total requests still open: 17**



# STATISTICS: HOLDS

HOLDS - January 2023					
Hold Inactive Reason	CANCELLED	EXP_ONSHLF	EXPIRED	FILLED	Total
Pickup Library	Number of Holds	Number of Holds	Number of Holds	Number of Holds	Number of Holds
AJS	1	3		50	54
ASH	16	41		376	433
BAG	13	12		140	165
BCC	55	30		543	628
BEA	62	19	1	405	487
BMHS	3			11	14
BMMS				2	2
CJES	1	2			3
CLA	12	11	1	129	153
CON	26	4		223	253
COR	34	24		249	307
CRK	6	1		73	80
CSES	6	2		9	17
CTW	330	212	10	3,118	3,670
CVCL	100	59	4	960	1,123
CVHS	2				2
CVLAB	2				2
CVPL	154	102	1	1,231	1,488
CVUSD	7	15		13	35
DHL	48	13	1	192	254
ERU	9	17		110	136
GES	2	3		1	6
GMMS				6	6
HES	40	11		29	80
JER	6	3		58	67
LES	1			8	9
LTS	3				3
MAY	32	6	1	162	201
MES				2	2
MUHS	2			5	7
MVES	2			3	5
PAUL	30	13	6	416	465
PCL	6	1		25	32
PCM	1			6	7
PHS				12	12
PPL	1,748	861	25	10,541	13,175
PVA2	250	78	3	1,681	2,012
PVPL	813	465	9	5,659	6,946
SED	265	206	10	2,759	3,240
SEL	27	37		345	409

# STATISTICS: HOLDS

Hold Inactive Reason	CANCELLED	EXP_ONSHLF	EXPIRED	FILLED	Total
Pickup Library	Number of Holds	Number of Holds	Number of Holds	Number of Holds	Number of Holds
SPR	12	22		145	179
SVES				1	1
TCP	2			7	9
THS		7		2	9
VOC	174	88	14	1,425	1,701
WIL	3	5	1	238	247
YAR	10	19		383	412
YCFLD	44	1		4	49
YCP	49	22	1	127	199
YCP2	1			2	3
YCV	11	4		83	98
YCV2			1	13	14
YLN	7			15	22
<b>Total</b>	<b>4,428</b>	<b>2,419</b>	<b>89</b>	<b>31,997</b>	<b>38,933</b>

# STATISTICS: TRANSITS

## ITEMS TRANSITED - JANUARY 2023

Station Library	Total	AJS	ASH	BAG	BCC	BEA	BMHS	BMMS	CJES	CLA	CON	COR	CRK	CSES	CTW	CVCL	CVLAB
Total	24,105	61	387	126	472	425	13	2	3	131	197	232	64	14	2,389	954	8
AFSD	12		3			1					1	1					
AJS	60		1	1											8	1	
ASH	196			3	1	1				1	2	1	1		14	2	
BAG	372		4		4	4					3	3		1	32	16	
BCC	408	1	13	1		13				1	5	6	1		34	14	
BEA	208		7		2					1	1	2	2	2	20	12	
BMHS	31		1	1	2										2	1	
BMMS	15	1													2		
CJES	10														1	1	
CLA	198	3	7	2	1	2					8	3			16	4	
CON	149		2	2	1	7				1		2			11	4	
COR	230		16	2	9	7					3				24	8	
CRK	105		2	2	3	2					1	1			12		
CSES	5		1												1		
CTW	2,624	4	30	15	53	22	4			16	20	25	7	4		91	2
CVCL	680	1	6	4	12	11	1				4	3			79		
CVHS	51		2		2										6	1	
CVLAB	23										1				1	1	
CVPL	1,176	2	18	6	23	12			1	12	11	9			111	34	
CVUSD	143	2	1	2	6	1				1					12	9	4
DEL	6					1									2		
DHL	166		3		3	3				1	5	2	1		14	7	
ERU	184		4		4	3					1				9	8	
GES	30			2		1					1				2	1	
GHMS	10														1		
GMMS	39	1			1					2		1			4	3	
HES	9	1				1									1		
HMS	21		2		1										1	1	
JER	193		2	1	3	2									20	9	
LES	49	1			1										5		
LTS	25														2	1	
LVES	15						1								2	1	
MAY	278	2	10	2	4	5				1	1	2			24	7	
MES	8					1											
MUHS	48		2		2	2					1				3		
MVES	27														2	6	
ORME	2																
PAUL	157		4	2	6	6					4	5			18	2	
PCL	207	1	2	2	4	6									23	4	
PHS	93		6		10	2	1								4	4	
PMH	15								1								
PPL	5,261	27	83	29	110	100	3			30	52	70	31	3	821	284	
PVPL	2,963	11	50	17	55	63	2	1		10	25	33	9	2	331	140	1
SED	2,612	1	24	12	35	33	1		1	16	17	15	4	1	282	96	
SEL	199		7	1	2	8				1	1	2			18	3	
SPR	243		2		5	3				2		5	1		18	7	
STX	111		2	8											9	6	
SUSD	14				2										3		
SVES	24					1					1				2	1	
TCP	7														1		
THS	11	1	1					1							1		1
VOC	359	1	3	3	2	6				3	1	1	1	1	23	8	
WIL	160		2	2	1	3				1		1			10	2	
YAR	359		5		9	16					3	9	1		22	14	
YCP	1,180		15	4	45	21				8	8	4	1		111	33	
YCV	2,323		44		48	55				23	16	26	4		214	106	
YLN	1															1	

January 2023

# STATISTICS: TRANSITS

## ITEMS TRANSITED - January 2023

Station Library																		
Item Library	CVPL	CVUSD	DHL	ERU	GES	GMMS	HES	JER	LES	LVES	MAY	MES	MUHS	MVES	PAUL	PCL	PHS	PPL
Total	1,141	36	204	120	5	7	48	57	9	6	160	4	5	7	395	22	12	6,132
AFSD															1			3
AJS	4										1				3		1	18
ASH	9		4								4				12			55
BAG	10		2				3	1			1			3	26			96
BCC	16	1		1							2				20	1		105
BEA	11		4					1							11			54
BMHS	1		1															12
BMMS																		5
CJES							2											2
CLA	6		2	2			3				4				6			38
CON	10		3								1				9			33
COR	2		2				3								12			47
CRK	3	1		1				1			1				3			24
CSES																		1
CTW	141	3	20	10		2	1	3	2		13			1	30	1		920
CVCL	30		9	6			1	1			6				9	1	1	208
CVHS															3			12
CVLAB	1	7																4
CVPL		6	7	2			4	3			4				11			399
CVUSD	7										1				1	1		39
DEL																		
DHL	1	1					2				4				5			46
ERU	11							1							1			61
GES	3														1			10
GHMS	2																	3
GMMS	2																	9
HES																		3
HMS	1														1			8
JER	3		2	1			1				1				5			59
LES	1		2				3					1			1		1	11
LTS	3								1			3						7
LVES	5						1	1										1
MAY	12		1	1			1								15			70
MES																		3
MUHS	2			1														20
MVES	2	1									2							7
ORME																		2
PAUL	3		3	1														33
PCL	9						1	1							4			68
PHS	1			1	1													23
PMH		1					1			6								1
PPL	385	6	62	45	1	3	7	19	3		57		3	3	60	4	7	
PVPL	150	5	25	17			5	8	1		22		1	3	40	1	2	1,319
SED	94	2	11	12	1		3	3			6		1		21	4		811
SEL	4		1	1											12			48
SPR	12	1		1							2				14			64
STX	1	1					2				2				1			37
SUSD																		2
SVES					1													5
TCP			1															
THS																		4
VOC	16		2			2	1								6	1		96
WIL	5		3	1			2				1				9			51
YAR	12		3	3				3			4				13	1		84
YCP	42		11	6			1	3	1		5				8	4		389
YCV	108		23	7				8	1		16				21	3		702
YLN																		



# STATISTICS: TRANSITS

ITEMS TRANSITED - JANUARY 2023																
Station Library																
Item Library	PVA2	PVPL	SED	SEL	SPR	STX	SVES	TCP	THS	VOC	WIL	YAR	YC-FLD	YCP	YCV	YLN
Total	115	5,245	2,082	315	223	2	1	7	10	1,366	286	346	3	157	79	20
AFSD		1	1													
AJS		19	2							1						
ASH	1	46	11	3	6					10		8		1		
BAG	3	119	15	3	6					8	4	2		1		2
BCC		90	31	9	19					9	7	7				1
BEA	2	34	15	4	5					5	1	7		1	4	
BMHS		7	1								1	1				
BMMS		5	1							1						
CJES		4														
CLA		52	21	4	1					4	6	2			1	
CON		29	15	1	5					5	5	2		1		
COR	1	39	26	3	3					6	4	9		2	1	1
CRK		19	13		2					8	2	4				
CSES													2			
CTW	7	703	177	34	11	1				139	35	41		20	13	3
CVCL	4	153	67	2	11				1	30	6	9		2	2	
CVHS	1	13	4	1	1					4		1				
CVLAB		8														
CVPL	3	308	104	8	13					31	8	16		7	2	1
CVUSD	1	39	12	1						2	1					
DEL		1								1	1					
DHL		42	11	4						6	3				1	1
ERU		44	16	2	2					13	1			1	2	
GES		6	1	1					1							
GHMS		4														
GMMS		7	2							5	2					
HES		1	1							1						
HMS		3	1								2					
JER	1	43	16	2	3					7	7	3		1	1	
LES		22														
LTS		6		1	1											
LVES	1	1		1												
MAY	1	52	22	1	15					12	8	6		2	1	
MES		4														
MUHS	1	10	3	1												
MVES		3	1											2		1
ORME																
PAUL		40	11	3	4					10		1				1
PCL	3	37	29		3					5				3	2	
PHS	1	17	10		7					3		1		1		
PMH		1							1	1		1				
PPL	15	1,598	631	109	36			2	5	312	52	108		60	20	5
PVPL	46		286	39	6	1	1	2	2	131	37	35	1	15	14	1
SED	9	587		24	12			3		405	24	23		13	5	
SEL		50	18		4					7	6	2		1	1	1
SPR	1	67	14	2						9	3	4		6		
STX		26	13											2		1
SUSD		6								1						
SVES		5	7		1											
TCP		1	1		1					2						
THS		2														
VOC	2	56	112	3	1						5	2				1
WIL	2	41	13	3	1					6						
YAR	3	87	33	4	4					12	11		1	1	1	
YCP	3	221	130	8	22					55	6	7			8	
YCV	3	466	184	34	17					99	38	42	1	14		
YLN																

# STATISTICS: DISCARDED & ADDED

DISCARDS - JANUARY 2023	
Station Library	Library Use Transactions
AJS	4
BAG	2
BCC	12
BEA	2
BMHS	3
CON	5
COR	9
CRK	19
CTW	1,915
CVCL	28
CVLAB	2
CVPL	426
CVUSD	634
DEL	409
ERU	144
GES	1
HMS	9
JER	15
LES	135
MAY	1
MES	34
PAUL	3
PCL	2
PPL	1,484
PVPL	317
SED	325
SEL	1
SUSD	12
VOC	22
WIL	14
YAR	50
YCP	587
YCV	706
YLN	400
<b>Total</b>	<b>7,732</b>

ITEMS ADDED - JANUARY 2023	
Item Library	Total Copies
AFSD	1
AJS	39
ASH	53
BAG	86
BCC	66
BEA	58
BMHS	59
BMMS	31
CJES	48
CLA	2
CON	23
COR	58
CRK	8
CSES	20
CTW	315
CVCL	180
CVHS	45
CVLAB	70
CVPL	217
CVUSD	147
DEL	190
DHL	40
ERU	154
GES	40
GHMS	37
GMMS	68
HES	26
HMS	127
JER	29
LES	29
LTS	39
LVES	97
MAY	37
MES	23
PAUL	55
PCL	5
PHS	27
PPL	915
PVPL	884
SED	385
SEL	26
SPR	6
SUSD	363
SVES	81
THS	4
VOC	37
VVAC	4
WIL	18
YAR	134
YCP	127
YCV	140
YLN	10
<b>Grand Total</b>	<b>5683</b>

TOTAL ITEMS - JANUARY 2023	
Item Library	Total Copies
AFSD	4,122
AJS	13,867
ASH	5,425
BAG	15,658
BCC	11,898
BEA	12,364
BMHS	30,056
BMMS	7,942
CJES	11,318
CLA	9,153
CON	6,357
COR	6,660
CRK	3,450
CSES	4,130
CTW	87,674
CVCL	29,948
CVHS	16,152
CVLAB	4,924
CVPL	52,349
CVUSD	28,504
DEL	11,284
DHL	5,719
ERU	28,053
GES	12,245
GHMS	9,824
GMMS	9,776
HES	8,676
HMS	20,532
JER	14,307
LAW	1,784
LES	12,974
LTS	13,434
LVES	7,935
MAY	10,403
MES	4,869
MUHS	5,270
MVES	9,717
ORME	9,059
PAUL	7,143
PCL	35,041
PHS	11,561
PMH	9,212
PPL	130,571
PVCV	4,631
PVPL	89,344
SED	64,725
SEL	6,946
SHM	8,054
SPR	5,317
STX	822
SUSD	6,868
SVES	7,235
TCP	1,243
THS	10,882
VOC	4,833
VVAC	3,076
WIL	5,414
YAR	9,873
YAV	4,122
YCC	2,157
YCFLD	59
YCP	59,892
YCV	47,176
YLN	52
<b>Total</b>	<b>1,094,061</b>

# STATISTICS: USERS

NEW USERS - JANUARY 2023	
User Library	Number of Users
AFSD	4
AJS	12
ASH	18
BAG	12
BCC	10
BEA	17
BMHS	12
BMMS	9
CJES	7
CLA	11
CON	14
COR	10
CSES	14
CTW	172
CVCL	76
CVHS	10
CVPL	57
CVUSD	16
DEL	5
DHL	6
ERU	113
GES	6
GHMS	1
GMMS	8
HES	13
HMS	7
JER	2
LES	6
LTS	7
LVES	2
MAY	5
MES	13
MUHS	5
MVES	8
PAUL	14
PCL	138
PHS	27
PMH	4
PPL	322
PVPL	257
SED	108
SEL	5
SPR	11
SUSD	2
SVES	1
THS	4
VOC	28
WIL	6
YAR	6
YCFLD	1
YCP	31
YCV	10
Grand Total	1663

TOTAL USERS - JANUARY 2023	
User Library	Number of Users
AFSD	348
AJS	968
ASH	721
BAG	566
BCC	746
BEA	1,099
BMHS	2,387
BMMS	499
CJES	650
CLA	545
CON	569
COR	855
CRK	140
CSES	942
CTW	10,871
CVCL	4,530
CVHS	1,393
CVLAB	24
CVPL	5,066
CVUSD	2,171
DEL	496
DHL	499
ERU	5,876
GES	802
GHMS	671
GMMS	580
HES	520
HMS	595
JER	205
LES	605
LTS	1,213
LVES	617
MAY	720
MES	1,052
MUHS	1,878
MVES	547
ORME	101
PAUL	664
PCL	2,555
PHS	1,674
PMH	952
PPL	23,826
PVCV	1
PVPL	16,394
SED	8,154
SEL	598
SHM	1
SPR	498
SUSD	273
SVES	51
TCP	18
THS	726
VOC	1,433
WIL	194
YAR	473
YCFLD	13
YCP	1,144
YCV	717
YLN	11
Total	112,437

# STATISTICS: BILLS

## PATRON BILLS - January 2023

Bill Library Code	# of Bills	Bill Amount	Bill Payment Amount
<b>Total</b>	<b>623</b>	<b>\$2,984.50</b>	<b>\$3,000.90</b>
AJS	3	\$20.00	\$28.50
CTW	33	\$81.00	\$81.00
CVCL	4	\$36.25	\$36.25
CVLAB	4	\$23.00	\$23.00
CVPL	25	\$75.55	\$71.95
DEL	2	\$21.90	\$21.90
GMMS	3	\$5.00	\$5.00
LES	1	\$6.00	\$6.00
LTS	2	\$22.00	\$22.00
PHS	4	\$4.00	\$4.00
PPL	484	\$2,089.68	\$2,089.68
PVPL	27	\$298.73	\$298.73
SED	16	\$168.65	\$182.65
VOC	10	\$85.55	\$85.55
YCP	1	\$10.00	\$10.00
YCV	2	\$17.19	\$14.69
YLN	2	\$20.00	\$20.00



# STATISTICS: CIRCULATION

## CIRCULATION - JANUARY 2023

Station Library	Client Types	Charge Item Part B	Renew Item	Grand Total
AFSD	WorkFlows	48		48
AFSD Total		48		48
AJS	None	1		1
	WorkFlows	1349	89	1438
	Aspen		28	28
AJS Total		1350	117	1467
ASH	None	6		6
	SIP	857	3	860
	WorkFlows	58	252	310
	Aspen		27	27
ASH Total		921	282	1203
BAG	None	3		3
	SIP	515		515
	WorkFlows	91	419	510
BAG Total		609	419	1028
BCC	None	12		12
	SIP	853	13	866
	WorkFlows	269	431	700
	Aspen		1	1
BCC Total		1134	445	1579
BEA	None	20		20
	WorkFlows	1636	583	2219
	Aspen		2	2
BEA Total		1656	585	2241
BMHS	None	1		1
	WorkFlows	454	54	508
	Aspen		10	10
BMHS Total		455	64	519
BMMS	WorkFlows	217	103	320
BMMS Total		217	103	320
CJES	WorkFlows	1089	74	1163
CJES Total		1089	74	1163
CLA	None	3		3
	SIP	157		157
	WorkFlows	94	72	166
CLA Total		254	72	326
CON	None	34		34
	SIP	443		443
	WorkFlows	94	136	230
	Aspen		9	9
CON Total		571	145	716
COR	None	2		2
	SIP	375		375
	WorkFlows	303	287	590
	Aspen		2	2
COR Total		680	289	969
CRK	None	60		60
	WorkFlows	185	82	267
	Aspen		5	5
CRK Total		245	87	332
CSES	None	2		2
	WorkFlows	325		325
CSES Total		327		327
CTW	None	73		73
	SIP	10230	372	10602
	WorkFlows	358	3659	4017

	Aspen		450	450
CTW Total		10661	4481	15142
CVCL	None	13		13
	SIP	2634	33	2667
	WorkFlows	1334	1339	2673
	Aspen		132	132
CVCL Total		3981	1504	5485
CVHS	WorkFlows	82	6	88
CVHS Total		82	6	88
CVLAB	WorkFlows	1007	8	1015
CVLAB Total		1007	8	1015
CVPL	None	69		69
	SIP	1732	9	1741
	WorkFlows	3464	1940	5404
	Aspen		119	119
CVPL Total		5265	2068	7333
CVUSD	None	4		4
	SIP	236	1	237
	WorkFlows	465	46	511
	Aspen		1	1
CVUSD Total		705	48	753
DEL	WorkFlows	1117	201	1318
DEL Total		1117	201	1318
DHL	None	3		3
	SIP	379	4	383
	WorkFlows	60	114	174
	Aspen		3	3
DHL Total		442	121	563
ERU	None	9		9
	SIP	97	12	109
	WorkFlows	1169	133	1302
	Aspen		11	11
ERU Total		1275	156	1431
GES	None	1		1
	WorkFlows	1491	117	1608
GES Total		1492	117	1609
GHMS	WorkFlows	26		26
GHMS Total		26		26
GMMS	WorkFlows	248	27	275
GMMS Total		248	27	275
HES	None	2		2
	WorkFlows	827	73	900
HES Total		829	73	902
HMS	WorkFlows	77	18	95
HMS Total		77	18	95
JER	WorkFlows	147	74	221
	Aspen		2	2
JER Total		147	76	223
LES	WorkFlows	1461	559	2020
LES Total		1461	559	2020
LTS	None	1		1
	WorkFlows	1170	42	1212
LTS Total		1171	42	1213
LVES	WorkFlows	952	47	999
LVES Total		952	47	999
MAY	None	1		1
	SIP	460	15	475
	WorkFlows	111	278	389
MAY Total		572	293	865
MES	WorkFlows	980	76	1056
MES Total		980	76	1056

# STATISTICS: CIRCULATION

MUHS	WorkFlows	70	23	93
	Aspen		10	10
MUHS Total		70	33	103
MVES	WorkFlows	950	103	1053
MVES Total		950	103	1053
PAUL	None	7		7
	WorkFlows	927	385	1312
	Aspen		6	6
PAUL Total		934	391	1325
PCL	None	1		1
	WorkFlows	93	38	131
	Aspen		5	5
PCL Total		94	43	137
PHS	WorkFlows	31	3	34
PHS Total		31	3	34
PMH	WorkFlows	78	15	93
PMH Total		78	15	93
PPL	None	1260		1260
	SIP	22813	671	23484
	WorkFlows	10939	10713	21652
	Aspen		2594	2594
PPL Total		35012	13978	48990
PVA2	None	60		60
	WorkFlows	5		5
PVA2 Total		65		65
PVPL	None	466		466
	SIP	20799	783	21582
	WorkFlows	294	7916	8210
	Aspen		1339	1339
PVPL Total		21559	10038	31597
SED	None	178		178
	SIP	7964	116	8080
	WorkFlows	665	3156	3821
	Aspen		937	937
SED Total		8807	4209	13016
SEL	None	7		7
	WorkFlows	1179	220	1399
	Aspen		35	35
SEL Total		1186	255	1441
SPR	None	5		5
	SIP	41		41
	WorkFlows	316	80	396
SPR Total		362	80	442
STX	WorkFlows	2		2
STX Total		2		2
SUSD	WorkFlows	39	64	103
SUSD Total		39	64	103
SVES	WorkFlows	33	2	35
SVES Total		33	2	35
TCP	WorkFlows	7		7
TCP Total		7		7
THS	WorkFlows	1067	24	1091
THS Total		1067	24	1091
VOC	None	63		63
	SIP	2016	15	2031
	WorkFlows	149	575	724
VOC Total		2228	590	2818
WIL	None	1		1
	SIP	531	4	535
	WorkFlows	2	169	171
WIL Total		534	173	707

YAR	None	2		2
	SIP	524		524
	WorkFlows	469	191	660
	Aspen		10	10
YAR Total		995	201	1196
YCFLD	None	1		1
	WorkFlows	2	2	4
	Aspen		216	216
YCFLD Total		3	218	221
YCP	None	4		4
	SIP	441	12	453
	WorkFlows	74	456	530
	Aspen		64	64
YCP Total		519	532	1051
YCV	None	2		2
	SIP	152	3	155
	WorkFlows	455	436	891
YCV Total		609	439	1048
YLN	WorkFlows	21	1	22
	Aspen		246	246
YLN Total		21	247	268
Grand Total		117251	44241	161492

## CIRCULATION USE ITEM - JANUARY 2023

Station Library	Use Item Transactions
CLA	1
CTW	335
CVUSD	304
ERU	6
PCL	5
SED	116
SPR	179
VOC	9
YCP	78
YCV	247

# STATISTICS: CHECKINS

CHECKINS - JANUARY 2023	
Station Library	Total Checkins
AFSD	18
AJS	1,315
ASH	940
BAG	563
BCC	1,173
BEA	1,540
BMHS	181
BMMS	170
CJES	1,028
CLA	253
CON	568
COR	736
CRK	241
CSES	149
CTW	11,000
CVCL	3,937
CVHS	60
CVLAB	814
CVPL	5,099
CVUSD	1,017
DEL	1,112
DHL	439
ERU	1,253
GES	936
GHMS	27
GMMS	224
HES	513
HMS	63
JER	199
LES	1,040
LTS	690
LVES	557
MAY	482
MES	714
MUHS	55
MVES	688
PAUL	1,102
PCL	87
PHS	69
PMH	50
PPL	36,216
PVA2	4
PVPL	21,860
SED	8,848
SEL	1,127
SPR	380
STX	1
SUSD	184
SVES	18
TCP	8
THS	1,301
VOC	2,565

WIL	531
YAR	1,057
YCFLD	32
YCP	947
YCV	1,177
YLN	284
Total	117,642

# STATISTICS: OPAC

<b>Library</b>	<b>Total</b>
Default	15,111
CTW	13,481
CVCL	5,787
CVPL	3,285
Elementary	4,172
ERU	4,701
High	646
JER	218
Middle	93
PCL	957
PPL	47,726
PVPL	36,428
SED	18,705
YCFLD	7,960
YCP	9,070



# STATISTICS: OVERDRIVE

<b>USAGE TYPE: ALL DOCUMENTS</b>			
<b>USER ACTIVITY</b>			
<b>UNIQUE USERS: 5711</b>			
<b>CHECKOUTS</b>		<b>HOLDS</b>	
Audiobook	11146	Audiobook	4397
eBook	13384	eBook	4952
Magazine	1763		

<b>BRANCH</b>	<b>CHECKOUTS</b>
YLN-Prescott	10498
YLN-Prescott Valley	5284
YLN-Cottonwood	2674
YLN-Sedona	2325
YLN-Chino Valley	1015
YLN-Camp Verde	946
YLN-Sedona - Village of Oak Creek	684
YLN-Yavapai College	263
YLN-Congress	188
YLN-Clark Memorial	186
YLN-Dewey-Humboldt Town	184
YLN-Yarnell	158
YLN-Black Canyon City	128
YLN-Mayer	126
YLN-Paulden	112
YLN-Embry-Riddle	107
YLN-Seligman	104
YLN-Cordes Lakes	83
YLN-Bagdad	82
YLN-Beaver Creek	57
YLN-Yavapai Schools	53
YLN-Wilhoit	30
YLN-Ash Fork	26
YLN-Spring Valley	20
YLN-Prescott College	15
YLN-Jerome	10
YLN-Crown King	9


# STATISTICS: OVERDRIVE RLA

CONSORTIUM	Total	audiobook	ebook	videos
Amphitheater Public Schools	4	1	3	0
Apache County Library District	36	26	10	0
Cochise County Library District	81	54	27	0
Flagstaff City-Coconino County Public Library	87	61	26	0
Gila County Library District	24	13	11	0
Little Libraries That Could	11	0	11	0
Navajo County Library District	27	20	7	0
Pima County Public Library	505	260	245	0
Southwest Valley Library Consortium	39	12	27	0
Tempe Public Library	68	28	40	0
Yuma County Library District	44	31	13	0
(blank)	174	95	77	0
<b>Grand Total</b>	<b>1100</b>	<b>601</b>	<b>497</b>	<b>0</b>

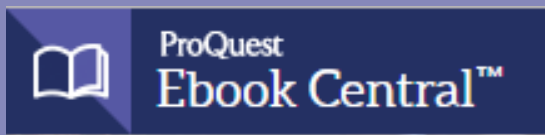
Yavapai Patron Checkouts from other RLA Systems: 3749



# STATISTICS: ONLINE USAGE



Books Opened	3312
Time Read (hours)	828.15
Avg Time per Book (min)	56.91
Avg Time per Session (min)	39.73
Avg Time per User (min)	33.82
Unique Users	475



Library	Total Titles Used	Total Unique Users	Total Book Downloads	Total Chapter Downloads	Top 5 Most Used Subjects
TOTAL	423	412	104	257	Religion, Fine Arts, Education, Religion - Fiction, Social Science



Logins	1352
Holds Placed	3746

(validateAccount/placeHold)

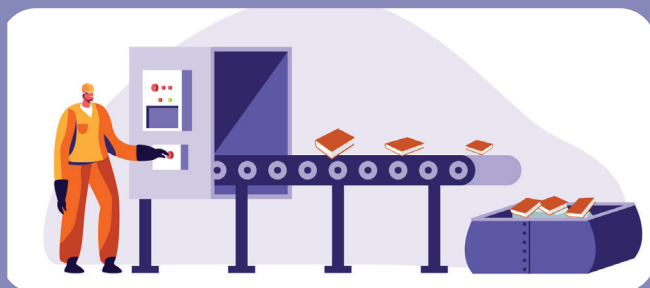
# STATISTICS: ONLINE USAGE



TOTAL SESSIONS	425
Mobile Sessions	290
Avg Learning Time (min)	14.12



Month	# Programs Happening	# of Users Visiting
January	396	1572



AMH Sorter [Ethel]	
Items/Month	63789



## SMS Notices

Hold Notice	5836
Manual Text	37
Overdue Notice	2483

Ash Fork Public Library	110
Bagdad Public Library	61
Black Canyon City Community Library	55
Beaver Creek Public/School Library	31
Clark Memorial Library	42
Congress Public Library	48
Cordes Lakes Public Library	72
Crown King Public Library	13
Cottonwood Public Library	949
Camp Verde Community Library	123
Chino Valley Public Library	174
Dewey-Humboldt Town Library	43
Embry-Riddle Aeronautical University Library	16
Jerome Public Library	6
Mayer Public Library	35
Paulden Public Library	60
Prescott Public Library	2737
Prescott Valley Public Library	1099
Sedona Public Library	363
Seligman Public Library	24
Spring Valley Library	5
SPL in the Village	74
Wilhoit Public Library	32
Yarnell Public Library	36
Yavapai College - Prescott	54
Yavapai College - Verde	14

# STATISTICS - PHONE NOTICES

Date	Sent	Opt-Out	Successful	Failed	Clicks	Opens
Hold Pickup						
1/4/2023	2	0	1	1	0	0
1/5/2023	64	0	61	3	0	0
1/6/2023	67	0	63	4	0	0
1/7/2023	83	0	81	2	0	0
1/8/2023	16	0	15	1	0	0
1/9/2023	14	0	14	0	0	0
1/10/2023	33	0	32	1	0	0
1/11/2023	79	0	74	5	0	0
1/12/2023	61	0	58	3	0	0
1/13/2023	59	0	55	4	0	0
1/14/2023	61	0	60	1	0	0
1/15/2023	12	0	12	0	0	0
1/16/2023	8	0	8	0	0	0
1/17/2023	1	0	1	0	0	0
1/18/2023	62	0	59	3	0	0
1/19/2023	90	0	86	3	0	0
1/20/2023	75	0	72	3	0	0
1/21/2023	39	0	39	0	0	0
1/22/2023	39	0	37	2	0	0
1/23/2023	14	0	14	0	0	0
1/24/2023	29	0	26	3	0	0
1/25/2023	73	0	66	7	0	0
1/26/2023	84	0	81	2	0	0
1/27/2023	53	0	51	2	0	0
1/28/2023	62	0	59	3	0	0
1/29/2023	14	0	13	1	0	0
1/30/2023	11	0	10	1	0	0
1/31/2023	42	0	41	1	0	0
<b>Total</b>	<b>1247</b>	<b>0</b>	<b>1189</b>	<b>56</b>	<b>0</b>	<b>0</b>
1st Overdue						
1/5/2023	17	0	16	1	0	0
1/6/2023	8	0	8	0	0	0
1/7/2023	7	0	7	0	0	0
1/8/2023	20	0	18	1	0	0
1/9/2023	6	0	5	1	0	0
1/10/2023	20	0	19	1	0	0



# STATISTICS - PHONE NOTICES

1/11/2023	11	0	10	1	0	0
1/12/2023	13	0	12	1	0	0
1/13/2023	17	0	15	1	0	0
1/14/2023	10	0	10	0	0	0
1/15/2023	7	0	6	1	0	0
1/17/2023	2	0	2	0	0	0
1/18/2023	33	0	29	4	0	0
1/19/2023	18	0	15	3	0	0
1/20/2023	12	0	11	1	0	0
1/21/2023	16	0	14	2	0	0
1/22/2023	7	0	7	0	0	0
1/23/2023	1	0	1	0	0	0
1/24/2023	10	0	10	0	0	0
1/25/2023	21	0	21	0	0	0
1/26/2023	11	0	11	0	0	0
1/27/2023	10	0	10	0	0	0
1/28/2023	11	0	10	1	0	0
1/29/2023	21	0	19	2	0	0
1/30/2023	4	0	4	0	0	0
1/31/2023	7	0	7	0	0	0
<b>Total</b>	<b>320</b>	<b>0</b>	<b>297</b>	<b>21</b>	<b>0</b>	<b>0</b>
<b>Final Overdue</b>						
1/5/2023	3	0	3	0	0	0
1/6/2023	3	0	3	0	0	0
1/7/2023	1	0	1	0	0	0
1/9/2023	4	0	4	0	0	0
1/10/2023	3	0	3	0	0	0
1/11/2023	1	0	1	0	0	0
1/12/2023	4	0	4	0	0	0
1/13/2023	2	0	2	0	0	0
1/14/2023	2	0	2	0	0	0
1/16/2023	1	0	1	0	0	0
1/17/2023	16	0	15	1	0	0
1/18/2023	1	0	1	0	0	0
1/19/2023	1	0	1	0	0	0
1/20/2023	1	0	1	0	0	0
1/21/2023	4	0	4	0	0	0
1/22/2023	1	0	1	0	0	0
1/23/2023	6	0	6	0	0	0
1/24/2023	3	0	3	0	0	0
1/25/2023	4	0	3	1	0	0
1/26/2023	3	0	2	1	0	0

# STATISTICS - PHONE NOTICES

1/27/2023	2	0	2	0	0	0
1/28/2023	4	0	4	0	0	0
1/31/2023	11	0	8	2	0	0
Total	81	0	75	5	0	0
Grand Total	1648	0	1561	82	0	0