

Yavapai
Library
Network
Monthly Report



February
2023

MANAGER'S LOWDOWN

No manager's report this month.



No member news this month.



PRIORITIES

Help Desk

A help desk request, or work order, is the submission of a problem that one encounters during the normal operation of a YLN service. Requests are generally submitted via e-mail to help@yln.info. If a request is submitted via telephone, then a YLN staff person will create the request for the submitter. Help desk requests will always be our highest priority because in some cases a member library employee cannot complete a work function until the issue is resolved.

Total requests submitted: 72

Total requests resolved: 66

Total unresolved requests opened this month: 6

Total requests still open: 14



STATISTICS: HOLDS

HOLDS - February 2023					
Hold Inactive Reason	CANCELLED	EXP_ONSHLF	EXPIRED	FILLED	Total
Pickup Library	Number of Holds	Number of Holds	Number of Holds	Number of Holds	Number of Holds
AJS	2	6		48	56
ASH	26	30	1	296	353
BAG	11	16	1	229	257
BCC	68	15		524	607
BEA	42	57		313	412
BMHS	1	2		5	8
BMMS				2	2
CJES	5	8			13
CLA	9	11		126	146
CON	17	10		216	243
COR	20	20	1	216	257
CRK	2			37	39
CSES	1			5	6
CTW	241	178	6	2,729	3,154
CVCL	73	64	1	1,071	1,209
CVHS				1	1
CVLAB	13			4	17
CVPL	132	65	1	1,110	1,308
CVUSD	9	22		2	33
DHL	28	12		136	176
ERU	8	13		88	109
GES	2			4	6
GMMS				5	5
HES	51	12		47	110
HMS		1			1
JER	3	5		48	56
LES				3	3
LTS		1			1
MAY	24	6	1	225	256
MUHS				5	5
MVES				3	3
PAUL	30	19	2	415	466
PCL		4		8	12
PCM				1	1
PHS	1	1	2	10	14
PMH	1				1
PPL	1,459	802	40	10,036	12,337
PVA2	222	72	2	1,495	1,791
PVPL	879	468	19	5,306	6,672

STATISTICS: HOLDS

Hold Inactive Reason	CANCELLED	EXP_ONSHLF	EXPIRED	FILLED	Total
Pickup Library	Number of Holds	Number of Holds	Number of Holds	Number of Holds	Number of Holds
SED	363	176	9	2,605	3,153
SEL	27	38	1	300	366
SPR	6	17		110	133
TCP	2			4	6
THS	1	4			5
VOC	159	86	4	1,271	1,520
WIL	4	11		180	195
YAR	24	20	1	480	525
YCFLD	15			18	33
YCP	27	15		143	185
YCP2				4	4
YCV	9	4	1	64	78
YCV2	1			19	20
YLN				6	6
Total	4,018	2,291	93	29,973	36,375

STATISTICS: TRANSITS

ITEMS TRANSITED - FEBRUARY 2023

Station Library	Total	AJS	ASH	BAG	BCC	BEA	BMHS	BMMS	CJES	CLA	CON	COR	CRK	CSES	CTW	CVCL	CVLAB
Total	22,819	61	300	195	490	365	8	2	14	128	194	215	34	5	2,163	1,015	12
AFSD	10														1	2	
AJS	51		2	1		1									6	2	
ASH	174				8	2				3	2				11	4	
BAG	360	1	7		4	12						3			34	11	
BCC	365		9	1		8				3	2	7	2		30	16	
BEA	208	2	2	2	2						5				17	11	
BMHS	40				1	2					1				2		
BMMS	19							3							3		
CJES	16		1		1						1				2		
CLA	203		2	2	6	2	1				6	1			14	4	
CON	141		3		2	4						7	1		8	8	
COR	215		5	2	3	4				2	3			1	17	8	
CRK	74		6		1	1				1	1	2			6	1	
CSES	10	1	1								1	1					1
CTW	2,559	4	29	23	70	29				11	13	26	1	1		135	
CVCL	682	1	5	5	9	10				8	4		2		73		
CVHS	46				4												3
CVLAB	23			2											4	1	
CVPL	1,139	2	9	13	22	11			1	9	11	5	2		114	46	2
CVUSD	108			3	5	1					1				9	6	5
DHL	185		2	2	5	2					4	3			11	6	
ERU	220				3	2					4	6			11	12	
GES	44					1				1					1	2	
GHMS	24							1	2	1					1	1	
GMMS	4																
HES	20	1		2		1									1		
HMS	22		2												5	1	
JER	211		1	1	3	2						3			17	17	
LES	44		1	3											5	5	
LTS	14			1											3		
LVES	18			1	1					1					1		
MAY	276		12	5	9	6			1		2	4			23	9	
MES	23					1					1				2	3	
MUHS	46														5	2	
MVES	30		1	2											1	6	
ORME	12				1		1										
PAUL	151		2		2	6				1	2	5			7	6	
PCL	195		1		1	6					1	2			31	4	
PHS	76				6	1				2					9	1	
PMH	17	1							4							2	
PPL	4,772	28	67	55	124	94	2	1	3	33	56	56	13		709	260	1
PVCV	1																
PVPL	2,821	13	41	20	74	44	3			20	28	32	3	2	316	153	2
SED	2,481	4	25	15	24	41	1			8	16	7	1	1	280	78	2
SEL	144		2	3		3					1	4			9	10	
SPR	237		4	4	8	4				1		1			8	8	
STX	97		5	9								1			2	3	
SUSD	10				1												
SVES	18					1											
TCP	7														1		
THS	22	1			1	2					1				2	1	
VOC	297				5	7				3	2	1			18	8	
WIL	155		2	8	1	1				2		4			12	5	
YAR	332		9	1	10	6				1	2	2	1		28	16	
YCFLD	2											1					
YCP	932		5	1	16	7				3	5	5	1		79	39	
YCV	2,414	2	37	8	57	40				14	18	26	7		214	98	
YLN	2																

February 2023

STATISTICS: TRANSITS

ITEMS TRANSITED - February 2023

Station Library																				
Item Library	CVPL	CVUSD	DHL	ERU	GES	GMMS	HES	HMS	JER	LES	LTS	LVES	MAY	MES	MUHS	MVES	PAUL	PCL	PHS	
Total	982	22	143	97	6	7	58	1	63	3	1	2	215	1	5	8	396	12	11	
AFSD																				
AJS	4																		1	
ASH	3		3						1		1		1				8			
BAG	10		3	2			4						4				15			
BCC	8		2	1					1				2		1		24			
BEA	5		3	1													9			
BMHS	2			1													2			
BMMS	1						1										3			
CJES																	1			
CLA	4		1										3				5			
CON	13			2			1						2				10			
COR	11		1	2			1		1				3				8			
CRK	3	1							2				1							
CSES		1					1													
CTW	159		20	4			6		3				13		2	1	26			
CVCL	26	3	2	4			5			1			6				10		1	
CVHS	6			2					2								1			
CVLAB							2													
CVPL		1	7	9			3		5				9				24	1	1	
CVUSD	6		2				1										2	1		
DHL	9												1				10			
ERU	14		4														1			
GES	4						1										1		1	
GHMS	1				1												1			
GMMS	1																			
HES	2																			
HMS	1																1			
JER	10		3	1									3				5	2		
LES	2	2	1		1		1													
LTS	1																			
LVES	3																			
MAY	11		5														13			
MES																	2			
MUHS	2								1				1				2			
MVES	2						3										1			
ORME			1																	
PAUL	2		2	2																
PCL	5			1					3											
PHS	3			1			1													
PMH					2		1					2				1			1	
PPL	293	4	35	26	1	4	6		19				65		1	4	58	2	3	
PVCV														1						
PVPL	124	4	17	5			9		8	1			41				49		3	
SED	75	1	8	12		1	3		5	1			9			2	15			
SEL	6		2										1				13			
SPR	8	1	1										4				15			
STX	1	2				2	3						4				1			
SUSD																				
SVES			1														1			
TCP																				
THS	1			1	1		1	1												
VOC	9		1	3			1		1				1				2			
WIL	2						1		1				3				16			
YAR	9		2	3			1						5				15			
YCFLD																				
YCP	26	2	6	5			1		4				11				7			
YCV	93		10	9					6				22				19	6		
YLN	1																			

STATISTICS: TRANSITS

ITEMS TRANSITED - FEBRUARY 2023

Station Library																
Item Library	PPL	PVA2	PVPL	SED	SEL	SPR	SUSD	TCP	THS	VOC	WIL	YAR	YC-FLD	YCP	YCV	YLN
Total	5,965	93	5,007	1,918	269	164	1	5	6	1,258	237	404	18	139	85	16
AFSD	3		4													
AJS	11	1	17	1					1	1		2				
ASH	43		45	8	6	9				5	1	6	3	1		
BAG	88	2	114	11	2	9				7	7	6	2	1	1	
BCC	96	2	75	29	8	10	1	1		13	8	2	2	1		
BEA	58		59	17	1	6				2		2	2	2		
BMHS	14	1	9	3						1				1		
BMMS	5		2	1												
CJES	5		3	1						1						
CLA	61		48	16	4	4				8	2	6	1		2	
CON	23		30	12	3					3	4	4				1
COR	53	1	55	19	3	2				4	2	1	1	1	1	
CRK	21	1	14	1	1	1				3	2	2	1	1		
CSES	1		2													
CTW	842	9	667	212	32	9		1	1	120	21	40	1	16	12	
CVCL	228		159	61	4	3				29	8	9		2	2	2
CVHS	11		13	3						1						
CVLAB	7	1	5						1							
CVPL	366	7	281	77	3	19		1		42	9	18		5	3	1
CVUSD	24	3	23	6	1					5		1	1	1		1
DHL	62		37	11	2	1				13	2	1		1		
ERU	69		51	26	2	1				8		4		1	1	
GES	16		12	1						2				1		
GHMS	6	3	6													
GMMS	2		1													
HES	3		6	4												
HMS	3	1	5	1	2											
JER	64		41	18	2	1				12	3	2				
LES	10	1	7	3					1	1						
LTS	3	1	2	1						2						
LVES	8		2							1						
MAY	60	1	52	18	7	7				13	6	9		1	1	
MES	7		4	1						1				1		
MUHS	16		11	4	1					1						
MVES	3		5	3	1							1				1
ORME	2		2	4							1					
PAUL	46		42	13	3					5	2	2	1			
PCL	66		29	29						10		3		1	2	
PHS	22		10	9		7				2		1			1	
PMH			2								1					
PPL		12	1,563	552	65	40			2	258	48	123		56	23	7
PVCV																
PVPL	1,262	27		260	23	9		1		118	33	47		21	8	
SED	795	7	532		30	6				424	16	18	1	7	7	3
SEL	31		34	5		5				6	4	5				
SPR	75		68	11	1					1	5	7		2		
STX	29		25	7		1					2					
SUSD	5		4													
SVES	11		3							1						
TCP	3		2	1												
THS	2	1	5	1												
VOC	65	3	50	111	2	1					1	1		1		
WIL	43	2	29	11	5	1				1		3	2			
YAR	96		76	23	3	2				9	10			2		
YCFLD												1				
YCP	355	3	179	99	3	5				28	7	9			21	
YCV	765	3	485	212	49	5		1		96	32	68		12		
YLN				1												

February 2023

STATISTICS: DISCARDED & ADDED

DISCARDS - FEBRUARY 2023	
Station Library	Library Use Transactions
AJS	8
ASH	1
BAG	3
BCC	89
BEA	16
BMHS	2
BMMS	1
CJES	13
CON	2
COR	2
CTW	613
CVCL	78
CVHS	161
CVLAB	3
CVPL	191
CVUSD	1,240
DEL	95
ERU	167
GES	2
HMS	23
JER	24
LES	32
MES	23
ORME	61
PAUL	1
PHS	108
PPL	1,611
PVPL	556
SED	500
SUSD	2
SVES	49
VOC	5
WIL	21
YAR	72
YCFLD	1
YCP	234
YCV	1,716
Total	7,726

ITEMS ADDED - FEBRUARY 2023	
Item Library	Total Copies
AFSD	7
ASH	29
BAG	5
BCC	69
BEA	165
BMHS	21
BMMS	19
CLA	30
CON	23
COR	36
CRK	7
CSES	37
CTW	264
CVCL	229
CVHS	3
CVLAB	54
CVPL	189
CVUSD	202
DEL	50
DHL	41
ERU	74
GHMS	20
GMMS	14
HES	34
HMS	19
JER	24
LES	47
LTS	50
LVES	138
MAY	35
MES	20
MUHS	23
MVES	27
PAUL	57
PCL	8
PHS	36
PPL	966
PVPL	655
SED	443
SEL	22
SPR	10
SUSD	201
SVES	233
THS	45
VOC	68
WIL	18
YAR	120
YCFLD	1
YCP	36
YCV	81
YLN	17
Grand Total	5022

TOTAL ITEMS - FEBRUARY 2023	
Item Library	Total Copies
AFSD	4,133
AJS	13,861
ASH	5,444
BAG	15,660
BCC	11,884
BEA	12,547
BMHS	30,071
BMMS	7,954
CJES	11,230
CLA	9,177
CON	6,375
COR	6,663
CRK	3,451
CSES	4,164
CTW	87,064
CVCL	30,031
CVHS	16,016
CVLAB	4,980
CVPL	52,324
CVUSD	27,485
DEL	11,174
DHL	5,755
ERU	27,952
GES	12,236
GHMS	9,839
GMMS	9,786
HES	8,716
HMS	20,521
JER	14,298
LAW	1,784
LES	12,981
LTS	13,465
LVES	8,030
MAY	10,436
MES	4,858
MUHS	5,291
MVES	9,739
ORME	8,973
PAUL	7,150
PCL	34,986
PHS	11,492
PMH	9,207
PPL	129,929
PVCV	4,632
PVPL	89,319
SED	64,562
SEL	6,975
SHM	8,054
SPR	5,321
STX	820
SUSD	7,067
SVES	7,422
TCP	1,243
THS	10,914
VOC	4,872
VVAC	3,076
WIL	5,436
YAR	9,910
YAV	4,120
YCC	2,156
YCFLD	60
YCP	59,688
YCV	45,527
YLN	15
Total	1,090,301

STATISTICS: USERS

NEW USERS - FEBRUARY 2023	
User Library	Number of Users
AFSD	3
AJS	5
ASH	11
BAG	10
BCC	16
BEA	8
BMHS	6
BMMS	2
CJES	4
CLA	7
CON	11
COR	7
CSES	2
CTW	185
CVCL	93
CVHS	5
CVPL	54
CVUSD	6
DEL	6
DHL	4
ERU	2
GES	5
GHMS	1
GMMS	1
HES	1
HMS	4
JER	1
LES	5
LTS	7
LVES	7
MAY	4
MES	6
MUHS	10
MVES	4
PAUL	14
PCL	23
PHS	4
PMH	5
PPL	280
PVPL	243
SED	103
SEL	2
SPR	7
SUSD	2
THS	2
VOC	31
WIL	3
YAR	18
YCP	20
YCV	11
Grand Total	1271

TOTAL USERS - FEBRUARY 2023	
User Library	Number of Users
AFSD	340
AJS	964
ASH	731
BAG	576
BCC	763
BEA	1,105
BMHS	2,369
BMMS	498
CJES	654
CLA	552
CON	579
COR	859
CRK	140
CSES	944
CTW	11,049
CVCL	4,618
CVHS	1,381
CVLAB	24
CVPL	5,113
CVUSD	2,178
DEL	493
DHL	501
ERU	5,845
GES	809
GHMS	671
GMMS	572
HES	521
HMS	588
JER	206
LES	605
LTS	1,221
LVES	623
MAY	724
MES	1,057
MUHS	1,823
MVES	550
ORME	101
PAUL	683
PCL	2,567
PHS	1,639
PMH	946
PPL	24,043
PVCV	1
PVPL	16,630
SED	8,238
SEL	599
SPR	504
SUSD	275
SVES	52
TCP	19
THS	722
VOC	1,456
WIL	198
YAR	491
YCFLD	13
YCP	1,163
YCV	728
YLN	11
Total	113,325

STATISTICS: BILLS

PATRON BILLS - February 2023			
Bill Library Code	# of Bills	Bill Amount	Bill Payment Amount
Total	500	\$3,041.59	\$3,027.79
BEA	2	\$34.00	\$34.00
CTW	28	\$45.00	\$45.00
CVCL	1	\$169.00	\$169.00
CVPL	8	\$228.30	\$219.50
GMMS	3	\$2.20	\$2.20
LTS	1	\$5.00	\$5.00
MES	1	\$10.00	\$10.00
MUHS	4	\$1.35	\$1.35
PAUL	2	\$22.00	\$22.00
PHS	1	\$3.00	\$3.00
PPL	413	\$2,014.15	\$2,014.15
PVPL	20	\$352.64	\$352.64
SED	14	\$138.95	\$133.95
SEL	1	\$10.00	\$10.00
YCP	1	\$6.00	\$6.00
YCV	2	\$17.19	\$14.69
YLN	2	\$20.00	\$20.00



STATISTICS: CIRCULATION

CIRCULATION - FEBRUARY 2023

Station Library	Client Types	Charge Item Part B	Renew Item	Grand Total
AFSD	WorkFlows	67	1	68
AFSD Total		67	1	68
AJS	WorkFlows	1042	79	1121
	Aspen		21	21
AJS Total		1042	100	1142
ASH	None	18		18
	SIP	768	3	771
	WorkFlows	58	199	257
	Aspen		10	10
ASH Total		844	212	1056
BAG	None	4		4
	SIP	479	4	483
	WorkFlows	105	375	480
BAG Total		588	379	967
BCC	None	12		12
	SIP	802	4	806
	WorkFlows	294	279	573
	Aspen		24	24
BCC Total		1108	307	1415
BEA	None	15		15
	WorkFlows	1372	529	1901
	Aspen		113	113
BEA Total		1387	642	2029
BMHS	WorkFlows	160	151	311
BMHS Total		160	151	311
BMMS	None	1		1
	WorkFlows	242	52	294
	Aspen		3	3
BMMS Total		243	55	298
CJES	None	3		3
	WorkFlows	945	55	1000
CJES Total		948	55	1003
CLA	None	6		6
	SIP	176		176
	WorkFlows	78	106	184
CLA Total		260	106	366
CON	None	14		14
	SIP	464	4	468
	WorkFlows	136	194	330
	Aspen		12	12
CON Total		614	210	824
COR	None	4		4
	SIP	257	3	260
	WorkFlows	348	296	644
	Aspen		19	19
COR Total		609	318	927
CRK	None	67		67
	WorkFlows	92	70	162
CRK Total		159	70	229
CSES	WorkFlows	229		229
CSES Total		229		229
CTW	None	49		49
	SIP	8758	375	9133
	WorkFlows	492	3736	4228
	Aspen		474	474
CTW Total		9299	4585	13884

CVCL	None	32		32
	SIP	2537	24	2561
	WorkFlows	1445	1343	2788
	Aspen		112	112
CVCL Total		4014	1479	5493
CVHS	WorkFlows	35	21	56
CVHS Total		35	21	56
CVLAB	WorkFlows	887	14	901
CVLAB Total		887	14	901
CVPL	None	45		45
	SIP	1508	7	1515
	WorkFlows	3012	2280	5292
	Aspen		135	135
CVPL Total		4565	2422	6987
CVUSD	None	4		4
	SIP	51	2	53
	WorkFlows	199	136	335
	Aspen		2	2
CVUSD Total		254	140	394
DEL	WorkFlows	309	31	340
DEL Total		309	31	340
DHL	None	5		5
	SIP	290	13	303
	WorkFlows	1	143	144
	Aspen		6	6
DHL Total		296	162	458
ERU	None	2		2
	SIP	100	12	112
	WorkFlows	1617	110	1727
	Aspen		24	24
ERU Total		1719	146	1865
GES	WorkFlows	1514	144	1658
GES Total		1514	144	1658
GHMS	WorkFlows	12		12
GHMS Total		12		12
GMMS	WorkFlows	161	53	214
GMMS Total		161	53	214
HES	WorkFlows	608	113	721
HES Total		608	113	721
HMS	None	1		1
	WorkFlows	160	22	182
HMS Total		161	22	183
JER	None	2		2
	WorkFlows	186	82	268
	Aspen		33	33
JER Total		188	115	303
LES	WorkFlows	1115	963	2078
LES Total		1115	963	2078
LTS	WorkFlows	886	95	981
LTS Total		886	95	981
LVES	WorkFlows	865	90	955
LVES Total		865	90	955
MAY	None	1		1
	SIP	483		483
	WorkFlows	161	215	376
MAY Total		645	215	860
MES	WorkFlows	808	95	903
MES Total		808	95	903
MUHS	WorkFlows	113	22	135
MUHS Total		113	22	135
MVES	WorkFlows	874	174	1048

STATISTICS: CIRCULATION

MVES Total		874	174	1048
PAUL	None	5		5
	WorkFlows	832	391	1223
	Aspen		1	1
PAUL Total		837	392	1229
PCL	WorkFlows	61	40	101
PCL Total		61	40	101
PHS	WorkFlows	31	6	37
PHS Total		31	6	37
PMH	WorkFlows	26	32	58
PMH Total		26	32	58
PPL	None	1414		1414
	SIP	21599	729	22328
	WorkFlows	10647	11365	22012
	Aspen		2479	2479
PPL Total		33660	14573	48233
PVA2	None	66		66
	WorkFlows		5	5
PVA2 Total		66	5	71
PVPL	None	718		718
	SIP	19039	648	19687
	WorkFlows	288	8357	8645
	Aspen		1343	1343
PVPL Total		20045	10348	30393
SED	None	165		165
	SIP	7256	99	7355
	WorkFlows	633	3010	3643
	Aspen		717	717
SED Total		8054	3826	11880
SEL	None	7		7
	SIP	77	5	82
	WorkFlows	999	308	1307
	Aspen		5	5
SEL Total		1083	318	1401
SPR	SIP	21		21
	WorkFlows	277	106	383
SPR Total		298	106	404
SUSD	WorkFlows	35	40	75
SUSD Total		35	40	75
SVES	WorkFlows	42	9	51
SVES Total		42	9	51
TCP	WorkFlows	6		6
TCP Total		6		6
THS	WorkFlows	1183	29	1212
THS Total		1183	29	1212
VOC	None	70		70
	SIP	1838	3	1841
	WorkFlows	142	512	654
VOC Total		2050	515	2565
WIL	SIP	429	5	434
	WorkFlows		146	146
WIL Total		429	151	580
YAR	SIP	330	2	332
	WorkFlows	802	199	1001
	Aspen		5	5
YAR Total		1132	206	1338
YCFLD	WorkFlows	18	2	20
	Aspen		187	187
YCFLD Total		18	189	207
YCP	None	4		4
	SIP	480	55	535

	WorkFlows	56	273	329
	Aspen		26	26
YCP Total		540	354	894
YCV	None	1		1
	SIP	191	2	193
	WorkFlows	249	454	703
YCV Total		441	456	897
YLN	WorkFlows	15		15
	Aspen		263	263
YLN Total		15	263	278
Grand Total		107638	45565	153203

CIRCULATION USE ITEM - FEBRUARY 2023

Station Library	Use Item Transactions
CTW	356
CVCL	7
CVUSD	141
ERU	10
PCL	12
SED	155
SPR	262
VOC	13
YCP	89
YCV	237

STATISTICS: CHECKINS

CHECKINS - FEBRUARY 2023	
Station Library	Total Checkins
AFSD	57
AJS	1,097
ASH	868
BAG	587
BCC	1,112
BEA	1,452
BMHS	87
BMMS	231
CJES	909
CLA	293
CON	662
COR	707
CRK	213
CSES	334
CTW	9,800
CVCL	4,076
CVHS	336
CVLAB	1,007
CVPL	5,206
CVUSD	824
DEL	363
DHL	354
ERU	2,173
GES	1,500
GHMS	63
GMMS	190
HES	979
HMS	79
JER	190
LES	1,100
LTS	895
LVES	841
MAY	611
MES	1,458
MUHS	54
MVES	895
ORME	1
PAUL	951
PCL	61
PHS	51
PMH	23
PPL	33,946
PVA2	2
PVCV	1
PVPL	20,999
SED	8,141
SEL	1,155
SPR	337
STX	1
SUSD	54
SVES	41
TCP	6

THS	1,180
VOC	2,192
WIL	507
YAR	1,331
YCFLD	55
YCP	1,452
YCV	1,157
YLN	159
Total	115,406

STATISTICS: OPAC

Library	Total
Default	15,428
CTW	10,831
CVCL	5,755
CVPL	2,804
Elementary	3,076
ERU	5,259
High	346
JER	291
Middle	248
PCL	1036
PPL	42,969
PVPL	32,409
SED	18,553
YCFLD	7,799
YCP	13,116

STATISTICS: OVERDRIVE

USAGE TYPE: ALL DOCUMENTS			
USER ACTIVITY			
UNIQUE USERS: 5554			
CHECKOUTS		HOLDS	
Audiobook	9989	Audiobook	3545
eBook	12105	eBook	4174
Magazine	1658		

BRANCH	CHECKOUTS
YLN-Prescott	9462
YLN-Prescott Valley	4872
YLN-Cottonwood	2492
YLN-Sedona	2014
YLN-Chino Valley	885
YLN-Camp Verde	840
YLN-Sedona - Village of Oak Creek	604
YLN-Clark Memorial	202
YLN-Yavapai College	192
YLN-Congress	153
YLN-Mayer	140
YLN-Paulden	129
YLN-Dewey-Humboldt Town	124
YLN-Black Canyon City	119
YLN-Seligman	113
YLN-Embry-Riddle	101
YLN-Cordes Lakes	84
YLN-Yarnell	80
YLN-Bagdad	74
YLN-Yavapai Schools	68
YLN-Beaver Creek	58
YLN-Wilhoit	49
YLN-Ash Fork	36
YLN-Prescott College	27
YLN-Spring Valley	26
YLN-Jerome	13
YLN-Crown King	5


STATISTICS: OVERDRIVE RLA

CONSORTIUM	Total	audiobook	ebook	videos
Amphitheater Public Schools	9	1	8	0
Apache County Library District	37	29	8	0
Cochise County Library District	69	39	30	0
Flagstaff City-Coconino County Public Library	98	65	33	0
Gila County Library District	18	12	6	0
Little Libraries That Could	7	0	7	0
Navajo County Library District	20	10	10	0
Pima County Public Library	402	207	195	0
Southwest Valley Library Consortium	13	5	8	0
Tempe Public Library	85	35	50	0
Yavapai School Library Collection	90	14	76	0
Yuma County Library District	32	21	11	0
(blank)	133	70	63	0
Grand Total	1013	508	505	0

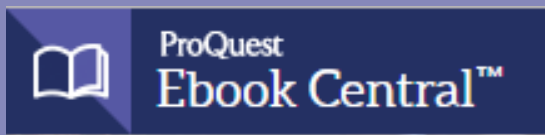
Yavapai Patron Checkouts from other RLA Systems: 3102



STATISTICS: ONLINE USAGE



Books Opened	3683
Time Read (hours)	750.22
Avg Time per Book (min)	48.88
Avg Time per Session (min)	36.68
Avg Time per User (min)	25.22
Unique Users	560



Library	Total Titles Used	Total Unique Users	Total Book Downloads	Total Chapter Downloads	Top 5 Most Used Subjects
TOTAL	686	611	123	223	Religion, Environmental Studies, Social Science, Literature, History



Logins	899
Holds Placed	5000

(validateAccount/placeHold)

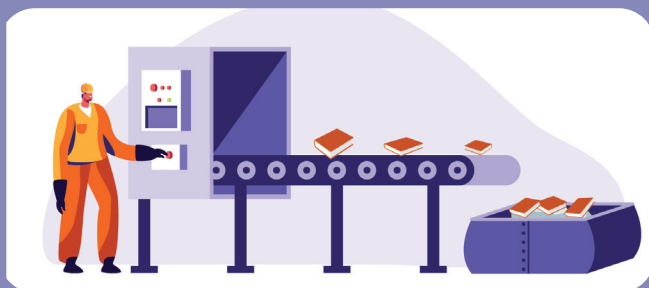
STATISTICS: ONLINE USAGE



TOTAL SESSIONS	307
Mobile Sessions	110
Avg Learning Time (min)	14.57



Month	# Programs Happening	# of Users Visiting
February	487	2072



AMH Sorter [Ethel]	
Items/Month	57218



SMS Notices

Hold Notice	5144
Manual Text	39
Overdue Notice	2773

Ash Fork Public Library	79
Bagdad Public Library	74
Black Canyon City Community Library	41
Beaver Creek Public/School Library	24
Clark Memorial Library	52
Congress Public Library	36
Cordes Lakes Public Library	69
Crown King Public Library	9
Cottonwood Public Library	849
Camp Verde Community Library	134
Chino Valley Public Library	153
Dewey-Humboldt Town Library	27
Embry-Riddle Aeronautical University Library	8
Jerome Public Library	4
Mayer Public Library	49
Paulden Public Library	46
Prescott College Library - Prescott	1
Prescott Public Library	2427
Prescott Valley Public Library	952
Sedona Public Library	316
Seligman Public Library	26
Spring Valley Library	6
SPL in the Village	56
Wilhoit Public Library	29
Yarnell Public Library	32
Yavapai College - Prescott	40
Yavapai College - Verde	18

STATISTICS - PHONE NOTICES

Date	Sent	Opt-Out	Successful	Failed	Clicks	Opens
1st Overdue						
2/1/2023	18	0	18	0	0	0
2/2/2023	13	0	12	1	0	0
2/3/2023	24	0	24	0	0	0
2/4/2023	4	0	4	0	0	0
2/5/2023	14	0	12	1	0	0
2/6/2023	1	0	1	0	0	0
2/7/2023	4	0	4	0	0	0
2/8/2023	19	0	15	4	0	0
2/9/2023	9	0	8	1	0	0
2/10/2023	13	0	12	1	0	0
2/11/2023	12	0	11	1	0	0
2/12/2023	13	0	13	0	0	0
2/13/2023	6	0	6	0	0	0
2/14/2023	14	0	13	1	0	0
2/15/2023	12	0	11	1	0	0
2/16/2023	14	0	13	1	0	0
2/17/2023	14	0	13	1	0	0
2/18/2023	14	0	13	1	0	0
2/19/2023	13	0	12	1	0	0
2/20/2023	7	0	7	0	0	0
2/21/2023	8	0	8	0	0	0
2/22/2023	27	0	23	4	0	0
2/23/2023	23	0	22	1	0	0
2/24/2023	14	0	14	0	0	0
2/25/2023	18	0	17	1	0	0
2/26/2023	8	0	8	0	0	0
2/27/2023	2	0	2	0	0	0
2/28/2023	5	0	5	0	0	0
Total	343	0	321	21	0	0
Final Overdue						
2/1/2023	3	0	2	1	0	0
2/2/2023	3	0	3	0	0	0
2/3/2023	3	0	3	0	0	0
2/4/2023	5	0	5	0	0	0
2/6/2023	4	0	4	0	0	0
2/7/2023	6	0	5	1	0	0



STATISTICS - PHONE NOTICES

2/8/2023	1	0	1	0 0	0
2/9/2023	1	0	1	0 0	0
2/11/2023	7	0	6	1 0	0
2/12/2023	1	0	1	0 0	0
2/13/2023	2	0	2	0 0	0
2/14/2023	7	0	7	0 0	0
2/15/2023	4	0	3	1 0	0
2/16/2023	4	0	4	0 0	0
2/17/2023	1	0	1	0 0	0
2/18/2023	8	0	7	1 0	0
2/20/2023	1	0	1	0 0	0
2/21/2023	8	0	6	2 0	0
2/22/2023	3	0	3	0 0	0
2/23/2023	3	0	3	0 0	0
2/24/2023	1	0	1	0 0	0
2/25/2023	7	0	7	0 0	0
2/26/2023	3	0	3	0 0	0
2/27/2023	1	0	1	0 0	0
2/28/2023	3	0	2	1 0	0
Total	90	0	82	8 0	0
Hold Pickup					
2/1/2023	77	0	71	6 0	0
2/2/2023	61	0	61	0 0	0
2/3/2023	60	0	54	5 0	0
2/4/2023	59	0	56	2 0	0
2/5/2023	12	0	11	1 0	0
2/6/2023	8	0	7	1 0	0
2/7/2023	47	0	45	2 0	0
2/8/2023	67	0	64	3 0	0
2/9/2023	72	0	67	4 0	0
2/10/2023	69	0	65	4 0	0
2/11/2023	44	0	44	0 0	0
2/12/2023	15	0	15	0 0	0
2/13/2023	14	0	13	1 0	0
2/14/2023	34	0	29	5 0	0
2/15/2023	67	0	63	4 0	0
2/16/2023	43	0	42	1 0	0
2/17/2023	95	0	91	3 0	0
2/18/2023	43	0	41	2 0	0
2/19/2023	16	0	15	0 0	0
2/20/2023	9	0	9	0 0	0
2/21/2023	1	0	1	0 0	0

STATISTICS - PHONE NOTICES

2/22/2023	55	0	53	2	0	0
2/23/2023	75	0	69	6	0	0
2/24/2023	62	0	59	3	0	0
2/25/2023	50	0	48	1	0	0
2/26/2023	23	0	21	2	0	0
2/27/2023	5	0	5	0	0	0
2/28/2023	38	0	36	2	0	0
Total	1221	0	1155	60	0	0
Grand Total	1654	0	1558	89	0	0