

Yavapai
Library
Network
Monthly Report



March
2023

MANAGER'S LOWDOWN

No manager's report this month.



MEMBER NEWS

Yavapai College Library - Prescott
April 14 at 6 pm



How are we shaped by the losses we've experienced? How does grief leave its imprint on us? How do the beliefs we have about who we are change us?

Please join authors Tara Ison, author of *At the Hour Between Dog and Wolf*, and Laraine Herring, author of *A Constellation of Ghosts: A Speculative Memoir with Ravens*, for a short reading from their latest books, along with a discussion about the impact of early father loss, how grief manifests and shapes a life, and how the stories we tell ourselves—fact or fiction—make all the difference.

There will be time for audience questions and a book signing.

Register to attend in person: www.yc.edu/literarysw



PRIORITIES

Help Desk

A help desk request, or work order, is the submission of a problem that one encounters during the normal operation of a YLN service. Requests are generally submitted via e-mail to help@yln.info. If a request is submitted via telephone, then a YLN staff person will create the request for the submitter. Help desk requests will always be our highest priority because in some cases a member library employee cannot complete a work function until the issue is resolved.

Total requests submitted: 66

Total requests resolved: 60

Total unresolved requests opened this month: 6

Total requests still open: 16



STATISTICS: HOLDS

HOLDS - March 2023					
Hold Inactive Reason	CANCELLED	EXP_ONSHLF	EXPIRED	FILLED	Total
Pickup Library	Number of Holds	Number of Holds	Number of Holds	Number of Holds	Number of Holds
AJS	5	2		38	45
ASH	15	25		325	365
BAG	14	26		169	209
BCC	54	9	1	539	603
BEA	104	31	1	344	480
BMHS	2	1		7	10
CJES	3	14			17
CLA	7	11		152	170
CON	48	10		310	368
COR	28	13	1	291	333
CRK	1	7		86	94
CSES				3	3
CTW	337	189	6	3,304	3,836
CVCL	98	72	4	1,173	1,347
CVLAB	4			1	5
CVPL	156	66	2	1,357	1,581
CVUSD		4	1	14	19
DEL	4			2	6
DHL	59	5		153	217
ERU	8	9		107	124
GES	4	3		4	11
GMMS	2	1		4	7
HES	33	12		14	59
HMS				1	1
JER	1	6	1	58	66
LES	9			24	33
LTS				4	4
MAY	24	8		268	300
MES		1		5	6
MUHS	5			7	12
MVES	1	2		1	4
PAUL	35	23	2	628	688
PCL	2	1		14	17
PCM	1			3	4
PHS				24	24
PMH	1				1
PPL	1,632	835	35	10,484	12,986
PVA2	207	84	2	1,661	1,954

STATISTICS: HOLDS

Hold Inactive Reason	CANCELLED	EXP_ONSHLF	EXPIRED	FILLED	Total
Pickup Library	Number of Holds	Number of Holds	Number of Holds	Number of Holds	Number of Holds
PVPL	676	479	7	5,788	6,950
SED	387	236	22	2,995	3,640
SEL	66	59	1	447	573
SPR	7	16		148	171
TCP	2			7	9
THS	1	18		1	20
VOC	195	93	10	1,512	1,810
WIL	8	13		216	237
YAR	26	6	1	464	497
YCFLD	12			20	32
YCP	25	15	1	132	173
YCP2				1	1
YCV	9	3	2	71	85
YCV2	2		2	9	13
YLN	1			7	8
Total	4,321	2,408	102	33,397	40,228

STATISTICS: TRANSITS

ITEMS TRANSITED - MARCH 2023																	
Station Library	Total	AJS	ASH	BAG	BCC	BEA	BMHS	CJES	CLA	CON	COR	CRK	CSES	CTW	CVCL	CVLAB	CVLAB
Total	25,679	42	306	190	489	395	9	27	158	300	258	82	3	2,554	1,134	11	12
AFSD	7								1						1		
AJS	50		1	1		1								9	4		
ASH	242				4	6				3	2			32	12		
BAG	341		4		3	7			1	1	3			33	8		
BCC	389		2	4		7			2	4	14	1		34	19		
BEA	232		2		1			1	3	2		2		18	8		
BMHS	40													2	3		
BMMS	21		1												2		
CJES	14														2		
CLA	271		7	4	6	9				11	1	1		20	9		
CON	163		8		7	3			1		4			11	3		
COR	288	1	6	3	8	6		2	1	4				22	17		
CRK	86				4	4			1	2	2			2	1		
CSES	12			1										2	1		
CTW	3,093	4	33	17	68	45	2		9	33	35	8			127		
CVCL	773	1	2	8	8	12		1	2	8	9	1		90			
CVHS	42						1							6			
CVLAB	26					1								2	2		
CVPL	1,396	2	8	12	18	12			6	12	5	1		173	51	2	2
CVUSD	144	2	4			1			1	1	1	1		13	5	7	5
DHL	228	1	5	7	5	5			1	3	2			9	8		
ERU	206		2	1	14	1			1	1	1			20	12		
GES	27		1	4				1						1	3		
GHMS	11						1	1							1		
GMMS	31				1									2	2		
HES	17					1								1			
HMS	20									1				2	1		
JER	246		3		3	1			1	2	2			27	6		
LES	49	2		5										3	3	1	
LTS	36		1	1						2				6	1		
LVES	11									1				1		1	
MAY	299		1		9	4			4	2	7			23	6		
MES	10							1				1			2		
MUHS	42					1	1							3			
MVES	18													1			
ORME	1																
PAUL	178	1	4	1	8			1		1	4			18	6		
PCL	274	2	1	1	3	2				1				32	9		
PHS	74		1		5		2							4	4		
PMH	12							2			1						
PPL	5,839	14	94	50	118	122	1	5	53	98	65	40	1	794	378		1
PVPL	3,330	6	37	30	78	58		1	22	52	46	13	1	373	148		
SED	2,949	4	27	23	33	38	1		17	18	17	3	1	349	96		2
SEL	259		8	2	5	5			1	5	2	1		20	9		2
SPR	260		5	1	6	2			1	3	6			22	16		
STX	151			1										2	25		
SUSD	18					2				1				1	2		
SVES	46							10						2			
TCP	2																
THS	26					1								1	3		
VOC	313			5	2	3		1	3	1				28	14		
WIL	187		6		2	1					4			17	6		
YAR	379		9	1	9	11			3	8	6	2		40	11		
YCFLD	6				4					2							
YCP	1,043	1	3	1	34	8			5	7	8			112	26		
YCV	1,447	1	20	6	23	15			18	10	11	7		171	61		
YLN	4																

STATISTICS: TRANSITS

ITEMS TRANSITED - March 2023

Station Library	CVPL	CVUSD	DEL	DHL	ERU	GES	GMMS	HES	HMS	JER	LES	LTS	LVES	MAY	MES	MUHS	MVES	PAUL	PCL	PHS
Total	1,222	24	1	154	116	7	5	38	1	64	19	4	3	261	7	7	4	599	13	24
AFSD																		1		
AJS	6							1			1							1		
ASH	4			2						1				2				14		
BAG	12	1		3				1						4	2			31		
BCC	12	2		1										3				20		1
BEA	14			2	2			1						3			1	12		
BMHS	1				1		1											4		
BMMS	4																	1		
CJES	2										1									
CLA	7	1		1	1					1				4				31		
CON	8			2										1				17		
COR	11	1						1						4				26		
CRK	1	1		1										4				7		
CSES	2																			
CTW	139	1	1	17	15		1	2		4	4			27	1	4	1	43		3
CVCL	43			9							2			9				10		
CVHS	1			1	1													2		
CVLAB	1	7				2														
CVPL		1		1	9		1	2		1	2			5				28		1
CVUSD	10			1		1		2												
DHL	6									1		1						10		
ERU	10			2						2						1				
GES								4												
GHMS					2															
GMMS	2				1															
HES	2					1												2		
HMS		1									2									
JER	9			1										1				6		
LES	6																			
LTS	2																	1		
LVES	4																			
MAY	5			5				1										21		
MES														1						
MUHS																		3	1	
MVES	3																			
ORME																				
PAUL	3									2				2						
PCL	6			1	4		1			2				1				5		
PHS	4			1				1						3				2		
PMH	1							1					3							
PPL	423			57	39	1	1	3		23	4	1		96	3	1	2	103	4	11
PVPL	202	3		26	12			9		8	1	1		38		2		52	4	2
SED	105	3		10	9			3	1	4				11				25		4
SEL	7			1	1	1								6				19		
SPR	10			1		1								4				22		
STX	3	1		1	2			2						6				2		
SUSD	2													1						
SVES	1																			
TCP																				
THS	3							1			2							2		1
VOC	9				2			2						2				3		
WIL	4	1		2	1									5				24		
YAR	14				1							1						23		
YCFLD																				
YCP	32				8					6				3				9	1	
YCV	66			5	5			1		9				15				17	3	1
YLN																				

STATISTICS: TRANSITS

ITEMS TRANSITED - MARCH 2023																
Station Library																
Item Library	PMH	PPL	PVA2	PVPL	SED	SEL	SPR	TCP	THS	VOC	WIL	YAR	YCFLD	YCP	YCV	YLN
Total	1	6,428	100	5,389	2,227	406	182	7	20	1,471	274	397	19	125	83	19
AFSD		1		3												
AJS		12		9					1			3				
ASH		53	2	47	15	6	8			7	11	10			1	
BAG		76	1	101	19	5	1			7	12	3	1	1		
BCC		102	3	76	26	15	5	1		13	16	5	1			
BEA		68		62	16	3	1			6	1	3				
BMHS		15	1	10	2											
BMMS		5		6	1					1						
CJES		6		1	2											
CLA		57	2	46	22	2	5			11	2	6	2		2	
CON		28	1	38	9	3	2			5	6	4	1		1	
COR		53	1	65	19	7	3			7	1	8	9		1	1
CRK		14		13	15		1			4	1	7	1			
CSES		4		2												
CTW		1,103	7	769	251	41	29	1	1	139	29	44		19	13	3
CVCL		244	5	167	65	7	5		1	43	9	10		2		
CVHS		12	1	7	7		1			2						
CVLAB		6		4						1						
CVPL		406	5	339	157	14	8	1	1	64	12	28		3	5	
CVUSD		58	1	23	6	1				5						
DHL		72		47	15	5	5			6	5	7		1		1
ERU		53	1	47	19	5	2			9		1			1	
GES		5		6							2					
GHMS		2		2		1			1							
GMMS	1	11		8	1			1		1						
HES		5		4	1											
HMS		5		3	4					1						
JER		70	1	58	27	2	4			10	4	3		1	4	
LES		12		11	3	1			2							
LTS		10		8	2		1			1						
LVES		2		2												
MAY		85	2	60	20	6	7			14	7	5	2	2		1
MES		2		2			1									
MUHS		13		13	3					3		1				
MVES		8		5						1						
ORME		1														
PAUL		53		39	14	4	1			9		6		1		
PCL		88		44	41	1	1			18	2	2		2	4	
PHS		16		16	8	2				3		2				
PMH				3	1											
PPL			15	1,768	695	117	38	1	9	337	70	114		48	15	7
PVPL		1,407	31		314	57	13	1	1	173	27	54		18	7	2
SED		966	7	626		36	22	1	3	429	12	22	1	10	10	2
SEL		65		72	10		6			4	2	6		1		
SPR		60	1	63	14	6				10		4		1	1	
STX		41		32	29		1			1	1	1				
SUSD		3	1	3	2											
SVES		23		9	1											
TCP				1	1											
THS		7	1	2	1	1										
VOC		68	2	45	113	3					3	1		2	1	
WIL		53	2	30	10	5	1			5		6		2		
YAR		100	1	79	15	6	6			15	15			2	1	
YCFLD																
YCP		385	2	185	109	21	2			46	6	5	1		16	1
YCV		413	3	307	122	23	2			59	18	25		9		1
YLN		1		1						1		1				

STATISTICS: DISCARDED & ADDED

DISCARDS - MARCH 2023	
Station Library	Library Use Transactions
AFSD	2
AJS	7
ASH	61
BAG	3
BCC	7
BEA	21
BMHS	1
CON	5
COR	1
CRK	8
CTW	655
CVCL	50
CVHS	186
CVLAB	1
CVPL	163
CVUSD	2,261
DEL	59
ERU	86
GES	14
GMMS	14
HES	5
HMS	24
JER	15
LES	4
LTS	5
MAY	3
MES	2
MUHS	1
MVES	1
ORME	2
PAUL	4
PPL	943
PVPL	345
SED	1,143
SEL	1
SVES	254
WIL	48
YAR	4
YCFLD	16
YCP	3
YCV	1,820
YLN	1
Total	8,249

ITEMS ADDED - MARCH 2023	
Item Library	Total Copies
AFSD	1
AJS	58
ASH	31
BAG	44
BCC	50
BEA	103
BMHS	35
BMMS	24
CJES	102
CLA	12
CON	32
COR	12
CRK	9
CSES	215
CTW	434
CVCL	289
CVHS	11
CVLAB	108
CVPL	141
CVUSD	167
DEL	18
DHL	2
ERU	37
GES	127
GHMS	46
HES	113
HMS	1
JER	10
LES	91
LTS	47
LVES	283
MAY	31
MES	161
MUHS	24
MVES	65
ORME	66
PAUL	7
PCL	5
PHS	30
PPL	997
PVPL	1085
SED	603
SEL	32
SPR	3
STX	1
SUSD	99
SVES	18
THS	76
VOC	74
WIL	14
YAR	33
YCP	43
YCV	15
YLN	18
Grand Total	6153

TOTAL ITEMS - MARCH 2023	
Item Library	Total Copies
AFSD	4,131
AJS	13,905
ASH	5,407
BAG	15,679
BCC	11,912
BEA	12,634
BMHS	29,941
BMMS	7,964
CJES	11,257
CLA	9,189
CON	6,403
COR	6,753
CRK	3,450
CSES	4,366
CTW	86,793
CVCL	30,134
CVHS	15,845
CVLAB	5,078
CVPL	52,250
CVUSD	25,392
DEL	11,180
DHL	5,774
ERU	27,884
GES	12,166
GHMS	9,878
GMMS	9,771
HES	8,815
HMS	20,523
JER	14,293
LAW	1,784
LES	13,061
LTS	13,415
LVES	8,304
MAY	10,448
MES	5,031
MUHS	5,313
MVES	9,803
ORME	9,031
PAUL	7,140
PCL	34,983
PHS	11,524
PMH	9,202
PPL	129,868
PVCV	4,629
PVPL	89,942
SED	63,954
SEL	6,998
SHM	8,054
SPR	5,329
STX	815
SUSD	7,164
SVES	7,189
TCP	1,242
THS	10,963
VOC	4,953
VVAC	3,076
WIL	5,414
YAR	9,931
YAV	4,120
YCC	2,156
YCFLD	59
YCP	59,706
YCV	43,696
YLN	28
Total	1,087,092

STATISTICS: USERS

NEW USERS - MARCH 2023

User Library	Number of Users
AFSD	1
AJS	11
ASH	10
BAG	11
BCC	11
BEA	13
BMHS	7
BMMS	2
CJES	3
CLA	7
CON	9
COR	14
CSES	4
CTW	170
CVCL	94
CVHS	6
CVPL	94
CVUSD	7
DEL	4
DHL	4
ERU	4
GES	3
GHMS	2
GMMS	3
HES	2
HMS	3
JER	2
LES	4
LTS	8
LVES	3
MAY	3
MES	1
MUHS	5
MVES	5
PAUL	17
PCL	21
PHS	2
PPL	366
PVPL	294
SED	106
SEL	12
SPR	5
SUSD	1
SVES	1
THS	4
VOC	35
WIL	3
YAR	10
YCP	8
YCV	2
Grand Total	1417

TOTAL USERS - MARCH 2023

User Library	Number of Users
AFSD	354
AJS	1,035
ASH	744
BAG	590
BCC	793
BEA	1,177
BMHS	2,979
BMMS	516
CJES	657
CLA	559
CON	590
COR	886
CRK	141
CSES	951
CTW	11,306
CVCL	4,734
CVHS	1,555
CVLAB	26
CVPL	5,243
CVUSD	2,485
DEL	510
DHL	511
ERU	6,115
GES	814
GHMS	676
GMMS	758
HES	530
HMS	607
JER	209
LAW	1
LES	706
LTS	1,238
LVES	627
MAY	733
MES	1,634
MUHS	1,922
MVES	556
ORME	595
PAUL	704
PCL	4,088
PHS	2,274
PMH	1,044
PPL	24,561
PVA2	1
PVCV	17
PVPL	17,044
SED	8,405
SEL	613
SHM	2
SPR	515
SUSD	272
SVES	68
TCP	26
THS	1,024
VOC	1,499
WIL	206
YAR	503
YAV	1
YCC	1
YCFLD	13
YCP	1,189

YCV	731
YLN	20
Total	120,884

STATISTICS: BILLS

PATRON BILLS - March 2023

Bill Library Code	# of Bills	Bill Amount	Bill Payment Amount
Total	415	\$2,476.30	\$2,490.70
AJS	1	\$6.00	\$6.00
CTW	28	\$37.00	\$37.00
CVCL	4	\$63.99	\$63.99
CVLAB	4	\$36.25	\$36.25
CVPL	16	\$35.90	\$33.30
CVUSD	3	\$24.00	\$24.00
DEL	4	\$29.00	\$29.00
ERU	7	\$13.00	\$13.00
GMMS	1	\$1.20	\$1.20
HES	3	\$28.95	\$28.95
MUHS	5	\$4.50	\$4.50
PAUL	2	\$60.00	\$60.00
PPL	298	\$1,680.64	\$1,680.64
PVPL	17	\$284.23	\$284.23
SED	17	\$114.45	\$131.45
SEL	1	\$6.00	\$6.00
VOC	1	\$2.00	\$2.00
YCP	3	\$49.19	\$49.19



STATISTICS: CIRCULATION

CIRCULATION - MARCH 2023

Station Library	Client Types	Charge Item Part B	Renew Item	Grand Total
AFSD	WorkFlows	112	4	116
AFSD Total		112	4	116
AJS	None	1		1
	WorkFlows	1233	125	1358
	Aspen		13	13
AJS Total		1234	138	1372
ASH	None	10		10
	SIP	813	3	816
	WorkFlows	66	238	304
	Aspen		15	15
ASH Total		889	256	1145
BAG	None	3		3
	SIP	513	1	514
	WorkFlows	171	482	653
	Aspen		10	10
BAG Total		687	493	1180
BCC	None	5		5
	SIP	819	2	821
	WorkFlows	267	355	622
	Aspen		12	12
BCC Total		1091	369	1460
BEA	None	20		20
	WorkFlows	1258	679	1937
	Aspen		13	13
BEA Total		1278	692	1970
BMHS	WorkFlows	408	138	546
	Aspen		26	26
BMHS Total		408	164	572
BMMS	WorkFlows	132	43	175
	Aspen		23	23
BMMS Total		132	66	198
CJES	WorkFlows	769	32	801
CJES Total		769	32	801
CLA	None	4		4
	SIP	165	4	169
	WorkFlows	137	86	223
CLA Total		306	90	396
CON	None	12		12
	SIP	659	2	661
	WorkFlows	125	185	310
	Aspen		14	14
CON Total		796	201	997
COR	None	1		1
	SIP	332	2	334
	WorkFlows	365	358	723
	Aspen		32	32
COR Total		698	392	1090
CRK	None	46		46
	WorkFlows	150	67	217
	Aspen		22	22
CRK Total		196	89	285
CSES	WorkFlows	363		363
CSES Total		363		363
CTW	None	29		29
	SIP	10290	380	10670
	WorkFlows	528	4285	4813

	Aspen		470	470
CTW Total		10847	5135	15982
CVCL	None	45		45
	SIP	2831	29	2860
	WorkFlows	1547	1723	3270
	Aspen		117	117
CVCL Total		4423	1869	6292
CVHS	WorkFlows	14	9	23
	Aspen		8	8
CVHS Total		14	17	31
CVLAB	WorkFlows	721	17	738
	Aspen		10	10
CVLAB Total		721	27	748
CVPL	None	39		39
	SIP	1469	2	1471
	WorkFlows	3486	2559	6045
	Aspen		122	122
CVPL Total		4994	2683	7677
CVUSD	None	1		1
	SIP	175	6	181
	WorkFlows	217	83	300
	Aspen		8	8
CVUSD Total		393	97	490
DEL	WorkFlows	1096	163	1259
DEL Total		1096	163	1259
DHL	None	1		1
	SIP	251		251
	WorkFlows	63	100	163
	Aspen		3	3
DHL Total		315	103	418
ERU	None	4		4
	SIP	89	12	101
	WorkFlows	1679	176	1855
	Aspen		28	28
ERU Total		1772	216	1988
GES	None	1		1
	WorkFlows	863	57	920
GES Total		864	57	921
GHMS	WorkFlows	13	1	14
GHMS Total		13	1	14
GMMS	WorkFlows	63	12	75
GMMS Total		63	12	75
HES	None	2		2
	WorkFlows	45	9	54
HES Total		47	9	56
HMS	WorkFlows	396	53	449
HMS Total		396	53	449
JER	WorkFlows	117	105	222
	Aspen		2	2
JER Total		117	107	224
LES	WorkFlows	1176	613	1789
LES Total		1176	613	1789
LTS	WorkFlows	686	35	721
LTS Total		686	35	721
LVES	WorkFlows	667	69	736
LVES Total		667	69	736
MAY	None	1		1
	SIP	577	9	586
	WorkFlows	162	257	419
	Aspen		19	19
MAY Total		740	285	1025

STATISTICS: CIRCULATION

MES	WorkFlows	839	105	944
MES Total		839	105	944
MUHS	WorkFlows	110	131	241
MUHS Total		110	131	241
MVES	WorkFlows	896	164	1060
MVES Total		896	164	1060
PAUL	WorkFlows	1158	442	1600
	Aspen		14	14
PAUL Total		1158	456	1614
PCL	WorkFlows	54	37	91
	Aspen		1	1
PCL Total		54	38	92
PHS	WorkFlows	48	6	54
PHS Total		48	6	54
PMH	WorkFlows	41	11	52
	Aspen		16	16
PMH Total		41	27	68
PPL	None	2048		2048
	SIP	23609	902	24511
	WorkFlows	10807	13790	24597
	Aspen		2968	2968
PPL Total		36464	17660	54124
PVA2	None	87		87
	WorkFlows	2	5	7
PVA2 Total		89	5	94
PVPL	None	757		757
	SIP	21453	702	22155
	WorkFlows	337	9561	9898
	Aspen		1587	1587
PVPL Total		22547	11850	34397
SED	None	195		195
	SIP	8104	56	8160
	WorkFlows	659	3607	4266
	Aspen		890	890
SED Total		8958	4553	13511
SEL	SIP	184		184
	WorkFlows	1228	394	1622
SEL Total		1412	394	1806
SPR	None	1		1
	SIP	59		59
	WorkFlows	235	84	319
SPR Total		295	84	379
SUSD	WorkFlows	6	38	44
SUSD Total		6	38	44
SVES	WorkFlows	35	7	42
SVES Total		35	7	42
TCP	WorkFlows	7	1	8
TCP Total		7	1	8
THS	WorkFlows	826	31	857
THS Total		826	31	857
VOC	None	64		64
	SIP	2179	12	2191
	WorkFlows	180	617	797
VOC Total		2423	629	3052
WIL	SIP	478	12	490
	WorkFlows	4	166	170
	Aspen		7	7
WIL Total		482	185	667
YAR	None	2		2
	SIP	523	2	525
	WorkFlows	473	291	764

	Aspen		3	3
YAR Total		998	296	1294
YCFLD	WorkFlows	19	1	20
	Aspen		390	390
YCFLD Total		19	391	410
YCP	None	13		13
	SIP	412	15	427
	WorkFlows	46	457	503
	Aspen		32	32
YCP Total		471	504	975
YCV	SIP	203	9	212
	WorkFlows	239	341	580
YCV Total		442	350	792
YLN	WorkFlows	24		24
	Aspen		365	365
YLN Total		24	365	389
Grand Total		116947	52807	169754

CIRCULATION USE ITEM - MARCH 2023

Station Library	Use Item Transactions
CTW	326
CVUSD	239
ERU	12
PCL	10
SED	261
SPR	232
VOC	5
YCP	134
YCV	35

STATISTICS: CHECKINS

CHECKINS - MARCH 2023	
Station Library	Total Checkins
AFSD	130
AJS	1,155
ASH	1,010
BAG	707
BCC	1,208
BEA	1,408
BMHS	333
BMMS	158
CJES	809
CLA	325
CON	825
COR	875
CRK	199
CSES	250
CTW	11,731
CVCL	4,700
CVHS	103
CVLAB	812
CVPL	5,527
CVUSD	1,052
DEL	1,040
DHL	372
ERU	1,829
GES	834
GHMS	249
GMMS	147
HES	495
HMS	185
JER	172
LES	1,201
LTS	724
LVES	705
MAY	768
MES	1,392
MUHS	79
MVES	823
ORME	15
PAUL	1,121
PCL	74
PHS	54
PMH	66
PPL	38,600
PVA2	2
PVPL	23,286
SED	9,544
SEL	1,508
SPR	382
STX	1
SUSD	9
SVES	30
TCP	7
THS	1,527

VOC	2,831
WIL	533
YAR	1,036
YCFLD	112
YCP	715
YCV	941
YLN	175
Total	126,901

STATISTICS: OPAC

Library	Total
Default	17,669
CTW	11,635
CVCL	5,949
CVPL	4,133
Elementary	4,666
ERU	3,995
High	1218
JER	204
Middle	494
PCL	713
PPL	46,957
PVPL	35,347
SED	20,690
YCFLD	7,308
YCP	8,437

STATISTICS: OVERDRIVE

USAGE TYPE: ALL DOCUMENTS			
USER ACTIVITY			
UNIQUE USERS: 5760			
CHECKOUTS		HOLDS	
Audiobook	11467	Audiobook	4009
eBook	13153	eBook	4604
Magazine	1934		

BRANCH	CHECKOUTS
YLN-Prescott	10775
YLN-Prescott Valley	5175
YLN-Cottonwood	2762
YLN-Sedona	2239
YLN-Chino Valley	1022
YLN-Camp Verde	866
YLN-Sedona - Village of Oak Creek	756
YLN-Yavapai College	256
YLN-Clark Memorial	203
YLN-Congress	183
YLN-Black Canyon City	145
YLN-Mayer	139
YLN-Dewey-Humboldt Town	127
YLN-Paulden	127
YLN-Yarnell	106
YLN-Seligman	104
YLN-Yavapai Schools	98
YLN-Bagdad	82
YLN-Embry-Riddle	81
YLN-Cordes Lakes	79
YLN-Beaver Creek	57
YLN-Ash Fork	40
YLN-Wilhoit	27
YLN-Jerome	19
YLN-Spring Valley	17
YLN-Prescott College	10
YLN-Crown King	4


STATISTICS: OVERDRIVE RLA

CONSORTIUM	Total	audiobook	ebook	videos
Amphitheater Public Schools	4	0	4	0
Apache County Library District	45	33	12	0
Cochise County Library District	106	67	39	0
Flagstaff City-Coconino County Public Library	133	73	60	0
Gila County Library District	15	10	5	0
Little Libraries That Could	7	2	5	0
Navajo County Library District	50	37	13	0
Pima County Public Library	517	278	239	0
Southwest Valley Library Consortium	41	28	13	0
Tempe Public Library	83	27	56	0
Yuma County Library District	54	33	21	0
(blank)	113	45	59	0
Grand Total	1168	633	526	0

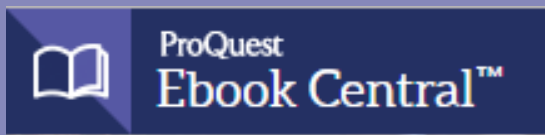
Yavapai Patron Checkouts from other RLA Systems: 3909



STATISTICS: ONLINE USAGE



Books Opened	5118
Time Read (hours)	943.17
Avg Time per Book (min)	68.64
Avg Time per Session (min)	56.71
Avg Time per User (min)	29.59
Unique Users	989



Library	Total Titles Used	Total Unique Users	Total Book Downloads	Total Chapter Downloads	Top 5 Most Used Subjects
TOTAL	710	490	90	194	Religion, Social Science, Environmental Studies, History, Literature




Logins	1099
Holds Placed	5623

(loginToLiDA/placeHold)

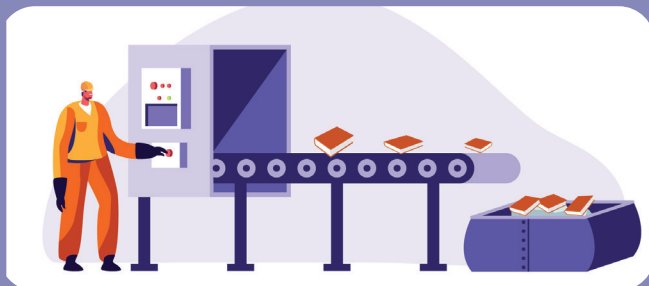
STATISTICS: ONLINE USAGE



TOTAL SESSIONS	412
Mobile Sessions	158
Avg Learning Time (min)	17.18



Month	# Programs Happening	# of Users Visiting
March	520	2100



AMH Sorter [Ethel]	
Items/Month	65539



SMS Notices

Hold Notice	5938
Manual Text	40
Overdue Notice	2677

Ash Fork Public Library	105
Bagdad Public Library	102
Black Canyon City Community Library	31
Beaver Creek Public/School Library	39
Clark Memorial Library	40
Congress Public Library	61
Cordes Lakes Public Library	75
Crown King Public Library	12
Cottonwood Public Library	989
Camp Verde Community Library	157
Chino Valley Public Library	178
Dewey-Humboldt Town Library	47
Embry-Riddle Aeronautical University Library	10
Jerome Public Library	8
Mayer Public Library	62
Paulden Public Library	91
Prescott Public Library	2579
Prescott Valley Public Library	1110
Sedona Public Library	421
Seligman Public Library	26
Spring Valley Library	8
SPL in the Village	90
Wilhoit Public Library	34
Yarnell Public Library	38
Yavapai College - Prescott	42
Yavapai College - Verde	4

STATISTICS - PHONE NOTICES

Date	Sent	Opt-Out	Successful	Failed	Clicks	Opens
1st Overdue						
3/1/2023	16	0	14	2	0	0
3/2/2023	21	0	21	0	0	0
3/3/2023	11	0	10	1	0	0
3/4/2023	10	0	10	0	0	0
3/5/2023	14	0	14	0	0	0
3/6/2023	2	0	1	0	0	0
3/7/2023	14	0	12	2	0	0
3/8/2023	13	0	13	0	0	0
3/9/2023	15	0	13	2	0	0
3/10/2023	13	0	12	1	0	0
3/11/2023	20	0	17	3	0	0
3/12/2023	17	0	16	1	0	0
3/13/2023	4	0	4	0	0	0
3/14/2023	5	0	5	0	0	0
3/15/2023	22	0	22	0	0	0
3/16/2023	12	0	11	1	0	0
3/17/2023	14	0	11	3	0	0
3/18/2023	17	0	17	0	0	0
3/19/2023	20	0	20	0	0	0
3/20/2023	1	0	1	0	0	0
3/21/2023	9	0	8	1	0	0
3/22/2023	29	0	27	2	0	0
3/23/2023	20	0	19	1	0	0
3/24/2023	14	0	12	2	0	0
3/25/2023	19	0	18	1	0	0
3/26/2023	17	0	16	1	0	0
3/27/2023	1	0	1	0	0	0
3/28/2023	7	0	7	0	0	0
3/29/2023	11	0	11	0	0	0
3/30/2023	20	0	20	0	0	0
3/31/2023	22	0	22	0	0	0
Total	430	0	405	24	0	0
Final Overdue						
3/1/2023	1	0	1	0	0	0
3/2/2023	4	0	4	0	0	0
3/3/2023	3	0	3	0	0	0



STATISTICS - PHONE NOTICES

3/4/2023	3	0	3	0 0	0
3/5/2023	3	0	3	0 0	0
3/6/2023	3	0	3	0 0	0
3/7/2023	8	0	7	1 0	0
3/8/2023	6	0	5	1 0	0
3/9/2023	4	0	4	0 0	0
3/10/2023	7	0	7	0 0	0
3/11/2023	1	0	1	0 0	0
3/13/2023	1	0	1	0 0	0
3/14/2023	5	0	4	1 0	0
3/15/2023	8	0	8	0 0	0
3/16/2023	3	0	3	0 0	0
3/18/2023	7	0	7	0 0	0
3/20/2023	6	0	5	1 0	0
3/21/2023	2	0	2	0 0	0
3/22/2023	7	0	6	1 0	0
3/23/2023	2	0	2	0 0	0
3/24/2023	8	0	5	3 0	0
3/25/2023	8	0	7	1 0	0
3/27/2023	1	0	1	0 0	0
3/28/2023	7	0	7	0 0	0
3/29/2023	2	0	2	0 0	0
3/30/2023	2	0	2	0 0	0
3/31/2023	5	0	4	1 0	0
Total	117	0	107	10 0	0
Hold Pickup					
3/1/2023	75	0	69	5 0	0
3/2/2023	59	0	58	1 0	0
3/3/2023	21	0	18	3 0	0
3/4/2023	62	0	60	2 0	0
3/5/2023	16	0	16	0 0	0
3/6/2023	8	0	8	0 0	0
3/7/2023	52	0	49	2 0	0
3/8/2023	94	0	86	6 0	0
3/9/2023	74	0	69	3 0	0
3/10/2023	74	0	71	3 0	0
3/11/2023	47	0	47	0 0	0
3/12/2023	11	0	11	0 0	0
3/13/2023	1	0	1	0 0	0
3/14/2023	40	0	39	1 0	0
3/15/2023	70	0	64	6 0	0
3/16/2023	72	0	69	3 0	0

STATISTICS - PHONE NOTICES

3/17/2023	55	0	54	1	0	0
3/18/2023	65	0	62	2	0	0
3/19/2023	14	0	13	1	0	0
3/20/2023	8	0	8	0	0	0
3/21/2023	38	0	33	4	0	0
3/22/2023	75	0	70	5	0	0
3/23/2023	74	0	69	3	0	0
3/24/2023	63	0	61	2	0	0
3/25/2023	63	0	59	4	0	0
3/26/2023	14	0	12	1	0	0
3/27/2023	7	0	7	0	0	0
3/28/2023	46	0	42	4	0	0
3/29/2023	68	0	61	7	0	0
3/30/2023	58	0	57	1	0	0
3/31/2023	56	0	55	0	0	0
Total	1480	0	1398	70	0	0
Grand Total	2027	0	1910	104	0	0