

Yavapai
Library
Network
Monthly Report



April
2023

MANAGER'S LOWDOWN

No manager's report this month.



MEMBER NEWS

Cottonwood Public Library

The first event of Cottonwood Public Library's new "Get Out" program gave us the opportunity to take eight teens to Serenity Solutions Equine Therapy arena. The teens were able to create art, (including painting the very patient horses!) lead their horses through obstacles in the arena, and learn some basic riding skills.

The equine therapy program works with the intention of connecting people mind, body, and spirit to some beautiful animals, in order to heal from trauma or just find peace, focus, and connection.

Special thanks to Melissa Franklin and her team at Serenity Solutions for partnering with us for a life-changing afternoon and to U of A and the ALA for awarding us the AZ Librarians Enhancing Resilient Rural Communities Grant to fund the program.

The next event is yoga and a nature hike in Sedona. 4 events remain, and anyone in our community 13-18 years old that could benefit from the program is encouraged to sign up. Stop by the library or call to find out more.



PRIORITIES

Help Desk

A help desk request, or work order, is the submission of a problem that one encounters during the normal operation of a YLN service. Requests are generally submitted via e-mail to help@yln.info. If a request is submitted via telephone, then a YLN staff person will create the request for the submitter. Help desk requests will always be our highest priority because in some cases a member library employee cannot complete a work function until the issue is resolved.

Total requests submitted: 69

Total requests resolved: 57

Total unresolved requests opened this month: 12

Total requests still open: 23



STATISTICS: HOLDS

HOLDS - April 2023					
Hold Inactive Reason	CANCELLED	EXP_ONSHLF	EXPIRED	FILLED	Total
Pickup Library	Number of Holds	Number of Holds	Number of Holds	Number of Holds	Number of Holds
AJS	3	7		33	43
ASH	19	20		311	350
BAG	10	31		119	160
BCC	51	22		468	541
BEA	107	41	1	276	425
BMHS	1			4	5
BMMS		1		1	2
CJES	3	11			14
CLA	15	7		144	166
CON	19	8		281	308
COR	24	12		247	283
CRK	1	1		35	37
CSES				2	2
CTW	220	209	9	2,563	3,001
CVCL	77	73	3	952	1,105
CVLAB	2				2
CVPL	118	97	3	1,105	1,323
CVUSD	2	2	3	11	18
DEL	3	7		18	28
DHL	39	15	2	126	182
ERU	9	4		138	151
GES				9	9
GMMS				12	12
HES	40	17		17	74
HMS	2	2		1	5
JER	6	1	1	62	70
LES				3	3
LTS				2	2
MAY	44	5	1	233	283
MES				1	1
MUHS		2		6	8
MVES				1	1
ORME				4	4
PAUL	40	21	3	516	580
PCL	1	1	1	13	16
PHS				18	18
PMH	1	1		2	4
PPL	1,357	933	58	9,139	11,487
PVA2	219	60	4	1,426	1,709
PVPL	518	433	26	4,773	5,750
SED	279	214	7	2,374	2,874

STATISTICS: HOLDS

Hold Inactive Reason	CANCELLED	EXP_ONSHLF	EXPIRED	FILLED	Total
Pickup Library	Number of Holds	Number of Holds	Number of Holds	Number of Holds	Number of Holds
SEL	29	37		291	357
SPR	14	9		225	248
TCP	2			1	3
THS	4			3	7
VOC	149	77	9	1,178	1,413
WIL	6	2		159	167
YAR	38	9	1	243	291
YCFLD	7			16	23
YCP	20	12	1	124	157
YCP2	1			1	2
YCV	7	3		81	91
YCV2	1			2	3
YLN	1			3	4
Total	3,509	2,407	133	27,773	33,822

STATISTICS: TRANSITS

ITEMS TRANSITED - APRIL 2023																	
Station Library	Total	AJS	ASH	BAG	BCC	BEA	BMHS	BMMS	CJES	CLA	CON	COR	CRK	CSES	CTW	CVCL	CVLAB
Total	24,376	43	294	128	428	335	4	2	13	139	247	241	31	2	2,001	928	4
AFSD	2	1													1		
AJS	30											2			5		
ASH	174			1	1	5				2	4	5	1		19	8	
BAG	305		12		5	2				1	5	1	1		24	5	
BCC	349		7	3		8		1		3	13	13			27	12	
BEA	204		1	1	6					2	4	3			11	10	
BMHS	12	1													1	1	
BMMS	11		1	2					1						1		
CJES	8																
CLA	179		4	1	5	5					1	3			11	6	
CON	144		3	2	3	4						5			9	6	
COR	258		4	6	5	3				1	9				17	24	
CRK	72				2						4	1			7	2	
CSES	11								1								
CTW	2,575	5	40	15	65	35	2		1	16	24	31	1			122	
CVCL	3,709	1	6	7	10	7				4	9	9			79		
CVHS	35														7		
CVLAB	21		1			1											
CVPL	969	1	12	3	24	13			1	10	15	9			91	39	
CVUSD	104	1			2	1									5	2	2
DHL	162	1	2		4	5			1		2	3			19	7	
ERU	186		2		2							1			13	2	
GES	35	1		1											3		
GHMS	5				1											1	
GMMS	15														1		
HES	18																
HMS	16								1						3		
JER	229		1							2	2	2			23	5	
LES	33					1						1			3		
LTS	14		1												1		
LVES	12																1
MAY	232		7	1	6	9					8	3			12	3	
MES	24			1	1	1				1					1	1	
MUHS	28								1						2		
MVES	23						1								5	1	
ORME	11			2							1						
PAUL	131		2		1	2				1		1			14	8	
PCL	233		1		1	7				3					21	3	
PHS	30				2										2	1	
PMH	8								1						1		
PPL	4,941	15	90	37	109	109				50	76	63	11		687	295	1
PVPL	2,855	12	39	18	83	42	1		3	15	28	33	9		288	125	
SED	2,522	2	21	16	28	26				12	11	18	3	1	297	91	1
SEL	193		6	2	1	4				1	1	8			17	13	
SPR	188		3		5	2				1	2	2			15	13	
STX	95		1									1			2	8	
SUSD	4								2								
SVES	17														1		
THS	28					2											1
VOC	319		2	1	5	4					3	1	2		34	11	
WIL	125	2		2	2	2					3	1			8	4	
YAR	332		7	3	11	6	1				7	8	2	1	31	7	
YCFLD	4											2					
YCP	1,007		6	1	19	14				7	8	7			79	36	
YCV	1,127		12	2	19	15				7	7	4	1		103	54	
YLN	2																

STATISTICS: TRANSITS

ITEMS TRANSITED - April 2023																				
Station Library																				
Item Library	CVPL	CVUSD	DEL	DHL	ERU	GES	GMMS	HES	HMS	JER	LES	LTS	LVES	MAY	MES	MUHS	MVES	ORME	PAUL	PCL
Total	1,075	14	25	134	141	9	13	33	2	67	2	2	1	197	1	8	1	4	479	13
AFSD																				
AJS	2																			
ASH	5			1										1					8	
BAG	17	1		2	2			3						3					19	
BCC	14		1	4	1					1				4					16	
BEA	9			2	1	1		1				1		2					13	
BMHS																				
BMMS	1																			
CJES	2																			
CLA	11				1									1		1	1		12	
CON	3													1					8	
COR	12			3	1									4				1	18	
CRK				1															4	
CSES	3																			
CTW	125	1	3	20	11	1	2			5				31					28	1
CVCL	37		1	5	3			1		1				3		2			7	
CVHS	3																			
CVLAB	2	2																		
CVPL		1	4	4	3			6	1	5				13		1			14	
CVUSD	9				1			1											1	
DHL	6						1							1					8	
ERU	8													1	1				2	
GES	2							1											1	
GHMS	1																			
GMMS	4																			
HES			2																	
HMS	1																			
JER	7			2										2					12	
LES	2																		1	
LTS	1																			
LVES	1																			
MAY	9		2	1		1													15	1
MES	3	1																	1	
MUHS	1			1	1														1	
MVES																				
ORME	1				1															
PAUL	2			1																
PCL	8				2					2									7	
PHS	2																		1	
PMH													1							
PPL	376	2	5	29	52	4	4	4		29				70		1		2	72	6
PVPL	176	3	2	26	23	1	2	5	1	4	1			27					52	3
SED	85	3	4	16	15		3	2		6				17					20	
SEL	8			2	1			2						3					19	
SPR	7		1	2				1						2					13	
STX	1				1			6												
SUSD																				
SVES																				
THS						1														
VOC	8				3		1				1			1				1	1	
WIL	3													2					24	
YAR	15			1						2				4					28	
YCFLD																			1	
YCP	47			7	8					5				1		1			28	2
YCV	35			4	10					7				3		2			24	
YLN																				

STATISTICS: TRANSITS

ITEMS TRANSITED - APRIL 2023																	
Station Library																	
Item Library	PHS	PMH	PPL	PVA2	PVPL	SED	SEL	SPR	TCP	THS	VOC	WIL	YAR	YC-FLD	YCP	YCV	YLN
Total	18	3	5,508	88	4,551	1,811	281	242	1	3	1,183	173	217	9	121	75	3,031
AFSD																	
AJS			11		6	3					1						
ASH			42		34	13		8			9	2	4	1			
BAG			74		91	18	1	9			3		4	1	1		
BCC	1		85	2	68	18	9	6			15	10	4		2	1	
BEA			54	2	54	10	3	7			4	1	1				
BMHS			5		2	2											
BMMS			2		3												
CJES			3		1		1										1
CLA			44		46	12	6	3			2	1	1		1		
CON			25		40	8	3	3			5	10	4		1	1	
COR			49	1	61	8	4	5			8	7	5		1	1	
CRK			16		16	8	1	4			3		2			1	
CSES			4		2	1											
CTW	2	1	929	9	627	192	35	19			107	14	28		17	8	2
CVCL			239	4	167	43	7	5			27	2	3		2	1	3,017
CVHS			10		7	3					3		2				
CVLAB			13		2												
CVPL			304	1	227	87	14	14			29	11	5		6	1	
CVUSD			44		27	5	1	2									
DHL			44		30	7	1	6			5	5	2		1	1	
ERU			74	1	38	15	8	5			7	1			2	3	
GES			14	1	5	1	1				4						
GHMS			2														
GMMS			4	1	2	1					1	1					
HES			8		3	4					1						
HMS			6		3	2											
JER			72		51	23		4			14	2	3			1	1
LES			11	1	11	2											
LTS			5	1	3	1					1						
LVES			3		7												
MAY			55	1	58	11	3	5			7	6	5			1	1
MES			10		1	2											
MUHS			11		9						1						
MVES			5	1	7	2					1						
ORME			3		1						2						
PAUL			34	1	32	12	5	4			4		2	3	2		
PCL			80		20	45	5	8			8	1			6	5	
PHS			11	1	4	4					1					1	
PMH			2		3												
PPL	6	1		19	1,566	576	72	46		1	283	36	69	1	44	15	7
PVPL	4	1	1,285	29		257	37	21	1		118	24	34		12	9	1
SED	3		829	5	500		17	23		1	394	11	21		12	8	
SEL			41	2	40	9		5			4	1	3				
SPR			38	1	53	13	5				4		2		2	1	
STX			21	1	20	25		2			3	2	1				
SUSD					1			1									
SVES			15		1												
THS			5		16	2					1						
VOC			72		47	111	2	2				2	2		1	1	
WIL			26		25	9	5				3			3	1		
YAR			87		60	17	6	3			9	10			3	2	1
YCFLD													1				
YCP	1		347	2	187	102	16	8			42	6	7				13
YCV	1		335	1	265	126	13	14		1	49	7	2		4		
YLN					1	1											

STATISTICS: DISCARDED & ADDED

DISCARDS - APRIL 2023	
Station Library	Library Use Transactions
AJS	52
ASH	68
BAG	6
BCC	57
BEA	8
BMHS	6
BMMS	1
CJES	3
CON	23
CSES	3
CTW	88
CVCL	367
CVHS	31
CVPL	9
CVUSD	1,164
DEL	77
DHL	1
ERU	185
GES	3
GHMS	64
HMS	84
JER	61
LES	135
LTS	1
MES	160
ORME	4
PAUL	44
PCL	1
PMH	7
PPL	1,170
PVPL	514
SED	797
STX	2
SVES	217
VOC	1
WIL	26
YAR	60
YCFLD	6
YCP	424
YCV	2,163
YLN	122
Total	8,215

ITEMS ADDED - APRIL 2023	
Item Library	Total Copies
AFSD	7
AJS	26
ASH	50
BAG	43
BCC	53
BEA	114
BMHS	3
BMMS	1
CJES	48
CLA	29
CON	37
COR	30
CRK	12
CSES	111
CTW	311
CVCL	262
CVHS	1
CVLAB	4
CVPL	109
CVUSD	49
DEL	3
DHL	35
ERU	95
GES	107
GHMS	2
GMMS	28
HES	64
HMS	12
JER	35
LES	16
LTS	76
LVES	20
MAY	36
MES	52
MUHS	5
MVES	29
PAUL	47
PCL	3
PHS	44
PMH	37
PPL	987
PVPL	1056
SED	447
SEL	29
SPR	27
SVES	128
THS	15
VOC	80
WIL	22
YAR	54
YCP	63
YCV	38
YLN	72
Grand Total	5064

TOTAL ITEMS - APRIL 2023	
Item Library	Total Copies
AFSD	4,139
AJS	13,878
ASH	5,376
BAG	15,702
BCC	11,894
BEA	12,758
BMHS	30,010
BMMS	7,956
CJES	11,305
CLA	9,216
CON	6,420
COR	6,784
CRK	3,462
CSES	4,434
CTW	86,985
CVCL	29,971
CVHS	15,821
CVLAB	5,069
CVPL	52,339
CVUSD	24,280
DEL	11,122
DHL	5,816
ERU	27,809
GES	12,330
GHMS	9,809
GMMS	9,733
HES	8,874
HMS	20,288
JER	14,258
LAW	1,784
LES	12,939
LTS	13,503
LVES	8,346
MAY	10,490
MES	4,908
MUHS	5,316
MVES	9,834
ORME	9,017
PAUL	7,124
PCL	34,954
PHS	11,571
PMH	9,230
PPL	129,741
PVCV	4,628
PVPL	90,472
SED	63,493
SEL	7,012
SHM	8,054
SPR	5,351
STX	807
SUSD	7,158
SVES	7,094
TCP	1,242
THS	10,987
VOC	5,038
VVAC	3,076
WIL	5,427
YAR	9,919
YAV	4,120
YCC	2,156
YCFLD	59
YCP	59,338
YCV	41,560
YLN	58
Total	1,083,644

STATISTICS: USERS

NEW USERS - APRIL 2023

User Library	Number of Users
AFSD	12
AJS	2
ASH	14
BAG	9
BCC	19
BEA	11
BMHS	1
BMMS	2
CJES	5
CLA	7
CON	13
COR	18
CRK	4
CSES	1
CTW	157
CVCL	66
CVHS	3
CVPL	58
CVUSD	6
DEL	2
DHL	10
ERU	4
GES	4
GHMS	4
HES	2
HMS	1
JER	1
LES	1
LTS	2
LVES	3
MAY	9
MES	6
MUHS	1
MVES	3
PAUL	12
PCL	2
PHS	3
PMH	9
PPL	313
PVPL	306
SED	95
SEL	5
SPR	1
SUSD	1
THS	4
VOC	18
WIL	2
YAR	12
YCFLD	1
YCP	11
YCV	1
Grand Total	1257

TOTAL USERS - APRIL 2023

User Library	Number of Users
AFSD	366
AJS	1,037
ASH	759
BAG	599
BCC	813
BEA	1,188
BMHS	2,980
BMMS	517
CJES	661
CLA	564
CON	602
COR	906
CRK	145
CSES	950
CTW	11,465
CVCL	4,799
CVHS	1,558
CVLAB	26
CVPL	5,295
CVUSD	2,491
DEL	512
DHL	521
ERU	6,117
GES	817
GHMS	680
GMMS	754
HES	532
HMS	608
JER	210
LAW	1
LES	708
LTS	1,240
LVES	633
MAY	740
MES	1,640
MUHS	1,922
MVES	559
ORME	595
PAUL	716
PCL	4,090
PHS	2,279
PMH	1,055
PPL	24,840
PVA2	1
PVCV	17
PVPL	17,325
SED	8,484
SEL	618
SHM	2
SPR	516
SUSD	273
SVES	68
TCP	26
THS	1,027
VOC	1,515
WIL	208
YAR	515
YAV	1
YCC	1
YCFLD	13

YCP	1,200
YCV	732
YLN	20
Total	122,052

STATISTICS: BILLS

PATRON BILLS - April 2023

Bill Library Code	# of Bills	Bill Amount	Bill Payment Amount
Total	240	\$7,101.39	\$7,084.55
BEA	1	\$6.00	\$6.00
CRK	1	\$0.00	\$0.00
CTW	24	\$100.00	\$100.00
CVCL	6	\$36.20	\$36.20
CVLAB	6	\$47.00	\$47.00
CVPL	25	\$61.19	\$55.30
CVUSD	4	\$43.00	\$43.00
DEL	1	\$5.00	\$5.00
ERU	12	\$5,018.95	\$5,018.95
LES	1	\$18.87	\$18.87
MUHS	19	\$16.50	\$16.50
PPL	100	\$1,166.89	\$1,153.89
PVPL	19	\$270.56	\$277.61
SED	13	\$182.99	\$182.99
VOC	4	\$81.00	\$76.00
YCP	4	\$47.24	\$47.24



STATISTICS: CIRCULATION

CIRCULATION - APRIL 2023

Station Library	Client Types	Charge Item Part B	Renew Item	Grand Total
AFSD	WorkFlows	82	4	86
	Aspen		3	3
AFSD Total		82	7	89
AJS	WorkFlows	1427	112	1539
	Aspen		2	2
AJS Total		1427	114	1541
ASH	None	2		2
	SIP	737	2	739
	WorkFlows	48	153	201
	Aspen		5	5
ASH Total		787	160	947
BAG	None	10		10
	SIP	286		286
	WorkFlows	111	475	586
	Aspen		6	6
BAG Total		407	481	888
BCC	None	11		11
	SIP	697	4	701
	WorkFlows	227	290	517
BCC Total		935	294	1229
BEA	None	58		58
	WorkFlows	1599	603	2202
	Aspen		1	1
BEA Total		1657	604	2261
BMHS	WorkFlows	275	96	371
	Aspen		3	3
BMHS Total		275	99	374
BMMS	WorkFlows	108	112	220
	Aspen		39	39
BMMS Total		108	151	259
CJES	None	3		3
	WorkFlows	909	32	941
	Aspen		1	1
CJES Total		912	33	945
CLA	None	1		1
	SIP	266	7	273
	WorkFlows	51	107	158
CLA Total		318	114	432
CON	None	9		9
	SIP	532		532
	WorkFlows	103	170	273
	Aspen		6	6
CON Total		644	176	820
COR	None	7		7
	SIP	285		285
	WorkFlows	362	286	648
	Aspen		18	18
COR Total		654	304	958
CRK	None	53		53
	WorkFlows	78	75	153
	Aspen		1	1
CRK Total		131	76	207
CSES	WorkFlows	271		271
CSES Total		271		271
CTW	None	67		67
	SIP	8638	308	8946

	WorkFlows	379	3996	4375
	Aspen		473	473
CTW Total		9084	4777	13861
CVCL	None	38		38
	SIP	2481	8	2489
	WorkFlows	1167	1535	2702
	Aspen		146	146
CVCL Total		3686	1689	5375
CVHS	WorkFlows	21	11	32
	Aspen		5	5
CVHS Total		21	16	37
CVLAB	None	1		1
	WorkFlows	950	16	966
	Aspen		5	5
CVLAB Total		951	21	972
CVPL	None	65		65
	SIP	1715	5	1720
	WorkFlows	2592	2145	4737
	Aspen		98	98
CVPL Total		4372	2248	6620
CVUSD	SIP	93	3	96
	WorkFlows	171	64	235
	Aspen		9	9
CVUSD Total		264	76	340
DEL	WorkFlows	1456	219	1675
DEL Total		1456	219	1675
DHL	None	7		7
	SIP	231		231
	WorkFlows	84	160	244
	Aspen		2	2
DHL Total		322	162	484
ERU	None	1		1
	SIP	98	23	121
	WorkFlows	2887	159	3046
	Aspen		14	14
ERU Total		2986	196	3182
GES	WorkFlows	1420	126	1546
GES Total		1420	126	1546
GHMS	WorkFlows	15		15
GHMS Total		15		15
GMMS	WorkFlows	78	9	87
GMMS Total		78	9	87
HES	WorkFlows	81	19	100
	Aspen		1	1
HES Total		81	20	101
HMS	WorkFlows	74	10	84
HMS Total		74	10	84
JER	WorkFlows	118	97	215
	Aspen		1	1
JER Total		118	98	216
LES	WorkFlows	1803	670	2473
LES Total		1803	670	2473
LTS	WorkFlows	891	121	1012
LTS Total		891	121	1012
LVES	WorkFlows	1008	85	1093
LVES Total		1008	85	1093
MAY	None	1		1
	SIP	481	2	483
	WorkFlows	192	263	455
MAY Total		674	265	939
MES	WorkFlows	907	157	1064

STATISTICS: CIRCULATION

MES Total		907	157	1064
MUHS	WorkFlows	26	99	125
MUHS Total		26	99	125
MVES	WorkFlows	1045	234	1279
MVES Total		1045	234	1279
ORME	WorkFlows	4		4
ORME Total		4		4
PAUL	WorkFlows	1026	493	1519
PAUL Total		1026	493	1519
PCL	WorkFlows	75	55	130
	Aspen		6	6
PCL Total		75	61	136
PHS	WorkFlows	38	5	43
PHS Total		38	5	43
PMH	WorkFlows	3	3	6
	Aspen		31	31
PMH Total		3	34	37
PPL	None	2219		2219
	SIP	19943	690	20633
	WorkFlows	9489	12742	22231
	Aspen		2284	2284
PPL Total		31651	15716	47367
PVA2	None	75		75
	WorkFlows	4		4
PVA2 Total		79		79
PVPL	None	1274		1274
	SIP	18120	626	18746
	WorkFlows	276	9275	9551
	Aspen		1246	1246
PVPL Total		19670	11147	30817
SED	None	150		150
	SIP	6636	66	6702
	WorkFlows	629	3068	3697
	Aspen		820	820
SED Total		7415	3954	11369
SEL	SIP	146	2	148
	WorkFlows	792	302	1094
SEL Total		938	304	1242
SPR	SIP	26		26
	WorkFlows	278	36	314
SPR Total		304	36	340
SUSD	WorkFlows		6	6
SUSD Total			6	6
SVES	WorkFlows	40	7	47
SVES Total		40	7	47
TCP	WorkFlows	1	2	3
TCP Total		1	2	3
THS	WorkFlows	681	42	723
THS Total		681	42	723
VOC	None	36		36
	SIP	1857	19	1876
	WorkFlows	202	505	707
VOC Total		2095	524	2619
WIL	SIP	398	5	403
	WorkFlows	41	180	221
	Aspen		1	1
WIL Total		439	186	625
YAR	SIP	267	1	268
	WorkFlows	486	246	732
	Aspen		1	1
YAR Total		753	248	1001

YCFLD	WorkFlows	11	3	14
	Aspen		206	206
YCFLD Total		11	209	220
YCP	None	6		6
	SIP	376	18	394
	WorkFlows	22	282	304
	Aspen		35	35
YCP Total		404	335	739
YCV	SIP	168	13	181
	WorkFlows	531	184	715
YCV Total		699	197	896
YLN	None	3018		3018
	WorkFlows	14	4	18
	Aspen		243	243
YLN Total		3032	247	3279
Grand Total		109248	47664	156912

CIRCULATION USE ITEM - APRIL 2023

Station Library	Use Item Transactions
CTW	406
CVUSD	227
ERU	40
HMS	1
PCL	4
SED	154
SPR	368
VOC	7
YCP	80
YCV	202

STATISTICS: CHECKINS

CHECKINS - APRIL 2023	
Station Library	Total Checkins
AFSD	131
AJS	1,462
ASH	733
BAG	525
BCC	915
BEA	1,753
BMHS	208
BMMS	121
CJES	842
CLA	318
CON	640
COR	724
CRK	171
CSES	280
CTW	11,401
CVCL	4,018
CVHS	44
CVLAB	1,058
CVPL	5,298
CVUSD	736
DEL	1,860
DHL	344
ERU	3,144
GES	1,434
GHMS	17
GMMS	74
HES	718
HMS	152
JER	110
LES	1,953
LTS	855
LVES	935
MAY	698
MES	973
MUHS	105
MVES	1,102
ORME	5
PAUL	1,161
PCL	74
PHS	103
PMH	14
PPL	34,123
PVA2	3
PVCV	1
PVPL	21,819
SED	8,136
SEL	1,073
SPR	302
STX	9
SUSD	12
SVES	44
TCP	1

THS	1,028
VOC	2,466
WIL	514
YAR	855
YCFLD	36
YCP	1,063
YCV	1,099
YLN	779
Total	120,572

STATISTICS: OPAC

Library	Total
Default	8,658
CTW	10,988
CVCL	4,186
CVPL	2,626
Elementary	5,239
ERU	3,466
High	919
JER	529
Middle	429
PCL	698
PPL	41,868
PVPL	32,248
SED	16,964
YCFLD	6,900
YCP	11,773

STATISTICS: OVERDRIVE

USAGE TYPE: ALL DOCUMENTS			
USER ACTIVITY			
UNIQUE USERS: 5615			
CHECKOUTS		HOLDS	
Audiobook	11096	Audiobook	3792
eBook	12477	eBook	4369
Magazine	1843		

BRANCH	CHECKOUTS
YLN-Prescott	10453
YLN-Prescott Valley	4753
YLN-Cottonwood	2561
YLN-Sedona	2292
YLN-Chino Valley	996
YLN-Camp Verde	860
YLN-Sedona - Village of Oak Creek	776
YLN-Yavapai College	189
YLN-Congress	153
YLN-Dewey-Humboldt Town	153
YLN-Clark Memorial	149
YLN-Black Canyon City	127
YLN-Mayer	122
YLN-Yavapai Schools	122
YLN-Paulden	118
YLN-Seligman	112
YLN-Yarnell	92
YLN-Embry-Riddle	81
YLN-Beaver Creek	63
YLN-Cordes Lakes	60
YLN-Bagdad	52
YLN-Wilhoit	52
YLN-Ash Fork	35
YLN-Jerome	24
YLN-Spring Valley	23
YLN-Prescott College	12
YLN-Crown King	10


STATISTICS: OVERDRIVE RLA

CONSORTIUM	Total	audiobook	ebook	videos
Amphitheater Public Schools	3	2	1	0
Apache County Library District	48	34	14	0
Cochise County Library District	127	97	30	0
Flagstaff City-Coconino County Public Library	98	73	25	0
Gila County Library District	22	16	6	0
Little Libraries That Could	7	1	6	0
Navajo County Library District	42	20	22	0
Pima County Public Library	489	259	230	0
Southwest Valley Library Consortium	35	24	11	0
Tempe Public Library	75	45	30	0
Yuma County Library District	30	14	16	0
(blank)	110	55	53	0
Grand Total	1086	640	444	0

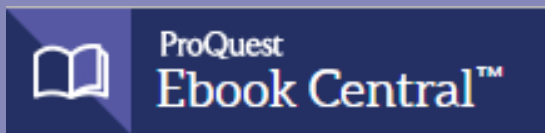
Yavapai Patron Checkouts from other RLA Systems: 3520



STATISTICS: ONLINE USAGE



Books Opened	4696
Time Read (hours)	965.35
Avg Time per Book (min)	55
Avg Time per Session (min)	36.33
Avg Time per User (min)	31.11
Unique Users	718



Library	Total Titles Used	Total Unique Users	Total Book Downloads	Total Chapter Downloads	Top 5 Most Used Subjects
TOTAL	626	438	78	237	Education, Social Science, Religion, Psychology, Literature




Logins	1309
Holds Placed	4820

(loginToLiDA/placeHold)

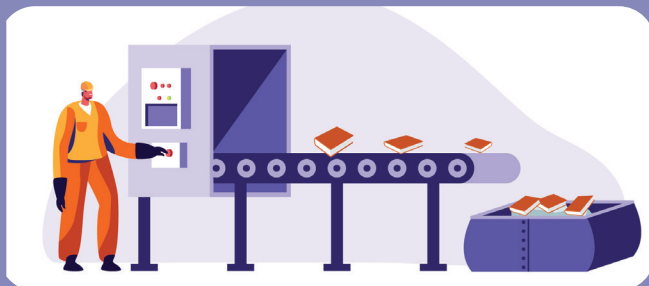
STATISTICS: ONLINE USAGE



TOTAL SESSIONS	382
Mobile Sessions	136
Avg Learning Time (min)	13.36



Month	# Programs Happening	# of Users Visiting
April	488	2100



AMH Sorter [Ethel]	
Items/Month	54959



SMS Notices

Hold Notice	4929
Manual Text	35
Overdue Notice	2695

Ash Fork Public Library	96
Bagdad Public Library	84
Black Canyon City Community Library	29
Beaver Creek Public/School Library	28
Clark Memorial Library	44
Congress Public Library	54
Cordes Lakes Public Library	86
Crown King Public Library	7
Cottonwood Public Library	788
Camp Verde Community Library	124
Chino Valley Public Library	130
Dewey-Humboldt Town Library	38
Embry-Riddle Aeronautical University Library	12
Jerome Public Library	6
Mayer Public Library	61
Paulden Public Library	77
Prescott College Library - Prescott	1
Prescott Public Library	2251
Prescott Valley Public Library	993
Sedona Public Library	314
Seligman Public Library	7
Spring Valley Library	6
SPL in the Village	70
Wilhoit Public Library	29
Yarnell Public Library	41
Yavapai College - Prescott	43
Yavapai College - Verde	6

STATISTICS - PHONE NOTICES

Date	Sent	Opt-Out	Successful	Failed	Clicks	Opens
1st Overdue						
4/1/2023	16	0	15	1	0	0
4/2/2023	8	0	8	0	0	0
4/3/2023	6	0	5	1	0	0
4/4/2023	5	0	5	0	0	0
4/5/2023	15	0	14	0	0	0
4/6/2023	21	0	21	0	0	0
4/7/2023	23	0	22	1	0	0
4/8/2023	17	0	16	1	0	0
4/9/2023	8	0	8	0	0	0
4/11/2023	20	0	17	3	0	0
4/12/2023	16	0	14	2	0	0
4/13/2023	14	0	14	0	0	0
4/14/2023	19	0	19	0	0	0
4/15/2023	24	0	24	0	0	0
4/16/2023	16	0	15	0	0	0
4/17/2023	6	0	6	0	0	0
4/18/2023	13	0	12	1	0	0
4/19/2023	12	0	12	0	0	0
4/20/2023	18	0	17	1	0	0
4/21/2023	15	0	13	2	0	0
4/22/2023	13	0	12	1	0	0
4/23/2023	13	0	13	0	0	0
4/24/2023	7	0	6	1	0	0
4/25/2023	13	0	11	2	0	0
4/26/2023	21	0	21	0	0	0
4/27/2023	19	0	18	1	0	0
4/28/2023	16	0	15	1	0	0
4/29/2023	24	0	24	0	0	0
4/30/2023	17	0	16	1	0	0
Total	435	0	413	20	0	0
Final Overdue						
4/1/2023	5	0	5	0	0	0
4/3/2023	5	0	5	0	0	0
4/4/2023	4	0	4	0	0	0
4/5/2023	4	0	4	0	0	0



STATISTICS - PHONE NOTICES

4/6/2023	3	0	3	0 0	0
4/7/2023	5	0	5	0 0	0
4/8/2023	1	0	1	0 0	0
4/10/2023	1	0	1	0 0	0
4/11/2023	4	0	4	0 0	0
4/12/2023	5	0	5	0 0	0
4/13/2023	6	0	6	0 0	0
4/14/2023	2	0	2	0 0	0
4/15/2023	1	0	1	0 0	0
4/16/2023	1	0	1	0 0	0
4/17/2023	2	0	2	0 0	0
4/18/2023	5	0	5	0 0	0
4/19/2023	4	0	4	0 0	0
4/20/2023	10	0	10	0 0	0
4/21/2023	6	0	6	0 0	0
4/22/2023	4	0	4	0 0	0
4/24/2023	6	0	6	0 0	0
4/25/2023	7	0	6	1 0	0
4/26/2023	4	0	4	0 0	0
4/27/2023	4	0	4	0 0	0
4/28/2023	8	0	8	0 0	0
4/29/2023	8	0	7	1 0	0
4/30/2023	1	0	1	0 0	0
Total	116	0	114	2 0	0
Hold Pickup					
4/1/2023	64	0	64	0 0	0
4/2/2023	5	0	4	1 0	0
4/3/2023	5	0	5	0 0	0
4/4/2023	44	0	40	2 0	0
4/5/2023	69	0	67	2 0	0
4/6/2023	60	0	59	1 0	0
4/7/2023	54	0	51	2 0	0
4/8/2023	65	0	60	4 0	0
4/9/2023	14	0	14	0 0	0
4/10/2023	4	0	4	0 0	0
4/11/2023	38	0	34	2 0	0
4/12/2023	67	0	61	6 0	0
4/13/2023	54	0	50	3 0	0
4/14/2023	59	0	58	1 0	0
4/15/2023	52	0	50	2 0	0
4/16/2023	9	0	9	0 0	0
4/17/2023	6	0	6	0 0	0

STATISTICS - PHONE NOTICES

4/18/2023	35	0	33	2	0	0
4/19/2023	68	0	67	1	0	0
4/20/2023	67	0	65	2	0	0
4/21/2023	44	0	40	4	0	0
4/22/2023	52	0	51	1	0	0
4/23/2023	9	0	9	0	0	0
4/24/2023	8	0	8	0	0	0
4/25/2023	38	0	34	4	0	0
4/26/2023	56	0	52	4	0	0
4/27/2023	71	0	66	4	0	0
4/28/2023	50	0	47	3	0	0
4/29/2023	57	0	50	7	0	0
4/30/2023	8	0	7	0	0	0
Total	1232	0	1165	58	0	0
Bill						
4/14/2023	1	0	0	1	0	0
Total	1	0	0	1	0	0
Grand Total	1784	0	1692	81	0	0