

Yavapai
Library
Network
Monthly Report



June
2023

All Together Now!

Over the last month, my Facebook feed has been full of posts about summer reading activities from the YLN libraries that I follow. I've enjoyed seeing what you have planned and have been sharing quite a few of them to my friends. Last week I discovered that one friend has been using these to learn about fun activities for her homeschooled kids, and has been taking them on field trips all around the county! Her family especially loves the activities that dive into local history and culture. We often don't know the impact of simple things like sharing each other's events on social media, so it was a good reminder. Let's all share away!

In June the Jewish Community Foundation of Greater Prescott donated \$25,000 to the school libraries in Yavapai County through the Bring on the Books program. Also in June, ERAU Phi Kappa Phi collected and donated 141 books. Bring on the Books (BOTB), the creation of the County School Librarian, Suzie Roth, puts brand new books into the hands of our school children. This program has been very successful since its inception in 2021. In its first year, BOTB brought in 520 books worth \$7,163. In 2022, there were 851 books worth \$13,284. Now, in just the first six months of 2023, 3026 books worth \$57,721 have been given to the schools in our county, and that doesn't even include these recent generous gifts!

In Integrated Library System news, the ILS Evaluation Committee has now seen demonstrations from all three vendors who submitted bids to our RFP. The Committee was joined by additional YLN colleagues who wanted to see the products and provide feedback. Our consultant is now in the process of collating the feedback, then the Committee will meet again to continue its mission of selecting the ILS that best meets our needs.

Thank you!

Karie

928-442-5723

karie.straube@yavapaiaz.gov

MEMBER NEWS

Cottonwood Public Library

ESL-Monday nights from 6-7:30 pm come to the Cottonwood Recreation Center for a free English as a Second Language course. Hosted by the Cottonwood Public library, this free course gives you an opportunity to work on your English skills.

Get Out-Teens ages 13-18 can sign up for an outdoor adventure! At least one event per month from April through August is being offered to local teens in an effort to get teens outside, increasing happiness and learning skills. Available events include, hiking, kayaking, equine therapy, yoga and camping. One event per person, 8 available spots per event, all free of charge!

Young at Heart- Come experience a Storytime for adults! Available the first Monday of the month 2:30-3 pm. This monthly program is geared toward adults experiencing developmental disabilities or any adult hoping to relive their youth. We sing welcome songs, read a story and do a related craft.



PRIORITIES

Help Desk

A help desk request, or work order, is the submission of a problem that one encounters during the normal operation of a YLN service. Requests are generally submitted via e-mail to help@yln.info. If a request is submitted via telephone, then a YLN staff person will create the request for the submitter. Help desk requests will always be our highest priority because in some cases a member library employee cannot complete a work function until the issue is resolved.

Total requests submitted: 153

Total requests resolved: 138

Total unresolved requests opened this month: 15

Total requests still open: 31



STATISTICS: HOLDS

HOLDS - June 2023					
Hold Inactive Reason	CANCELLED	EXP_ONSHLF	EXPIRED	FILLED	Total
Pickup Library	Number of Holds	Number of Holds	Number of Holds	Number of Holds	Number of Holds
AJS	1				1
ASH	22	25	4	416	467
BAG	6	29		139	174
BCC	45	15	1	500	561
BEA	59	21	1	372	453
CLA	3	5		133	141
CON	25	14		287	326
COR	38	12	1	443	494
CRK	3			64	67
CTW	281	169	10	2,731	3,191
CVCL	101	85	3	1,062	1,251
CVLAB	1				1
CVPL	123	79	2	1,260	1,464
CVUSD				5	5
DHL	19	11	7	219	256
ERU	32	10		90	132
GES	1				1
JER	3	4		36	43
MAY	44	13		270	327
ORME			2		2
PAUL	54	10	1	411	476
PCL	1	1		3	5
PHS	1				1
PPL	1,393	710	43	9,497	11,643
PVA2	259	57	32	1,374	1,722
PVPL	549	429	4	5,024	6,006
SED	330	163	11	2,694	3,198
SEL	50	16	1	400	467
SPR	5	1		172	178
TCP	1				1
VOC	179	73	8	1,258	1,518
WIL	3	7		162	172
YAR	13	10		390	413
YCFLD	3			16	19
YCP	26	26	2	113	167
YCP2				7	7
YCV	12	3		47	62
YCV2				3	3
YLN	2			21	23
Total	3,688	1,998	133	29,619	35,438

STATISTICS: HOLDS

Hold Inactive Reason	CANCELLED	EXP_ONSHLF	EXPIRED	FILLED	Total
Pickup Library	Number of Holds	Number of Holds	Number of Holds	Number of Holds	Number of Holds

Page intentionally left blank

STATISTICS: TRANSITS

ITEMS TRANSITED - JUNE 2023													
Station Library													
Item Library	Total	ASH	BAG	BCC	BEA	CLA	CON	COR	CRK	CTW	CVCL	CVPL	CVUSD
Total	21,997	380	168	407	393	131	262	443	44	2,176	1,007	1,113	9
ASH	236			2	1		6	1	2	8	8	10	
BAG	345	6		8	4	1	6	8		30	7	23	
BCC	372	13	3		6	1	9	16	1	30	10	16	
BEA	229		2	1		6		1	1	22	12	9	
BMHS	1											1	
CLA	193	3	1	4			4	7		18	3	9	1
CON	189	7	1	5	6			6	1	11	7	7	
COR	277	6	2	5	5	1	5		2	29	15	11	
CRK	83	1			2		2	1		4	9	6	
CTW	2,817	41	25	63	65	15	32	61	5		176	168	
CVCL	829	14	6	14	10	4	10	17		85		28	
CVHS	1												
CVLAB	4												4
CVPL	1,309	22	12	22	11	2	5	25	2	141	52		
DHL	159	4	4	3	3		1	3		10	5	15	
ERU	219	7	1	4	3		1	4		13	7	20	
JER	248	5	2	1	5	1	2	4		14	13	6	
MAY	304	12	1	3	9	3	8	13		24	13	10	
PAUL	150	4	2		3		2	3		17	4	3	
PCL	234	1	2	6	5	4		2		27	8	9	
PPL	5,437	113	55	122	112	46	79	120	11	828	330	415	2
PVPL	3,043	53	27	63	68	13	45	59	7	323	174	142	2
SED	2,848	23	12	31	51	20	20	43	8	318	85	108	
SEL	203	8		12	1		2	5	1	27	2	6	
SPR	247	9	2	7	2	1	6	4		17	5	14	
STX	105	1	1							10	4	9	
VOC	313	4	4	5	3	2		5		25	11	14	
WIL	152			6	4	1	3	5		13	1	7	
YAR	395	9	3	7	4	6	10	11	1	32	9	5	
YCFLD	11			1	1		1	2	1				
YCP	926	11		11	7	4	3	14	1	92	32	37	
YCV	117	3		1	2			3		8	5	5	
YLN	1												

STATISTICS: TRANSITS

ITEMS TRANSITED - JUNE 2023									
Station Library									
Item Library	DHL	ERU	JER	MAY	PAUL	PCL	PPL	PVA2	PVPL
Total	218	105	42	260	396	5	5,450	89	4,636
ASH	8			8	6		73		54
BAG	1	1		1	19		84	2	90
BCC	3	1		2	23		82		96
BEA	3	1		2	12		53	2	55
BMHS									
CLA	1		2	6	6		49		39
CON	4			4	4		39	1	44
COR	2	1		1	15		81	1	58
CRK		2			7		18		20
CTW	17	17	3	40	29		932	6	669
CVCL	7	1	1	10	12		285	1	182
CVHS									
CVLAB									
CVPL	9	4		24	29		407	4	330
DHL		1	1	1	9		42		37
ERU	2			1	1		74		48
JER	3			1	4		83		52
MAY	5				16	1	70	1	61
PAUL		1		1			43	2	35
PCL		3	3		2		74	1	34
PPL	75	40	19	64	73	2		18	1,618
PVPL	36	11	4	47	34	1	1,324	34	
SED	21	10	7	12	17		951	8	589
SEL	4			2	7		54	1	41
SPR	1			5	24		54		66
STX				10			27		28
VOC	2	3		1	2	1	66		48
WIL	2			5	9		42	1	31
YAR	4		1	8	17		100	3	97
YCFLD					4				
YCP	7	8	1	3	15		308	3	185
YCV	1			1			35		28
YLN									1

STATISTICS: TRANSITS

ITEMS TRANSITED - JUNE 2023										
Station Library										
Item Library	SED	SEL	SPR	VOC	WIL	YAR	YCFLD	YCP	YCV	YLN
Total	1,818	307	171	1,232	185	342	11	114	53	30
ASH	20	4	7	10	1	4	1	1	1	
BAG	21	5	10	8	5	4				1
BCC	31	4	6	13	3	1		1		1
BEA	13	7	4	14	2	4	1	1	1	
BMHS										
CLA	18	3	4	8	3	4				
CON	7	5	7	11	4	4	2	1	1	
COR	20	5	2	5	4	1				
CRK	3	1	1	1		2	1	2		
CTW	191	33	19	104	31	52		14	4	5
CVCL	67	11	8	39	5	9		1	2	
CVHS				1						
CVLAB										
CVPL	97	14	16	51	10	17		1	1	1
DHL	8	2	1	4	1	3	1			
ERU	13	5	4	9				2		
JER	26	4	4	11	4	1		1	1	
MAY	17	8	3	8	2	12	1	1	1	1
PAUL	16	3	3	4		1	1	2		
PCL	41	3	1	4				2	2	
PPL	615	92	18	338	55	105		46	19	7
PVPL	302	35	26	119	17	53		17	5	2
SED		43	4	396	23	33		11	3	1
SEL	16		6	4		4				
SPR	10	2		5	7	5		1		
STX	2			2						11
VOC	108	1	3		2	2		1		
WIL	12		4	4		1		1		
YAR	30	9	5	17	4		1	2		
YCFLD						1				
YCP	101	8	5	37	2	18	1		12	
YCV	13			5		1	1	5		
YLN										

STATISTICS: DISCARDED & ADDED

DISCARDS - JUNE 2023	
Station Library	Library Use Transactions
ASH	95
BAG	4
BCC	100
BEA	258
CON	17
CTW	572
CVCL	497
CVPL	17
CVUSD	4,099
DEL	455
DHL	2
ERU	531
JER	22
MAY	120
MES	19
PPL	932
PVPL	390
SED	1,619
SPR	90
SVES	465
VOC	2
WIL	63
YCFLD	5
YCP	702
YCV	743
YLN	769
Total	12,588

ITEMS ADDED - JUNE 2023	
Item Library	Total Copies
AFSD	46
AJS	1
ASH	17
BAG	20
BCC	4
BEA	558
BMMS	9
CJES	108
CLA	20
CON	2
COR	6
CRK	1
CSES	3
CTW	292
CVCL	321
CVHS	379
CVLAB	276
CVPL	272
CVUSD	793
DEL	316
DHL	8
ERU	8
GES	16
GMMS	19
HES	37
HMS	204
JER	14
LES	2
LTS	1
LVES	4
MAY	80
MES	53
MUHS	62
MVES	2
ORME	96
PAUL	2
PCL	21
PMH	2
PPL	269
PVPL	765
SED	423
SPR	81
STX	3
SUSD	4
THS	28
VOC	81
WIL	4
YAR	8
YCP	93
YCV	28
YLN	16
Grand Total	5878

TOTAL ITEMS - JUNE 2023	
Item Library	Total Copies
AFSD	4,200
AJS	13,866
ASH	5,302
BAG	15,772
BCC	11,843
BEA	13,010
BMMS	30,170
BMMS	8,014
CJES	11,470
CLA	9,244
CON	6,417
COR	6,759
CRK	3,471
CSES	4,525
CTW	86,472
CVCL	28,144
CVHS	16,309
CVLAB	3,972
CVPL	52,809
CVUSD	20,969
DEL	11,199
DHL	5,833
ERU	27,064
GES	12,445
GHMS	9,823
GMMS	9,877
HES	8,974
HMS	20,832
JER	14,266
LAW	1,784
LES	12,683
LTS	13,727
LVES	8,457
MAY	10,471
MES	4,969
MUHS	5,365
MVES	9,830
ORME	9,031
PAUL	7,150
PCL	34,359
PHS	11,556
PMH	9,224
PPL	128,466
PVCV	4,622
PVPL	90,607
SED	62,427
SEL	7,059
SHM	8,054
SPR	5,317
STX	819
SUSD	6,906
SVES	6,723
TCP	1,241
THS	11,167
VOC	4,870
VVAC	3,076
WIL	5,423
YAR	9,982
YAV	4,120
YCC	2,156
YCFLD	59
YCP	58,264
YCV	2,626
YLN	23
Total	1,035,664

STATISTICS: USERS

NEW USERS - JUNE 2023

User Library	Number of Users
ASH	26
BAG	17
BCC	18
BEA	7
BMHS	1
CLA	6
CON	10
COR	20
CRK	2
CTW	241
CVCL	98
CVPL	92
DHL	10
ERU	3
JER	2
LTS	1
MAY	9
PAUL	20
PCL	10
PPL	426
PVCV	1
PVPL	399
SED	93
SEL	12
SPR	5
VOC	19
WIL	2
YAR	9
YCFLD	1
YCP	15
YCV	1
Grand Total	1576

TOTAL USERS - JUNE 2023

User Library	Number of Users
AFSD	317
AJS	926
ASH	811
BAG	634
BCC	853
BEA	1,184
BMHS	2,422
BMMS	508
CJES	661
CLA	578
CON	616
COR	947
CRK	147
CSES	951
CTW	11,893
CVCL	4,974
CVHS	1,180
CVLAB	26
CVPL	5,478
CVUSD	2,088
DEL	513
DHL	535
ERU	5,805
GES	799
GHMS	679
GMMS	639
HES	533
HMS	586
JER	213
LAW	1
LES	601
LTS	1,230
LVES	635
MAY	757
MES	1,000
MUHS	1,336
MVES	563
ORME	294
PAUL	750
PCL	3,815
PHS	1,526
PMH	941
PPL	25,552
PVA2	1
PVCV	18
PVPL	18,038
SED	8,645
SEL	639
SHM	2
SPR	451
SUSD	257
SVES	56
TCP	17
THS	724
VOC	1,549
WIL	213
YAR	537
YAV	1
YCC	1
YCFLD	14

YCP	1,226
YCV	734
YLN	20
Total	119,640

STATISTICS: BILLS

PATRON BILLS - June 2023

Bill Library Code	# of Bills	Bill Amount	Bill Payment Amount
Total	165	\$1,971.13	\$2,050.23
CTW	26	\$141.00	\$141.00
CVCL	3	\$54.99	\$98.99
CVPL	21	\$77.16	\$74.26
ERU	3	\$223.95	\$223.95
PAUL	1	\$9.99	\$9.99
PPL	61	\$782.63	\$782.63
PVPL	29	\$490.92	\$490.92
SED	13	\$143.85	\$181.85
SEL	1	\$20.00	\$20.00
VOC	7	\$26.64	\$26.64



STATISTICS: CIRCULATION

CIRCULATION - JUNE 2023

Station Library	Client Types	Charge Item Part B	Renew Item	Grand Total
AFSD	Aspen		3	3
AFSD Total			3	3
ASH	None	13		13
	SIP	1057	3	1060
	WorkFlows	97	257	354
	Aspen		16	16
ASH Total		1167	276	1443
BAG	None	8		8
	SIP	512		512
	WorkFlows	160	387	547
BAG Total		680	387	1067
BCC	None	10		10
	SIP	683	10	693
	WorkFlows	195	314	509
BCC Total		888	324	1212
BEA	None	38		38
	SIP	31	2	33
	WorkFlows	574	393	967
	Aspen		1	1
BEA Total		643	396	1039
BMHS	Aspen		2	2
BMHS Total			2	2
BMMS	Aspen		4	4
BMMS Total			4	4
CLA	None	1		1
	SIP	243	3	246
	WorkFlows	42	94	136
CLA Total		286	97	383
CON	None	25		25
	SIP	584	7	591
	WorkFlows	71	95	166
	Aspen		4	4
CON Total		680	106	786
COR	None	4		4
	SIP	653		653
	WorkFlows	603	246	849
	Aspen		24	24
COR Total		1260	270	1530
CRK	WorkFlows	131	46	177
	Aspen		1	1
CRK Total		131	47	178
CTW	None	80		80
	SIP	10721	385	11106
	WorkFlows	202	3769	3971
	Aspen		460	460
CTW Total		11003	4614	15617
CVCL	None	32		32
	SIP	2662	22	2684
	WorkFlows	1392	1481	2873
	Aspen		116	116
CVCL Total		4086	1619	5705
CVHS	WorkFlows	1		1
	Aspen		29	29
CVHS Total		1	29	30
CVPL	None	62		62
	SIP	1992	12	2004

	WorkFlows	3155	2178	5333
	Aspen		170	170
CVPL Total		5209	2360	7569
CVUSD	SIP	8		8
	WorkFlows	10	4	14
CVUSD Total		18	4	22
DEL	WorkFlows	1		1
DEL Total		1		1
DHL	SIP	28	1	29
	WorkFlows	426	140	566
	Aspen		4	4
DHL Total		454	145	599
ERU	None	1		1
	SIP	87	26	113
	WorkFlows	426	109	535
	Aspen		7	7
ERU Total		514	142	656
HES	WorkFlows	1		1
HES Total		1		1
JER	WorkFlows	87	112	199
	Aspen		1	1
JER Total		87	113	200
LES	WorkFlows		1	1
LES Total			1	1
MAY	SIP	649	3	652
	WorkFlows	253	248	501
MAY Total		902	251	1153
MES	WorkFlows	3	2	5
MES Total		3	2	5
PAUL	None	1		1
	SIP	16		16
	WorkFlows	792	522	1314
PAUL Total		809	522	1331
PCL	WorkFlows	10	16	26
PCL Total		10	16	26
PMH	Aspen		9	9
PMH Total			9	9
PPL	None	1809		1809
	SIP	24325	1080	25405
	WorkFlows	10995	12551	23546
	Aspen		2267	2267
PPL Total		37129	15898	53027
PVA2	None	85		85
	WorkFlows	2	1	3
PVA2 Total		87	1	88
PVPL	None	904		904
	SIP	21848	668	22516
	WorkFlows	308	8692	9000
	Aspen		1002	1002
PVPL Total		23060	10362	33422
SED	None	147		147
	SIP	6953	84	7037
	WorkFlows	698	2749	3447
	Aspen		687	687
SED Total		7798	3520	11318
SEL	None	11		11
	WorkFlows	1183	298	1481
SEL Total		1194	298	1492
SPR	SIP	33		33
	WorkFlows	233	84	317
SPR Total		266	84	350

STATISTICS: CIRCULATION

SUSD	WorkFlows		1	1
SUSD Total			1	1
VOC	None	52		52
	SIP	1944	4	1948
	WorkFlows	188	467	655
VOC Total		2184	471	2655
WIL	None	2		2
	SIP	368	11	379
	WorkFlows	33	198	231
	Aspen		1	1
WIL Total		403	210	613
YAR	None	3		3
	SIP	400		400
	WorkFlows	603	366	969
	Aspen		2	2
YAR Total		1006	368	1374
YCFLD	WorkFlows	11	4	15
	Aspen		399	399
YCFLD Total		11	403	414
YCP	None	21		21
	SIP	329	3	332
	WorkFlows	11	251	262
	Aspen		10	10
YCP Total		361	264	625
YCV	SIP	32	1	33
	WorkFlows	62	230	292
YCV Total		94	231	325
YLN	WorkFlows	30		30
	Aspen		333	333
YLN Total		30	333	363
Grand Total		102456	44183	146639

CIRCULATION USE ITEM - JUNE 2023	
Station Library	Use Item Transactions
CTW	472
CVCL	6
CVUSD	23
ERU	8
PCL	5
SED	210
SPR	328
VOC	21
YCP	73

STATISTICS: CHECKINS

CHECKINS - JUNE 2023	
Station Library	Total Checkins
AFSD	1
AJS	5
ASH	1,301
BAG	563
BCC	882
BEA	720
BMHS	3
BMMS	4
CLA	261
CON	644
COR	1,265
CRK	129
CSES	1
CTW	11,340
CVCL	4,826
CVHS	164
CVLAB	7
CVPL	5,152
CVUSD	2,251
DEL	56
DHL	462
ERU	554
GES	12
GMMS	14
HES	5
HMS	24
JER	164
LES	3
LTS	5
MAY	863
MES	9
MUHS	1
MVES	1
PAUL	963
PCL	24
PPL	35,955
PVA2	1
PVPL	22,836
SED	8,829
SEL	1,159
SPR	256
STX	7
SVES	275
TCP	3
VOC	2,406
WIL	473
YAR	982
YCFLD	40
YCP	429
YCV	2,444
YLN	134
Total	108,908

STATISTICS: OPAC

Library	Total
Default	9,358
CTW	10,784
CVCL	6,038
CVPL	3,884
Elementary	2,113
ERU	2,352
High	472
JER	326
Middle	272
PCL	330
PPL	44,508
PVPL	32,626
SED	16,179
YCFLD	7,034
YCP	20,942

STATISTICS: OVERDRIVE

USAGE TYPE: ALL DOCUMENTS			
USER ACTIVITY			
UNIQUE USERS: 5855			
CHECKOUTS		HOLDS	
Audiobook	12099	Audiobook	4462
eBook	12975	eBook	4998
Magazine	1766		

BRANCH	CHECKOUTS
YLN-Prescott	10895
YLN-Prescott Valley	5108
YLN-Cottonwood	2743
YLN-Sedona	2308
YLN-Chino Valley	1077
YLN-Camp Verde	942
YLN-Sedona - Village of Oak Creek	635
YLN-Yavapai College	236
YLN-Congress	214
YLN-Dewey-Humboldt Town	207
YLN-Clark Memorial	202
YLN-Paulden	136
YLN-Mayer	122
YLN-Embry-Riddle	116
YLN-Seligman	113
YLN-Black Canyon City	112
YLN-Yarnell	108
YLN-Cordes Lakes	77
YLN-Bagdad	67
YLN-Beaver Creek	67
YLN-Ash Fork	39
YLN-Jerome	33
YLN-Prescott College	24
YLN-Spring Valley	22
YLN-Wilhoit	20
YLN-Crown King	7


STATISTICS: OVERDRIVE RLA

CONSORTIUM	Total	audiobook	ebook	videos
Amphitheater Public Schools	5	0	5	0
Apache County Library District	40	32	8	0
Cochise County Library District	131	92	39	0
Flagstaff City-Coconino County Public Library	155	113	42	0
Gila County Library District	19	12	7	0
Little Libraries That Could	13	10	3	0
Navajo County Library District	44	35	9	0
Pima County Public Library	563	312	251	0
Southwest Valley Library Consortium	41	13	28	0
Tempe Public Library	146	92	54	0
Yavapai School Library Collection	2	0	2	0
Yuma County Library District	53	32	21	0
(blank)	187	90	93	0
Grand Total	1399	833	562	

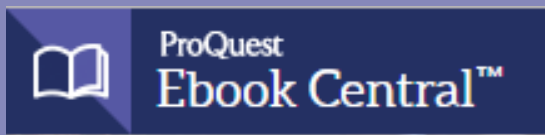
Yavapai Patron Checkouts from other RLA Systems: 3007



STATISTICS: ONLINE USAGE



Books Opened	342
Time Read (hours)	239.92
Avg Time per Book (min)	90.02
Avg Time per Session (min)	59.37
Avg Time per User (min)	67.8
Unique Users	52



Library	Total Titles Used	Total Unique Users	Total Book Downloads	Total Chapter Downloads	Top 5 Most Used Subjects
TOTAL	370	276	57	73	Literature, Home Economics, Psychology, Medicine, Fine Arts




Logins	1526
Holds Placed	4881

(loginToLiDA/placeHold)

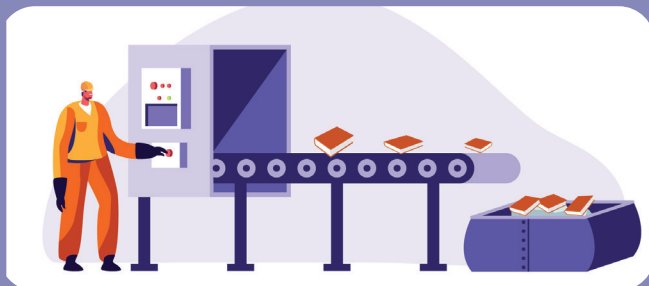
STATISTICS: ONLINE USAGE



TOTAL SESSIONS	231
Mobile Sessions	156
Avg Learning Time (min)	21.02



Month	# Programs Happening	# of Users Visiting
June	582	1100



AMH Sorter [Ethel]	
Items/Month	55468



SMS Notices

Hold Notice	5333
Manual Text	40
Overdue Notice	2583

Ash Fork Public Library	133
Bagdad Public Library	98
Black Canyon City Community Library	25
Beaver Creek Public/School Library	30
Clark Memorial Library	41
Congress Public Library	53
Cordes Lakes Public Library	123
Crown King Public Library	3
Cottonwood Public Library	840
Camp Verde Community Library	206
Chino Valley Public Library	195
Dewey-Humboldt Town Library	49
Embry-Riddle Aeronautical University Library	7
Jerome Public Library	10
Mayer Public Library	56
Paulden Public Library	62
Prescott Public Library	2382
Prescott Valley Public Library	970
Sedona Public Library	312
Seligman Public Library	17
Spring Valley Library	6
SPL in the Village	64
Wilhoit Public Library	13
Yarnell Public Library	41
Yavapai College - Prescott	46
Yavapai College - Verde	6

STATISTICS - PHONE NOTICES

Date	Sent	Opt-Out	Successful	Failed	Clicks	Opens
1st Overdue						
6/1/2023	15	0	15	0	0	0
6/2/2023	19	0	19	0	0	0
6/3/2023	20	0	20	0	0	0
6/4/2023	11	0	10	1	0	0
6/5/2023	3	0	3	0	0	0
6/6/2023	18	0	17	1	0	0
6/7/2023	25	0	23	2	0	0
6/8/2023	14	0	14	0	0	0
6/9/2023	15	0	12	3	0	0
6/10/2023	18	0	17	1	0	0
6/11/2023	13	0	12	1	0	0
6/12/2023	3	0	3	0	0	0
6/13/2023	19	0	18	1	0	0
6/14/2023	23	0	21	2	0	0
6/15/2023	17	0	15	2	0	0
6/16/2023	23	0	21	2	0	0
6/17/2023	30	0	27	3	0	0
6/18/2023	12	0	11	1	0	0
6/19/2023	4	0	3	1	0	0
6/20/2023	5	0	4	1	0	0
6/21/2023	23	0	21	2	0	0
6/22/2023	22	0	18	4	0	0
6/23/2023	21	0	19	1	0	0
6/24/2023	19	0	16	3	0	0
6/25/2023	14	0	13	1	0	0
6/26/2023	5	0	5	0	0	0
6/27/2023	16	0	16	0	0	0
6/28/2023	20	0	16	4	0	0
6/29/2023	21	0	18	3	0	0
6/30/2023	21	0	20	1	0	0
Total	489	0	447	41	0	0
Final Overdue						
6/1/2023	10	0	10	0	0	0
6/2/2023	4	0	4	0	0	0
6/3/2023	4	0	4	0	0	0



STATISTICS - PHONE NOTICES

6/5/2023	9	0	9	0 0	0
6/6/2023	5	0	5	0 0	0
6/7/2023	4	0	4	0 0	0
6/8/2023	9	0	6	3 0	0
6/9/2023	3	0	2	1 0	0
6/10/2023	4	0	3	1 0	0
6/11/2023	3	0	3	0 0	0
6/12/2023	4	0	4	0 0	0
6/13/2023	6	0	5	0 0	0
6/14/2023	3	0	3	0 0	0
6/15/2023	6	0	6	0 0	0
6/16/2023	7	0	6	1 0	0
6/17/2023	5	0	4	1 0	0
6/18/2023	1	0	1	0 0	0
6/19/2023	5	0	5	0 0	0
6/20/2023	10	0	9	1 0	0
6/21/2023	2	0	2	0 0	0
6/22/2023	4	0	2	2 0	0
6/23/2023	7	0	7	0 0	0
6/24/2023	4	0	4	0 0	0
6/25/2023	1	0	1	0 0	0
6/26/2023	6	0	6	0 0	0
6/27/2023	7	0	7	0 0	0
6/28/2023	7	0	5	2 0	0
6/29/2023	6	0	4	2 0	0
6/30/2023	4	0	4	0 0	0
Total	150	0	135	14 0	0
Hold Pickup					
6/1/2023	65	0	63	2 0	0
6/2/2023	73	0	71	2 0	0
6/3/2023	65	0	64	1 0	0
6/4/2023	10	0	8	2 0	0
6/5/2023	8	0	8	0 0	0
6/6/2023	37	0	35	2 0	0
6/7/2023	81	0	76	5 0	0
6/8/2023	60	0	59	1 0	0
6/9/2023	81	0	75	6 0	0
6/10/2023	53	0	48	4 0	0
6/11/2023	15	0	14	1 0	0
6/12/2023	16	0	15	1 0	0
6/13/2023	34	0	31	3 0	0
6/14/2023	58	0	53	4 0	0

STATISTICS - PHONE NOTICES

6/15/2023	52	0	50	2	0	0
6/16/2023	68	0	68	0	0	0
6/17/2023	45	0	43	1	0	0
6/18/2023	13	0	13	0	0	0
6/19/2023	8	0	8	0	0	0
6/20/2023	31	0	29	2	0	0
6/21/2023	78	0	71	7	0	0
6/22/2023	47	0	44	3	0	0
6/23/2023	57	0	54	3	0	0
6/24/2023	52	0	49	3	0	0
6/25/2023	17	0	15	2	0	0
6/26/2023	8	0	8	0	0	0
6/27/2023	39	0	37	2	0	0
6/28/2023	60	0	53	7	0	0
6/29/2023	64	0	63	1	0	0
6/30/2023	69	0	66	3	0	0
Total	1364	0	1291	70	0	0
Grand Total	2003	0	1873	125	0	0