

Yavapai
Library
Network
Monthly Report



July
2023

MANAGER'S LOWDOWN

Happy August!

Here is what we are working on:

- Suzie Roth led the third annual School Library Staff Professional Development Day on July 28th providing updates, advice, and training. New this year was a session in the afternoon where attendees rotated between five stations with hands-on learning opportunities. The topics were Sora, Amazon Lists (for Bring on the Books), covering books with Mylar and Vistafoil and a review of shelving. I hope all of the school library staff will be able to attend next summer's event!
- Cañon Elementary School in Black Canyon City is eager to join the Network. Their membership will be up for a vote at the Steering Committee meeting on August 10.
- The search for our new Integrated Library System (ILS) is in its final stages. Just to give an idea of how long it takes to make a major decision like this, the ILS Evaluation Committee first met on August 4th of last year! The Committee has received feedback from the Technical Advisors who attended the vendor demonstrations and is now engaged in finalizing the scoring. There are still a few steps in the process, but expect a decision to be made very soon.
- And finally, if you haven't checked it out yet, please take a look at the YLN's new webpage for posting jobs: <https://www.yln.info/job-listings>

Thank you,
Karie
928-442-5723
karie.straube@yavapaiaz.gov



Yavapai College Library - Verde

A reminder that they are temporarily in Building I in a smaller location (closer to the front of campus): Room I-138. They still offer items for check out and ILL pickups. They have several computers for student and patron use.

AzLA

Each year AzLA gives Service Awards to individuals and groups making a difference in Arizona libraries. This year the committee is offering new Service Awards to be more inclusive of all library workers and the diverse library communities they serve.

AzLA Membership is not required to nominate or receive an AzLA service award.

These awards are presented at the AzLA Awards Luncheon at the Annual Conference.

Categories include:

- Emerging Leader Award
- Excellence in Academic Libraries Award

- Excellence in Special Libraries Award
- Excellence in Tribal Libraries Award
- Extraordinary Program Award
- Follett School Librarian of the Year Award
- Innovator Award
- Library Leadership Award
- Library Volunteer of the Year Award
- Newton & Betty Rosenzweig Distinguished Service Award
- Outreach Services Award
- Outstanding Adult Services Award
- Outstanding Volunteer Coordinator Award
- Outstanding Young Adult Services Award
- Outstanding Youth Services Award
- Sharon G. Womack Outstanding Library Technician Award
- Louise A. Stephens Memorial Scholarship

Deadline to submit nominations is August 11, 2023. For more information, visit the AzLA Service Awards page: <https://azla.org/Service-Awards>



PRIORITIES

Help Desk

A help desk request, or work order, is the submission of a problem that one encounters during the normal operation of a YLN service. Requests are generally submitted via e-mail to help@yln.info. If a request is submitted via telephone, then a YLN staff person will create the request for the submitter. Help desk requests will always be our highest priority because in some cases a member library employee cannot complete a work function until the issue is resolved.

Total requests submitted: 39

Total requests resolved: 31

Total unresolved requests opened this month: 8

Total requests still open: 21



STATISTICS: HOLDS

HOLDS - July 2023					
Hold Inactive Reason	CANCELLED	EXP_ONSHLF	EXPIRED	FILLED	Total
Pickup Library	Number of Holds	Number of Holds	Number of Holds	Number of Holds	Number of Holds
ASH	7	14		401	422
BAG	10	12		145	167
BCC	22	8		380	410
BEA	75	13	4	338	430
CLA	6	9	1	91	107
CON	25	18		232	275
COR	44	3		344	391
CRK	1			86	87
CTW	209	188	16	2,793	3,206
CVCL	90	108	6	1,065	1,269
CVPL	77	105	1	1,060	1,243
CVUSD				1	1
DEL	1				1
DHL	31	8		200	239
ERU	12	10		53	75
JER	1	5		54	60
MAY	20	8		191	219
MUHS	1				1
PAUL	22	33	2	418	475
PCL	1	1		75	77
PHS	1				1
PPL	1,235	806	40	8,928	11,009
PVA2	240	83	5	1,502	1,830
PVPL	462	420	6	4,594	5,482
SED	234	161	7	2,630	3,032
SEL	22	20		297	339
SPR	1	30		131	162
VOC	127	82	8	1,249	1,466
WIL	6	10		165	181
YAR	27	17		402	446
YCFLD	3			18	21
YCP	6	11		117	134
YCP2				3	3
YCV	21	2		76	99
YCV2			1	1	2
YLN				9	9
Total	3,040	2,185	97	28,049	33,371

STATISTICS: HOLDS

Hold Inactive Reason	CANCELLED	EXP_ONSHLF	EXPIRED	FILLED	Total
Pickup Library	Number of Holds	Number of Holds	Number of Holds	Number of Holds	Number of Holds

Page intentionally left blank

STATISTICS: TRANSITS

ITEMS TRANSITED - JULY 2023													
Station Library													
Item Library	Total	ASH	BAG	BCC	BEA	CLA	CON	COR	CRK	CTW	CVCL	CVPL	CVUSD
Total	21,016	390	131	364	350	95	217	326	73	2,113	1,021	940	2
ASH	207		1	2	1		1	5	4	14	9	7	
BAG	362	7		4	7	2	6	3		38	11	12	
BCC	393	6	4		10	3	5	14	1	34	17	16	
BEA	222	4	2	3			3	4	1	23	13	5	
CLA	217	7	2	4	6		4	2		19	4	10	
CON	168	2		2	8	1		2	1	12	16	7	
COR	229	4	3	5		1	5			13	16	11	
CRK	91	4			3	1				5	3	3	
CTW	2,703	49	14	47	30	9	22	49	3		127	108	
CVCL	779	12	5	10	15	3	8	8		99		28	
CVPL	1,227	17	4	26	8	2	12	12	7	118	69		
DHL	135	5	3	3	3	2	1	1		8	3	5	
ERU	173	1		2	2					13	1	18	
GES	1		1										
JER	242	9	1	3	1	1	1		1	25	7	12	
MAY	363	14		10	9	2	8	21	1	27	11	10	
PAUL	151	2			3					12	6	10	
PCL	242	1	2	2	3	1		1	1	23	2	12	
PPL	5,018	115	36	113	99	27	64	94	36	763	322	333	2
PVPL	2,885	57	32	48	57	20	38	47	7	333	162	156	
SED	2,689	23	16	20	44	12	18	32	6	306	103	86	
SEL	221	12		1	3		3	2	1	23	9	6	
SPR	248	9		18	3	1	1	1		14	12	5	
STX	107	1								4	25	5	
VOC	332	2	2	4	4		2		1	29	7	12	
WIL	165	3	1	4	4	1	2	5		16	13	7	
YAR	392	13		13	14	2	9	15	1	37	12	10	
YCFLD	7			2	1								
YCP	940	9	2	16	11	4	2	8	1	88	36	42	
YCV	107	2		2	1		2			17	5	4	

STATISTICS: TRANSITS

ITEMS TRANSITED - JULY 2023									
Station Library									
Item Library	DHL	ERU	JER	MAY	PAUL	PCL	PPL	PVA2	PVPL
Total	194	58	53	177	450	19	5,140	104	4,514
ASH	2			8	15		49		49
BAG	1	1		2	33		86		95
BCC	2		2	3	23		102		76
BEA	1		2		12		64	1	51
CLA		1		1	12		47	1	54
CON	3	1	2	1	10		30	3	40
COR	3			2	12		40		66
CRK	2				3		25		27
CTW	18	5	4	25	34	1	1,007	17	663
CVCL	15	6	3		11		233	1	188
CVPL	13	2	4	9	19	2	370	3	328
DHL					7		38	1	39
ERU				1	3		63		34
GES									
JER	1			1	8		56		66
MAY	1				22		67	4	87
PAUL	4	1		1			39	2	41
PCL		2	1		2		80		37
PPL	51	16	16	70	77	8		24	1,457
PVPL	29	11	9	20	41	1	1,217	32	
SED	26	9	5	17	23	3	864	6	580
SEL	1			2	9		55	2	54
SPR				2	24		59		67
STX	1				1		31		27
VOC	2			1	3	2	85		64
WIL	2			1	10		42	1	31
YAR	8	1	1	7	22		78	1	93
YCFLD					3				
YCP	7	2	4	2	10	2	280	4	183
YCV	1			1	1		33	1	17

STATISTICS: TRANSITS

ITEMS TRANSITED - JULY 2023										
Station Library										
Item Library	SED	SEL	SPR	VOC	WIL	YAR	YCFLD	YCP	YCV	YLN
Total	1,815	278	168	1,238	184	380	20	108	80	14
ASH	15	3	3	14	1	2		1		1
BAG	24	4	6	9	4	3	3	1		
BCC	31	3	5	12	11	8	2	2		1
BEA	16	1	8	5	2	1				
CLA	13	3	8	9	5	4		1		
CON	13	1	2	4	4	2	1			
COR	18	1	10	7	5	5		1	1	
CRK	4	3		3	1	4				
CTW	217	32	10	100	22	63		16	5	6
CVCL	71	7	3	29	2	17	2	2	1	
CVPL	82	16	7	66	13	15		3		
DHL	4	4	4	2	2					
ERU	16	1		10		1	2	2	3	
GES										
JER	33			9	4	3				
MAY	26	12	3	8	5	12		3		
PAUL	13		2	10	1	3	1			
PCL	55		1	7	2		1	5	1	
PPL	605	111	35	317	47	123	2	38	17	
PVPL	263	39	25	133	20	61	1	17	7	2
SED		24	8	397	13	34	1	11	2	
SEL	14		9	6	5	4				
SPR	16	3		7	1	5				
STX	4		2			1	3			2
VOC	106	2						2	1	1
WIL	9	1	2	8		2				
YAR	22	4	10	9	7		1		1	1
YCFLD						1				
YCP	114	2	5	54	7	4			41	
YCV	11	1		3		2		3		

STATISTICS: DISCARDED & ADDED

DISCARDS - JULY 2023	
Station Library	Library Use Transactions
ASH	2
BAG	2
BCC	36
BEA	823
BMHS	5
CJES	33
CLA	20
CON	39
CRK	13
CTW	473
CVCL	189
CVHS	105
CVPL	31
CVUSD	431
DEL	84
ERU	1,700
HMS	3
JER	2
MAY	18
MES	10
ORME	489
PAUL	49
PPL	994
PVPL	618
SED	1,784
SEL	3
SPR	97
SVES	1
WIL	13
YCFLD	6
YCP	6
YCV	194
YLN	85
Total	8,358

ITEMS ADDED - JULY 2023	
Item Library	Total Copies
AFSD	115
AJS	39
ASH	147
BAG	10
BCC	122
BEA	184
BMHS	11
BMMS	32
CJES	21
CLA	35
CON	33
COR	98
CRK	35
CSES	46
CTW	350
CVCL	365
CVHS	77
CVLAB	45
CVPL	269
CVUSD	69
DEL	61
DHL	34
ERU	2
GES	21
GHMS	39
GMMS	37
HES	50
HMS	52
JER	26
LES	43
LTS	49
LVES	89
MAY	47
MES	38
MUHS	132
MVES	165
ORME	30
PAUL	25
PCL	5
PHS	5
PMH	121
PPL	544
PVPL	412
SED	402
SEL	42
SPR	41
STX	6
SUSD	17
SVES	52
THS	29
VOC	84
WIL	41
YAR	6
YAV	76
YCP	7
YCV	60
YLN	6
Grand Total	4999

TOTAL ITEMS - JULY 2023	
Item Library	Total Copies
AFSD	4,314
AJS	13,869
ASH	5,446
BAG	15,786
BCC	11,940
BEA	12,322
BMHS	29,887
BMMS	8,046
CJES	11,473
CLA	9,301
CON	6,411
COR	6,840
CRK	3,489
CSES	4,571
CTW	86,339
CVCL	28,308
CVHS	15,978
CVLAB	3,923
CVPL	53,012
CVUSD	20,581
DEL	11,182
DHL	5,865
ERU	25,362
GES	12,463
GHMS	9,862
GMMS	9,914
HES	9,024
HMS	20,874
JER	14,277
LAW	1,784
LES	12,726
LTS	13,776
LVES	8,546
MAY	10,505
MES	4,985
MUHS	5,494
MVES	9,995
ORME	8,562
PAUL	7,168
PCL	34,364
PHS	11,558
PMH	9,345
PPL	128,086
PVCV	4,620
PVPL	89,824
SED	61,391
SEL	7,086
SHM	8,054
SPR	5,259
STX	824
SUSD	6,922
SVES	6,775
TCP	1,241
THS	11,196
VOC	4,475
VVAC	3,076
WIL	5,454
YAR	9,980
YAV	4,204
YCC	2,156
YCFLD	59
YCP	58,244
YCV	2,493
YLN	24
Total	1,030,910

STATISTICS: USERS

NEW USERS - JULY 2023

User Library	Number of Users
AFSD	46
AJS	133
ASH	9
BAG	25
BCC	16
BEA	44
BMHS	117
BMMS	11
CJES	61
CLA	8
CON	14
COR	23
CSES	76
CTW	199
CVCL	89
CVHS	5
CVPL	73
CVUSD	88
DHL	12
ERU	57
GES	79
GHMS	11
HES	52
HMS	2
JER	1
LES	63
LTS	111
LVES	69
MAY	7
MUHS	370
MVES	67
ORME	24
PAUL	12
PCL	4
PHS	115
PMH	37
PPL	399
PVPL	344
SED	90
SEL	8
SPR	61
SUSD	11
SVES	2
THS	85
VOC	15
WIL	5
YAR	6
YCP	8
YCV	1
Grand Total	3165

TOTAL USERS - JULY 2023

User Library	Number of Users
AFSD	363
AJS	955
ASH	765
BAG	638
BCC	809
BEA	1,174
BMHS	2,965
BMMS	528
CANON	5
CJES	722
CLA	511
CON	565
COR	907
CRK	138
CSES	929
CTW	9,698
CVCL	4,316
CVHS	1,185
CVLAB	26
CVPL	4,883
CVUSD	2,176
DEL	513
DHL	505
ERU	5,863
GES	803
GHMS	685
GMMS	629
HES	510
HMS	588
JER	180
LAW	1
LES	601
LTS	1,279
LVES	638
MAY	722
MES	1,000
MUHS	1,706
MVES	576
ORME	318
PAUL	719
PCL	3,818
PHS	1,923
PMH	940
PPL	24,478
PVA2	1
PVCV	18
PVPL	16,424
SED	7,964
SEL	599
SHM	2
SPR	502
SUSD	268
SVES	58
TCP	17
TECC	4
THS	742
VOC	1,493
WIL	198
YAR	513
YAV	1

YCC	1
YCFLD	8
YCP	1,152
YCV	666
YLN	21
Total	113,905

STATISTICS: BILLS

PATRON BILLS - July 2023

Bill Library Code	# of Bills	Bill Amount	Bill Payment Amount
Total	127	\$1,028.24	\$1,022.54
ASH	2	\$63.99	\$63.99
BEA	1	\$5.00	\$5.00
CTW	28	\$129.99	\$129.99
CVCL	2	\$85.00	\$85.00
CVPL	28	\$84.86	\$79.16
PPL	37	\$397.55	\$397.55
PVPL	10	\$113.50	\$113.50
SED	11	\$100.00	\$100.00
TCP	2	\$1.80	\$1.80
VOC	4	\$26.55	\$26.55
YCP	2	\$20.00	\$20.00



STATISTICS: CIRCULATION

CIRCULATION - JULY 2023

Station Library	Client Types	Charge Item Part B	Renew Item	Grand Total
AFSD	Aspen		1	1
AFSD Total			1	1
AJS	Aspen		12	12
AJS Total			12	12
ASH	None	6		6
	SIP	800	1	801
	WorkFlows	34	227	261
	Aspen		13	13
ASH Total		840	241	1081
BAG	None	2		2
	SIP	372	1	373
	WorkFlows	131	658	789
BAG Total		505	659	1164
BCC	None	2		2
	SIP	537	5	542
	WorkFlows	254	279	533
	Aspen		6	6
BCC Total		793	290	1083
BEA	None	23		23
	SIP	124	3	127
	WorkFlows	501	313	814
	Aspen		15	15
BEA Total		648	331	979
BMHS	WorkFlows	26		26
	Aspen		5	5
BMHS Total		26	5	31
CJES	WorkFlows	7	1	8
CJES Total		7	1	8
CLA	None	8		8
	SIP	290	3	293
	WorkFlows	3	88	91
	Aspen		1	1
CLA Total		301	92	393
CON	None	15		15
	SIP	521	6	527
	WorkFlows	43	144	187
	Aspen		12	12
CON Total		579	162	741
COR	None	1		1
	SIP	433	2	435
	WorkFlows	405	319	724
	Aspen		19	19
COR Total		839	340	1179
CRK	None	41		41
	WorkFlows	125	46	171
CRK Total		166	46	212
CTW	None	71		71
	SIP	9837	398	10235
	WorkFlows	231	4180	4411
	Aspen		448	448
CTW Total		10139	5026	15165
CVCL	None	58		58
	SIP	2548	18	2566
	WorkFlows	1105	1541	2646
	Aspen		122	122
CVCL Total		3711	1681	5392

CVHS	WorkFlows	340	1	341
	Aspen		6	6
CVHS Total		340	7	347
CVPL	None	43		43
	SIP	1762	23	1785
	WorkFlows	3122	2160	5282
	Aspen		199	199
CVPL Total		4927	2382	7309
CVUSD	None	2		2
	WorkFlows	1		1
CVUSD Total		3		3
DEL	WorkFlows	2		2
DEL Total		2		2
DHL	None	4		4
	SIP	222	3	225
	WorkFlows	211	185	396
	Aspen		5	5
DHL Total		437	193	630
ERU	None	3		3
	SIP	35	18	53
	WorkFlows	253	95	348
	Aspen		1	1
ERU Total		291	114	405
HES	Aspen		1	1
HES Total			1	1
HMS	WorkFlows	196		196
HMS Total		196		196
JER	WorkFlows	105	78	183
	Aspen		8	8
JER Total		105	86	191
MAY	SIP	414	2	416
	WorkFlows	215	380	595
	Aspen		2	2
MAY Total		629	384	1013
PAUL	None	2		2
	WorkFlows	827	395	1222
PAUL Total		829	395	1224
PCL	None	1		1
	WorkFlows	91	13	104
PCL Total		92	13	105
PMH	Aspen		4	4
PMH Total			4	4
PPL	None	1440		1440
	SIP	22674	794	23468
	WorkFlows	10527	12704	23231
	Aspen		2235	2235
PPL Total		34641	15733	50374
PVA2	None	96		96
	WorkFlows		2	2
PVA2 Total		96	2	98
PVPL	None	722		722
	SIP	21043	779	21822
	WorkFlows	236	9592	9828
	Aspen		1159	1159
PVPL Total		22001	11530	33531
SED	None	92		92
	SIP	7206	74	7280
	WorkFlows	414	2606	3020
	Aspen		726	726
SED Total		7712	3406	11118
SEL	WorkFlows	1110	329	1439

STATISTICS: CIRCULATION

SEL Total		1110	329	1439
SPR	None	1		1
	SIP	21	2	23
	WorkFlows	197	126	323
SPR Total		219	128	347
VOC	None	42		42
	SIP	1822	6	1828
	WorkFlows	126	369	495
VOC Total		1990	375	2365
WIL	SIP	446	4	450
	WorkFlows	18	130	148
	Aspen		1	1
WIL Total		464	135	599
YAR	None	4		4
	SIP	355	1	356
	WorkFlows	767	346	1113
YAR Total		1126	347	1473
YCFLD	SIP	1	1	2
	WorkFlows	19	5	24
	Aspen		240	240
YCFLD Total		20	246	266
YCP	None	4		4
	SIP	330	29	359
	WorkFlows	30	250	280
	Aspen		16	16
YCP Total		364	295	659
YCV	SIP	30	1	31
	WorkFlows	78	101	179
YCV Total		108	102	210
YLN	WorkFlows	14		14
	Aspen		333	333
YLN Total		14	333	347
Grand Total		96270	45427	141697

CIRCULATION USE ITEM - JULY 2023	
Station Library	Use Item Transactions
CTW	549
CVCL	3
CVUSD	5
ERU	11
SED	147
SPR	345
VOC	5
YCP	46
YCP	73

STATISTICS: CHECKINS

CHECKINS - JULY 2023	
Station Library	Total Checkins
AJS	79
ASH	1,031
BAG	594
BCC	931
BEA	789
BMHS	168
BMMS	1
CJES	33
CLA	348
CON	658
COR	879
CRK	154
CSES	2
CTW	10,801
CVCL	4,044
CVHS	75
CVLAB	1
CVPL	5,246
CVUSD	1,221
DEL	78
DHL	491
ERU	477
GES	4
GHMS	64
HMS	87
JER	193
LES	216
LTS	1
MAY	737
MES	158
MVES	3
ORME	8
PAUL	975
PCL	27
PMH	7
PPL	36,757
PVPL	23,867
SED	8,724
SEL	1,218
SPR	298
SVES	218
TCP	2
VOC	2,112
WIL	430
YAR	1,326
YAV	9
YCFLD	66
YCP	804
YCV	3,159
YLN	129
Total	109,700

STATISTICS: OPAC

Library	Total
Default	11,809
CTW	12,000
CVCL	5,652
CVPL	3,282
Elementary	6,796
ERU	1,613
High	689
JER	515
Middle	608
PCL	649
PPL	49,780
PVPL	35,545
SED	23,822
YCFLD	7,971
YCP	19,689

STATISTICS: OVERDRIVE

USAGE TYPE: ALL DOCUMENTS			
USER ACTIVITY			
UNIQUE USERS: 6028			
CHECKOUTS		HOLDS	
Audiobook	12374	Audiobook	4530
eBook	13620	eBook	4755
Magazine	1977		

BRANCH	CHECKOUTS
YLN-Prescott	11471
YLN-Prescott Valley	5220
YLN-Cottonwood	2799
YLN-Sedona	2506
YLN-Chino Valley	1295
YLN-Camp Verde	864
YLN-Sedona - Village of Oak Creek	576
YLN-Dewey-Humboldt Town	258
YLN-Yavapai College	256
YLN-Congress	188
YLN-Clark Memorial	175
YLN-Black Canyon City	156
YLN-Mayer	135
YLN-Yarnell	129
YLN-Embry-Riddle	116
YLN-Paulden	113
YLN-Seligman	105
YLN-Cordes Lakes	85
YLN-Bagdad	81
YLN-Beaver Creek	73
YLN-Jerome	39
YLN-Wilhoit	36
YLN-Ash Fork	28
YLN-Crown King	19
YLN-Prescott College	14
YLN-Spring Valley	13
YLN-Yavapai Schools	9


STATISTICS: OVERDRIVE RLA

CONSORTIUM	Total	audiobook	ebook	videos
Apache County Library District	44	29	15	0
Cochise County Library District	133	92	41	0
Flagstaff City-Coconino County Public Library	154	116	38	0
Gila County Library District	27	16	11	0
Little Libraries That Could	18	2	16	0
Navajo County Library District	68	53	15	0
Pima County Public Library	565	294	271	0
Southwest Valley Library Consortium	41	20	21	0
Tempe Public Library	94	48	46	0
Yavapai School Library Collection	11	0	11	0
Yuma County Library District	56	38	18	0
(blank)	184	88	96	0
Grand Total	1395	796	599	0

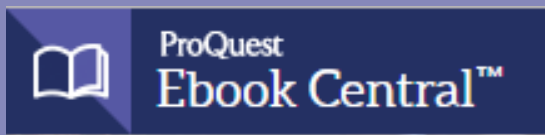
Yavapai Patron Checkouts from other RLA Systems: 3121



STATISTICS: ONLINE USAGE



Books Opened	310
Time Read (hours)	151.32
Avg Time per Book (min)	74.4
Avg Time per Session (min)	48.53
Avg Time per User (min)	52.59
Unique Users	54



Library	Total Titles Used	Total Unique Users	Total Book Downloads	Total Chapter Downloads	Top 5 Most Used Subjects
TOTAL	319	228	58	67	Literature, Business/Management, History, Psychology, Religion



Logins	1368
Holds Placed	4989

(loginToLiDA/placeHold)

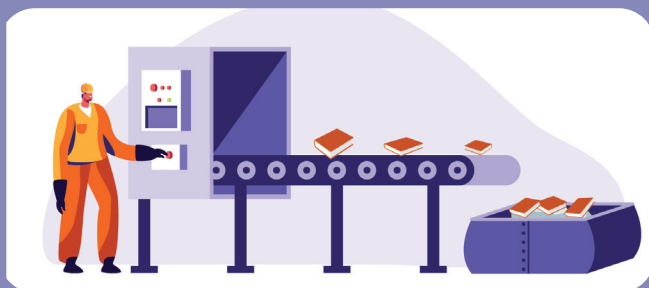
STATISTICS: ONLINE USAGE



TOTAL SESSIONS	221
Mobile Sessions	120
Avg Learning Time (min)	15.20



Month	# Programs Happening	# of Users Visiting
July	496	2100



AMH Sorter [Ethel]	
Items/Month	52211



SMS Notices

Hold Notice	4846
Manual Text	51
Overdue Notice	2641

Ash Fork Public Library	90
Bagdad Public Library	61
Black Canyon City Community Library	17
Beaver Creek Public/School Library	28
Clark Memorial Library	33
Congress Public Library	54
Cordes Lakes Public Library	84
Crown King Public Library	9
Cottonwood Public Library	800
Camp Verde Community Library	174
Chino Valley Public Library	189
Dewey-Humboldt Town Library	39
Embry-Riddle Aeronautical University Library	14
Jerome Public Library	6
Mayer Public Library	52
Paulden Public Library	74
Prescott Public Library	2158
Prescott Valley Public Library	873
Sedona Public Library	288
Seligman Public Library	16
Spring Valley Library	9
SPL in the Village	73
Wilhoit Public Library	22
Yarnell Public Library	50
Yavapai College - Prescott	55
Yavapai College - Verde	15

STATISTICS - PHONE NOTICES

Date	Sent	Opt-Out	Successful	Failed	Clicks	Opens
1st Overdue						
7/1/2023	23	0	22	1	0	0
7/2/2023	6	0	6	0	0	0
7/3/2023	5	0	5	0	0	0
7/4/2023	13	0	11	2	0	0
7/5/2023	7	0	7	0	0	0
7/6/2023	31	0	29	2	0	0
7/7/2023	18	0	18	0	0	0
7/8/2023	19	0	17	2	0	0
7/9/2023	12	0	11	1	0	0
7/10/2023	5	0	5	0	0	0
7/11/2023	6	0	5	1	0	0
7/12/2023	19	0	19	0	0	0
7/13/2023	19	0	17	2	0	0
7/14/2023	16	0	14	2	0	0
7/15/2023	21	0	20	1	0	0
7/16/2023	13	0	12	1	0	0
7/17/2023	5	0	5	0	0	0
7/18/2023	16	0	14	2	0	0
7/19/2023	15	0	14	1	0	0
7/20/2023	19	0	18	1	0	0
7/21/2023	18	0	16	2	0	0
7/22/2023	17	0	17	0	0	0
7/23/2023	14	0	12	2	0	0
7/24/2023	3	0	2	1	0	0
7/25/2023	14	0	13	1	0	0
7/26/2023	5	0	5	0	0	0
7/27/2023	20	0	19	1	0	0
7/28/2023	22	0	20	2	0	0
7/29/2023	18	0	18	0	0	0
7/30/2023	14	0	14	0	0	0
7/31/2023	7	0	6	1	0	0
Total	440	0	411	29	0	0
Final Overdue						
7/1/2023	5	0	4	1	0	0
7/4/2023	7	0	6	1	0	0
7/5/2023	6	0	6	0	0	0
7/6/2023	9	0	8	1	0	0



STATISTICS - PHONE NOTICES

7/7/2023	6	0	4	2	0	0
7/8/2023	3	0	3	0	0	0
7/10/2023	4	0	4	0	0	0
7/11/2023	4	0	2	2	0	0
7/12/2023	4	0	3	1	0	0
7/13/2023	8	0	8	0	0	0
7/14/2023	7	0	7	0	0	0
7/16/2023	1	0	1	0	0	0
7/17/2023	2	0	2	0	0	0
7/18/2023	2	0	1	1	0	0
7/19/2023	5	0	4	1	0	0
7/20/2023	4	0	4	0	0	0
7/21/2023	7	0	5	2	0	0
7/22/2023	5	0	4	1	0	0
7/23/2023	2	0	1	1	0	0
7/24/2023	1	0	1	0	0	0
7/25/2023	3	0	3	0	0	0
7/26/2023	7	0	6	1	0	0
7/27/2023	4	0	3	1	0	0
7/28/2023	5	0	4	1	0	0
7/29/2023	2	0	2	0	0	0
7/30/2023	1	0	0	1	0	0
7/31/2023	4	0	3	1	0	0
Total	118	0	99	19	0	0
Hold Pickup						
7/1/2023	49	0	48	1	0	0
7/2/2023	15	0	15	0	0	0
7/3/2023	2	0	2	0	0	0
7/4/2023	37	0	37	0	0	0
7/6/2023	93	0	89	4	0	0
7/7/2023	52	0	48	2	0	0
7/8/2023	56	0	53	3	0	0
7/9/2023	15	0	14	1	0	0
7/10/2023	10	0	10	0	0	0
7/11/2023	50	0	47	3	0	0
7/12/2023	79	0	74	4	0	0
7/13/2023	56	0	54	2	0	0
7/14/2023	52	0	50	2	0	0
7/15/2023	47	0	45	1	0	0
7/16/2023	11	0	11	0	0	0
7/17/2023	12	0	11	1	0	0
7/18/2023	38	0	36	2	0	0
7/19/2023	70	0	65	5	0	0
7/20/2023	61	0	60	1	0	0

STATISTICS - PHONE NOTICES

7/21/2023	61	0	54	7	0	0
7/22/2023	57	0	54	3	0	0
7/23/2023	17	0	15	2	0	0
7/24/2023	8	0	7	0	0	0
7/25/2023	43	0	42	1	0	0
7/26/2023	69	0	63	6	0	0
7/27/2023	52	0	49	3	0	0
7/28/2023	67	0	66	1	0	0
7/29/2023	49	0	47	2	0	0
7/30/2023	14	0	13	1	0	0
7/31/2023	10	0	10	0	0	0
Total	1252	0	1189	58	0	0
Grand Total	1810	0	1699	106	0	0