

Yavapai
Library
Network
Monthly Report



August
2023

MANAGER'S LOWDOWN

Greetings! A lot happened in August...

ILS Search

August saw the conclusion of the search process for the new Integrated Library System (ILS). The ILS Evaluation Committee met for the last time and the members did their final scoring. One vendor's product scored much higher than the others and was selected as the recommendation. The Steering Committee held a special meeting on the 23rd where they learned about the three ILSes that were evaluated. The members unanimously voted to support the recommendation of the ILS Evaluation Committee! The vendor signed the contract August 31st. It will go before the County Board of Supervisors on September 20th, and after that time we can finally announce the winner!

New YLN Member

The Steering Committee approved the addition of a new member to the YLN, Cañon Elementary School in Black Canyon City. Their holdings will be added to the catalog in October. Welcome, Cañon Elementary School!

Bylaws

The YLN Bylaws were revised at the August 10th Steering Committee meeting and are available to read and download on our YLN portal: <https://www.yln.info/yln-governance>

Barcode Scanners

If you're looking for new barcode scanners, the Library District has recently tested a new one, the Genesis 7580g from Honeywell. From Honeywell's website: "The Genesis™: 7580g is the



first presentation area-imaging scanner engineered to decode all standard 1D, PDF and 2D barcodes." The Genesis 7580g can read driver's licenses and is designed to scan coupons and tickets from the screens of mobile devices. It runs about \$160 on Amazon (older model without a warranty) or about \$300 from tech vendors (newest model with a warranty). Full details can be found on Honeywell's website, or you can ask Sherryl Masterman or

me for information. There's one barcode to scan to configure it (to make it hit 'Enter' after scanning) but is otherwise plug and play. So far everyone really likes it because it's so much faster than the old ones and takes up a lot less desk space!

YLN-L

Lastly, I would recommend that everyone join the YLN's main listserv, yln-l@yln.info. Anyone not on the list won't be receiving the YLN Monthly Report (i.e. to be able to read this notice!), so check around with your coworkers and encourage them to sign up. Signing up is easy – just send a message to help@yln.info stating which list you would like to join. Full instructions and a list of all the YLN's listservs can be found here on our portal: <https://www.yln.info/yln-email-lists>.

Happy Fall!

Karie

MEMBER NEWS

No member news this month.

PRIORITIES

Help Desk

A help desk request, or work order, is the submission of a problem that one encounters during the normal operation of a YLN service. Requests are generally submitted via e-mail to help@yln.info. If a request is submitted via telephone, then a YLN staff person will create the request for the submitter. Help desk requests will always be our highest priority because in some cases a member library employee cannot complete a work function until the issue is resolved.

Total requests submitted: 73

Total requests resolved: 60

Total unresolved requests opened this month: 13

Total requests still open: 22



STATISTICS: HOLDS

HOLDS - August 2023					
Hold Inactive Reason	CANCELLED	EXP_ONSHLF	EXPIRED	FILLED	Total
Pickup Library	Number of Holds	Number of Holds	Number of Holds	Number of Holds	Number of Holds
AJS	4			15	19
ASH	5	11		299	315
BAG	6	48		106	160
BCC	66	15		386	467
BEA	94	32	4	312	442
BMHS	7			3	10
BMMS				1	1
CJES	2				2
CLA	9	3		165	177
CON	34	5	1	412	452
COR	24	19		370	413
CRK	3	2		87	92
CSES				15	15
CTW	271	187	8	3,002	3,468
CVCL	122	87	1	1,166	1,376
CVHS				1	1
CVPL	148	98	6	1,312	1,564
CVUSD	5	11		19	35
DHL	20	18	1	285	324
ERU	14	5		79	98
GES	1				1
GMMS		1		6	7
HES	12			16	28
HMS		1		1	2
JER	3	9		36	48
LES				1	1
MAY	34	7	1	276	318
MES				3	3
MUHS	1			1	2
MVES	1				1
PAUL	40	23		435	498
PCL	1	3		8	12
PPL	1,433	646	69	10,088	12,236
PVA2	250	85	6	1,358	1,699
PVPL	609	444	12	5,498	6,563
SED	275	147	7	2,568	2,997
SEL	43	19		322	384
SPR	11	18		296	325
SVES	2				2
THS				3	3
VOC	156	93	13	1,366	1,628

STATISTICS: HOLDS

Hold Inactive Reason	CANCELLED	EXP_ONSHLF	EXPIRED	FILLED	Total
Pickup Library	Number of Holds	Number of Holds	Number of Holds	Number of Holds	Number of Holds
WIL	8	10		182	200
YAR	19	14		482	515
YCFLD	6	1	1	31	39
YCP	39	18	3	184	244
YCP2				2	2
YCV	46	1		121	168
YCV2	3			2	5
YLN	12	1		4	17
Total	3,839	2,082	133	31,325	37,379

STATISTICS: TRANSITS

ITEMS TRANSITED - AUGUST 2023														
Station Library														
Item Library														
Station Library	Total	AJS	ASH	BAG	BCC	BEA	BMHS	BMMS	CJES	CLA	CON	COR	CRK	CSES
Item Library														
Total	23,829	14	255	153	322	331	12	3	3	156	344	357	53	12
AFSD	1													
AJS	17			1										
ASH	234				4	5				3	3	8	1	
BAG	382		4		2	1					13	4	1	
BCC	419		10	7		14				1	12	9		
BEA	241	1	3	4	5					3	1	2		
BMHS	22				1			1				1		
BMMS	8						1							
CLA	237		4	3	5	2					7	2		1
CON	156		3		1					2				
COR	267		3	2	6	2					6		1	
CRK	115		2		3	3				1	2	4		
CSES	5													
CTW	3,202	4	34	16	38	52				19	44	47	2	2
CVCL	869		14	4	7	5				4	17	10	2	
CVHS	32		1		1									
CVLAB	8													
CVPL	1,486	1	10	4	19	7				9	15	11	4	1
CVUSD	38	1	1							1				1
DEL	3													
DHL	153		5		1	3				2	3	3		
ERU	203				3	4				1	2	1	2	
GES	4							1						
GHMS	3			1										
HES	10													
HMS	22													
JER	279		2	3		1				1		3	1	
LES	30			2										
LTS	7													
LVES	3													
MAY	357		13	6	5	16				3	10	12	1	
MES	8													
MUHS	19													
MVES	5													
PAUL	221		2	1	2	3					1	3		
PCL	251					3				3		2	1	
PHS	40					2								
PMH	5								3					
PPL	5,631	4	69	53	93	98	1			60	104	113	22	3
PVPL	3,160	1	31	31	45	50	1	1		14	44	55	3	2
SED	2,944	1	19	8	41	33	1			19	34	24	7	2
SEL	232	1	3	1	2	3					5	6	1	
SPR	265		2		7	2	8			1	1			
STX	127		1			1					1	4		
SUSD	1													
SVES	6													
THS	2													
VOC	322		2		5	4					3	5		
WIL	146		2		2	2					4	6	1	
YAR	481		11	3	3	7				2	8	15	1	
YCFLD	6				3								2	
YCP	1,043		3	3	17	6				6	3	7		
YCV	100		1		1	2				1	1			
YLN	1													

STATISTICS: TRANSITS

ITEMS TRANSITED - August 2023

Station Library	CTW	CVCL	CVHS	CVLAB	CVPL	CVUSD	DEL	DHL	ERU	GES	GMMS	HES	HMS	JER	LES	LTS	MAY	MES
Total	2,330	1,083	1	11	1,170	30	8	270	82	1	9	17	3	48	1	1	257	3
AFSD																		
AJS	3			1	3													
ASH	15	10			5			5										2
BAG	30	10		1	20	3		3				1						3
BCC	46	15			12	1		5						1				4
BEA	27	12			7			4	1					2				1
BMHS	1	3			2													1
BMMS		1			1													
CLA	20	3			12			1	1									2
CON	11	4			12			1										1
COR	32	10			11			8										2
CRK	12	3			11			3										
CSES	1	1			1													
CTW		161	1	2	183	2		32	10		2	2		4				36
CVCL	106				45			10	2			1		2				17
CVHS	5	2			1													4
CVLAB	1	1				1												
CVPL	155	56		1		1		21	6			3	1	2				18
CVUSD				1	9													
DEL												2	1					
DHL	8	8			9	1												3
ERU	21	7			8			5				1		3				
GES					2													
GHMS																		
HES		1			1								1					
HMS	1				4		8					1						
JER	26	12			10			1	3			1						4
LES	3	2			3							1						
LTS					1													
LVES																		
MAY	18	13			10	2		2			1				1			
MES		1			1													
MUHS	5				3						1							
MVES																		
PAUL	12	7			4			8										1
PCL	31	4			9			1	2									
PHS	2	4			2													
PMH											1							1
PPL	844	344		2	400	12		71	26		4	3		16				66
PVPL	366	184		1	154	3		32	14			1		5				47
SED	311	107		2	118			28	11					6				23
SEL	16	14			12			3	1									4
SPR	19	7			6	1		2	2									2
STX	10	5			5	2		1										2
SUSD											1							
SVES	1																	
THS		1																
VOC	20	9			13			2	1					1				1
WIL	12	3			7	1		6										5
YAR	39	16			17			6	1									5
YCFLD																		
YCP	89	38			31			8	1					5				3
YCV	11	4			5			1						1				
YLN																		

STATISTICS: TRANSITS

ITEMS TRANSITED - AUGUST 2023

Station Library	MUHS	PAUL	PCL	PMH	PPL	PVA2	PVPL	SED	SEL	SPR	STX	SUSD	THS	VOC	WIL	YAR	YCFLD	YCP	YCV	YLN	
Total	1	408	10	1	6,033	129	5,036	1,854	277	323	1	1	5	1,354	188	438	107	176	134	13	
AFSD												1									
AJS					3		3	1	1	1											
ASH		11			63	1	46	21	4	8				6	5	2		5		1	
BAG		37			94	1	104	14	3	12			1	11	2	7					
BCC		14			101	2	97	22	4	14				14		5	3	5	1		
BEA		13			52	3	52	15	1	9				8	3	1	10	1			
BMHS					6		3	1						1				1			
BMMS					4		1														
CLA	1	14			54	2	49	26	1	10				9	3	3			1	1	
CON		11			33	2	41	4	3	10				6	2	5	3	1			
COR		13			65	3	64	14	2	10				4	5	4					
CRK		2			25		21	9		4				3			7				
CSES							2														
CTW		30			1,146	9	797	212	52	25				124	25	69		13	5	2	
CVCL		13			266	7	200	66	8	8				34	3	9	2	5	2		
CVHS					8		6		1	1				2							
CVLAB					3		1		1												
CVPL		13			478	7	388	122	9	19				58	15	23		7	2		
CVUSD					10		8	2		1				3							
DEL																					
DHL		5			41	1	36	10	2	5				2	2	1		1	1		
ERU		3			76	2	31	12		1				14		1		5			
GES							1														
GHMS					1					1											
HES					3		1											3			
HMS					3		2	1		1							1				
JER		6			83	1	41	41	3	5				16	1	10		4			
LES		1			7		6	2					1					1		1	
LTS					1		1	1						1				2			
LVES					1		2														
MAY		27	1		81		70	14	7	16				9	5	8	4	1		1	
MES					4			2													
MUHS					4		3	1						2							
MVES							2	1	1									1			
PAUL					44	1	41	15	2	6				7		4	55			1	
PCL					88	2	35	45		1				11		1		8	4		
PHS				1	13		3	5		2				5				1			
PMH																					
PPL		82	1			23	1,709	623	95	57	1		3	349	52	144	4	55	24		
PVPL		45	2		1,388	40		235	39	41				152	28	68	3	24	8	1	
SED		13	4		954	9	634		15	19				415	18	46	1	17	4		
SEL		9			64		49	14		2				11	5	4		2			
SPR		11			79	1	67	18	7					9	2	5	2	3	1		
STX					33	2	25	26		3				1		1				4	
SUSD																					
SVES					3		2														
THS					1																
VOC					87	1	58	95	4	4						3		3		1	
WIL					26	1	36	11		3				3		2	3	1			
YAR		17			121	3	120	32	8	14				16	7		6	2	1		
YCFLD		1																			
YCP		7	2		386	5	158	112	1	9				47	4	11	1			80	
YCV		1			30		20	9	3	1				1	1	1	1	4			
YLN																	1				

STATISTICS: DISCARDED & ADDED

DISCARDS - AUGUST 2023	
Station Library	Library Use Transactions
AJS	7
ASH	86
BAG	19
BCC	421
BEA	492
BMHS	40
CJES	5
CON	27
COR	197
CRK	3
CSES	7
CTW	1,040
CVCL	360
CVHS	221
CVPL	30
CVUSD	4,438
DEL	46
DHL	2
ERU	803
GES	7
GMMS	177
HMS	121
JER	10
LES	63
MES	9
MVES	2
ORME	191
PAUL	76
PCL	1
PPL	1,449
PVPL	842
SED	439
SEL	43
SVES	128
THS	8
VOC	6
WIL	15
YAR	124
YCFLD	6
YCP	400
YCV	46
YLN	6
Total	12,413

ITEMS ADDED - AUGUST 2023	
Item Library	Total Copies
AFSD	1
AJS	3
ASH	31
BCC	64
BEA	120
BMHS	81
BMMS	1
CJES	55
CLA	55
CON	40
COR	89
CRK	15
CSES	34
CTW	360
CVCL	139
CVHS	15
CVLAB	15
CVPL	333
CVUSD	45
DEL	5
DHL	33
ERU	32
GES	42
GHMS	1
GMMS	92
HES	31
HMS	6
JER	27
LES	75
LTS	205
LVES	1
MAY	57
MES	31
MUHS	28
MVES	19
ORME	7
PAUL	195
PCL	31
PHS	1
PMH	2
PPL	1823
PVPL	1353
SED	324
SEL	32
SHM	2
SPR	42
STX	1
SUSD	2
SVES	129
THS	33
VOC	54
WIL	28
YAR	207
YCP	77
YCV	8
YLN	2
Grand Total	6534

TOTAL ITEMS - AUGUST 2023	
Item Library	Total Copies
AFSD	4,311
AJS	13,883
ASH	5,392
BAG	15,847
BCC	11,587
BEA	11,876
BMHS	30,020
BMMS	8,047
CJES	11,571
CLA	9,383
CON	6,445
COR	6,641
CRK	3,502
CSES	4,576
CTW	85,476
CVCL	28,078
CVHS	15,932
CVLAB	3,940
CVPL	53,335
CVUSD	16,185
DEL	11,120
DHL	5,895
ERU	24,596
GES	12,536
GHMS	9,860
GMMS	9,845
HES	9,058
HMS	20,766
JER	14,306
LAW	1,784
LES	12,737
LTS	13,979
LVES	8,557
MAY	10,562
MES	5,013
MUHS	5,527
MVES	10,014
ORME	8,406
PAUL	7,336
PCL	34,377
PHS	11,571
PMH	9,364
PPL	128,530
PVCV	4,618
PVPL	90,208
SED	61,116
SEL	7,073
SHM	8,056
SPR	5,298
STX	823
SUSD	6,919
SVES	6,778
TCP	1,239
THS	11,223
VOC	4,556
VVAC	3,076
WIL	5,500
YAR	10,066
YAV	4,204
YCC	2,156
YCFLD	59
YCP	57,912
YCV	2,466
YLN	13
Total	1,025,125

STATISTICS: USERS

NEW USERS - AUGUST 2023

User Library	Number of Users
AFSD	13
AJS	20
ASH	10
BAG	8
BCC	12
BEA	32
BMHS	37
BMMS	13
CJES	20
CLA	8
CON	11
COR	11
CRK	3
CSES	19
CTW	150
CVCL	83
CVHS	64
CVPL	72
CVUSD	227
DEL	181
DHL	17
ERU	1014
GES	22
GHMS	9
GMMS	42
HES	17
HMS	57
JER	2
LES	14
LTS	16
LVES	28
MAY	8
MES	78
MUHS	65
MVES	24
ORME	17
PAUL	15
PCL	215
PHS	101
PMH	25
PPL	545
PVPL	398
SED	124
SEL	16
SPR	70
SVES	2
THS	15
VOC	21
WIL	1
YAR	13
YCFLD	1
YCP	88
YCV	29
Grand Total	4103

TOTAL USERS - AUGUST 2023

User Library	Number of Users
AFSD	376
AJS	971
ASH	773
BAG	646
BCC	820
BEA	1,207
BMHS	3,015
BMMS	535
CANON	5
CJES	742
CLA	517
CON	577
COR	925
CRK	141
CSES	951
CTW	9,852
CVCL	4,408
CVHS	1,421
CVLAB	25
CVPL	4,960
CVUSD	2,405
DEL	566
DHL	521
ERU	6,877
GES	823
GHMS	690
GMMS	671
HES	528
HMS	601
JER	182
LAW	1
LES	614
LTS	1,299
LVES	664
MAY	731
MES	1,078
MUHS	1,771
MVES	594
ORME	336
PAUL	738
PCL	4,034
PHS	2,038
PMH	956
PPL	25,038
PVA2	1
PVCV	18
PVPL	16,848
SED	8,080
SEL	619
SHM	2
SPR	571
SUSD	268
SVES	60
TCP	17
TECC	4
THS	758
VOC	1,511
WIL	199
YAR	526
YAV	1

YCC	1
YCFLD	9
YCP	1,246
YCV	695
YLN	20
Total	118,077

STATISTICS: BILLS

PATRON BILLS - August 2023			
Bill Library Code	# of Bills	Bill Amount	Bill Payment Amount
Total	134	\$1,746.41	\$1,756.51
ASH	3	\$49.00	\$49.00
BCC	2	\$5.00	\$13.00
BEA	2	\$34.00	\$34.00
BMHS	2	\$6.00	\$3.60
COR	2	\$36.00	\$36.00
CTW	17	\$41.00	\$41.00
CVCL	1	\$20.00	\$20.00
CVPL	24	\$59.90	\$56.40
ERU	3	\$225.00	\$225.00
MAY	1	\$0.00	\$8.00
PHS	1	\$0.50	\$0.50
PPL	45	\$777.00	\$777.00
PVPL	19	\$368.28	\$368.28
SED	9	\$83.15	\$83.15
VOC	1	\$29.00	\$29.00
YCP	2	\$12.58	\$12.58



STATISTICS: CIRCULATION

CIRCULATION - AUGUST 2023

Station Library	Client Types	Charge Item Part B	Renew Item	Grand Total
AJS	WorkFlows	1379	43	1422
	Aspen		2	2
AJS Total		1379	45	1424
ASH	None	3		3
	SIP	704	2	706
	WorkFlows	40	231	271
	Aspen		42	42
ASH Total		747	275	1022
BAG	None	7		7
	SIP	450	1	451
	WorkFlows	132	479	611
BAG Total		589	480	1069
BCC	None	14		14
	SIP	653	15	668
	WorkFlows	238	312	550
	Aspen		18	18
BCC Total		905	345	1250
BEA	None	47		47
	SIP	52		52
	WorkFlows	1243	370	1613
	Aspen		2	2
BEA Total		1342	372	1714
BMHS	WorkFlows	771	86	857
BMHS Total		771	86	857
BMMS	WorkFlows	475	51	526
	Aspen		3	3
BMMS Total		475	54	529
CJES	WorkFlows	1672	77	1749
CJES Total		1672	77	1749
CLA	None	4		4
	SIP	272	2	274
	WorkFlows	36	123	159
CLA Total		312	125	437
CON	None	15		15
	SIP	708	9	717
	WorkFlows	101	149	250
	Aspen		7	7
CON Total		824	165	989
COR	None	7		7
	SIP	264	1	265
	WorkFlows	537	396	933
	Aspen		7	7
COR Total		808	404	1212
CRK	None	103		103
	WorkFlows	203	50	253
	Aspen		2	2
CRK Total		306	52	358
CSES	WorkFlows	311		311
CSES Total		311		311
CTW	None	121		121
	SIP	10184	282	10466
	WorkFlows	276	4346	4622
	Aspen		449	449
CTW Total		10581	5077	15658
CVCL	None	53		53
	SIP	2937	13	2950

	WorkFlows	1363	1690	3053
	Aspen		191	191
CVCL Total		4353	1894	6247
CVHS	WorkFlows	320	5	325
	Aspen		1	1
CVHS Total		320	6	326
CVLAB	WorkFlows	678		678
CVLAB Total		678		678
CVPL	None	82		82
	SIP	1881	23	1904
	WorkFlows	3433	2461	5894
	Aspen		184	184
CVPL Total		5396	2668	8064
CVUSD	None	1		1
	SIP	298	7	305
	WorkFlows	224	43	267
	Aspen		5	5
CVUSD Total		523	55	578
DEL	WorkFlows	1654	67	1721
DEL Total		1654	67	1721
DHL	None	5		5
	SIP	87	1	88
	WorkFlows	368	213	581
	Aspen		32	32
DHL Total		460	246	706
ERU	None	1		1
	SIP	50	9	59
	WorkFlows	607	102	709
	Aspen		3	3
ERU Total		658	114	772
GES	None	1		1
	WorkFlows	1798	166	1964
GES Total		1799	166	1965
GHMS	WorkFlows	209		209
GHMS Total		209		209
GMMS	WorkFlows	544	43	587
GMMS Total		544	43	587
HES	WorkFlows	1157	124	1281
HES Total		1157	124	1281
HMS	None	1		1
	WorkFlows	725	26	751
HMS Total		726	26	752
JER	None	2		2
	WorkFlows	118	96	214
	Aspen		1	1
JER Total		120	97	217
LES	WorkFlows	1078	214	1292
LES Total		1078	214	1292
LTS	WorkFlows	954	73	1027
LTS Total		954	73	1027
LVES	WorkFlows	724	15	739
LVES Total		724	15	739
MAY	None	1		1
	SIP	536	10	546
	WorkFlows	222	248	470
	Aspen		3	3
MAY Total		759	261	1020
MES	WorkFlows	519	11	530
MES Total		519	11	530
MUHS	WorkFlows	264	14	278
MUHS Total		264	14	278

STATISTICS: CIRCULATION

MVES	WorkFlows	769	68	837
MVES Total		769	68	837
PAUL	None	3		3
	SIP	7		7
	WorkFlows	837	400	1237
PAUL Total		847	400	1247
PCL	WorkFlows	83	27	110
	Aspen		16	16
PCL Total		83	43	126
PHS	WorkFlows	13		13
PHS Total		13		13
PMH	WorkFlows	383	63	446
PMH Total		383	63	446
PPL	None	1218		1218
	SIP	23134	754	23888
	WorkFlows	11057	13205	24262
	Aspen		2128	2128
PPL Total		35409	16087	51496
PVA2	None	114		114
	WorkFlows	3		3
PVA2 Total		117		117
PVPL	None	735		735
	SIP	21822	758	22580
	WorkFlows	265	10222	10487
	Aspen		1197	1197
PVPL Total		22822	12177	34999
SED	None	128		128
	SIP	6980	51	7031
	WorkFlows	528	3171	3699
	Aspen		715	715
SED Total		7636	3937	11573
SEL	None	6		6
	WorkFlows	1213	282	1495
	Aspen		4	4
SEL Total		1219	286	1505
SPR	None	1		1
	SIP	106	1	107
	WorkFlows	428	88	516
SPR Total		535	89	624
STX	WorkFlows	1		1
STX Total		1		1
SUSD	None	1		1
	WorkFlows	4		4
SUSD Total		5		5
SVES	WorkFlows	88	11	99
SVES Total		88	11	99
THS	WorkFlows	1277	9	1286
THS Total		1277	9	1286
VOC	None	37		37
	SIP	1968	10	1978
	WorkFlows	153	413	566
VOC Total		2158	423	2581
WIL	None	3		3
	SIP	325	3	328
	WorkFlows	35	168	203
	Aspen		6	6
WIL Total		363	177	540
YAR	None	2		2
	SIP	458	1	459
	WorkFlows	506	270	776
	Aspen		9	9

YAR Total		966	280	1246
YCFLD	WorkFlows	106	20	126
	Aspen		380	380
YCFLD Total		106	400	506
YCP	None	7		7
	SIP	482	9	491
	WorkFlows	67	241	308
	Aspen		11	11
YCP Total		556	261	817
YCV	SIP	37	1	38
	WorkFlows	143	83	226
YCV Total		180	84	264
YLN	WorkFlows	14	2	16
	Aspen		326	326
YLN Total		14	328	342
Grand Total		119464	48774	168238

CIRCULATION USE ITEM - AUGUST 2023	
Station Library	Use Item Transactions
CTW	262
CVUSD	319
ERU	4
PCL	5
SED	129
SPR	394
VOC	10
YCP	74

STATISTICS: CHECKINS

CHECKINS - AUGUST 2023	
Station Library	Total Checkins
AJS	930
ASH	849
BAG	688
BCC	935
BEA	1,173
BMHS	338
BMMS	229
CJES	1,076
CLA	300
CON	788
COR	889
CRK	296
CSES	65
CTW	11,035
CVCL	6,501
CVHS	219
CVLAB	399
CVPL	5,716
CVUSD	2,850
DEL	1,061
DHL	528
ERU	659
GES	1,055
GHMS	74
GMMS	201
HES	816
HMS	332
JER	156
LES	885
LTS	307
LVES	347
MAY	815
MES	181
MUHS	40
MVES	515
ORME	9
PAUL	887
PCL	42
PHS	57
PMH	91
PPL	36,677
PVA2	1
PVPL	22,990
SED	8,527
SEL	1,165
SPR	457
STX	1
SUSD	238
SVES	91
TCP	1
THS	753
VOC	2,380

WIL	507
YAR	1,034
YCFLD	185
YCP	933
YCV	2,930
YLN	180
Total	123,384

STATISTICS: OPAC

Library	Total
Default	12,437
CTW	13,333
CVCL	6,062
CVPL	2,542
Elementary	3,852
ERU	1,673
High	984
JER	249
Middle	437
PCL	691
PPL	54,192
PVPL	39,244
SED	25,610
YCFLD	9,713
YCP	8,197

STATISTICS: OVERDRIVE

USAGE TYPE: ALL DOCUMENTS			
USER ACTIVITY			
UNIQUE USERS: 6060			
CHECKOUTS		HOLDS	
Audiobook	12534	Audiobook	4667
eBook	13339	eBook	5132
Magazine	2204		

BRANCH	CHECKOUTS
YLN-Prescott	11603
YLN-Prescott Valley	5165
YLN-Cottonwood	2797
YLN-Sedona	2538
YLN-Chino Valley	1185
YLN-Camp Verde	952
YLN-Sedona - Village of Oak Creek	688
YLN-Yavapai College	335
YLN-Dewey-Humboldt Town	193
YLN-Clark Memorial	190
YLN-Congress	183
YLN-Black Canyon City	151
YLN-Mayer	141
YLN-Paulden	136
YLN-Seligman	129
YLN-Embry-Riddle	114
YLN-Yarnell	97
YLN-Cordes Lakes	92
YLN-Bagdad	84
YLN-Beaver Creek	71
YLN-Ash Fork	54
YLN-Jerome	46
YLN-Wilhoit	35
YLN-Yavapai Schools	30
YLN-Prescott College	19
YLN-Spring Valley	15
YLN-Crown King	10


STATISTICS: OVERDRIVE RLA

CONSORTIUM	Total	audiobook	ebook	videos
Apache County Library District	53	41	12	0
Cochise County Library District	128	97	31	0
Flagstaff City-Coconino County Public Library	152	113	39	0
Gila County Library District	24	13	11	0
Little Libraries That Could	14	7	7	0
Navajo County Library District	56	44	12	0
Pima County Public Library	422	190	232	0
Southwest Valley Library Consortium	28	13	15	0
Tempe Public Library	89	36	53	0
Yavapai School Library Collection	32	3	29	0
Yuma County Library District	44	19	25	0
Grand Total	1042	576	466	0

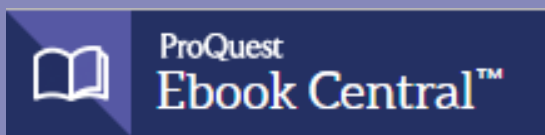
Yavapai Patron Checkouts from other RLA Systems: 3341



STATISTICS: ONLINE USAGE



Books Opened	4065
Time Read (hours)	660.88
Avg Time per Book (min)	55.86
Avg Time per Session (min)	46.18
Avg Time per User (min)	28.28
Unique Users	565



Library	Total Titles Used	Total Unique Users	Total Book Downloads	Total Chapter Downloads	Top 5 Most Used Subjects
TOTAL	463	581	109	285	Home Economics, Religion, Literature, Fine Arts, History




Logins	1416
Holds Placed	5183

(loginToLiDA/placeHold)

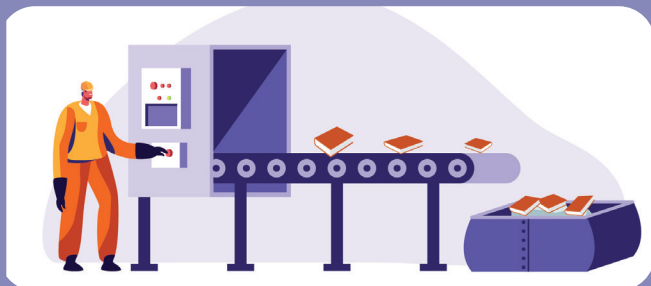
STATISTICS: ONLINE USAGE



TOTAL SESSIONS	318
Mobile Sessions	153
Avg Learning Time (min)	17.51



Month	# Programs Happening	# of Users Visiting
August	459	2200



AMH Sorter [Ethel]	
Items/Month	60836



SMS Notices

Hold Notice	5839
Manual Text	49
Overdue Notice	2838

Ash Fork Public Library	103
Bagdad Public Library	79
Black Canyon City Community Library	24
Beaver Creek Public/School Library	25
Clark Memorial Library	42
Congress Public Library	90
Cordes Lakes Public Library	103
Crown King Public Library	9
Cottonwood Public Library	892
Camp Verde Community Library	172
Chino Valley Public Library	201
Dewey-Humboldt Town Library	62
Embry-Riddle Aeronautical University Library	9
Jerome Public Library	9
Mayer Public Library	58
Paulden Public Library	74
Prescott Public Library	2556
Prescott Valley Public Library	1186
Sedona Public Library	332
Seligman Public Library	19
Spring Valley Library	6
SPL in the Village	83
Wilhoit Public Library	15
Yarnell Public Library	44
Yavapai College - Prescott	87
Yavapai College - Verde	10

STATISTICS - PHONE NOTICES

Date	Sent	Opt-Out	Successful	Failed	Clicks	Opens
1st Overdue						
8/1/2023	9	0	9	0	0	0
8/2/2023	21	0	21	0	0	0
8/3/2023	16	0	14	2	0	0
8/4/2023	20	0	19	1	0	0
8/5/2023	14	0	13	1	0	0
8/6/2023	9	0	7	2	0	0
8/7/2023	6	0	4	2	0	0
8/8/2023	14	0	13	1	0	0
8/9/2023	25	0	24	1	0	0
8/10/2023	12	0	8	4	0	0
8/11/2023	18	0	14	4	0	0
8/12/2023	15	0	13	2	0	0
8/13/2023	11	0	10	1	0	0
8/14/2023	4	0	4	0	0	0
8/15/2023	17	0	17	0	0	0
8/16/2023	13	0	12	1	0	0
8/17/2023	23	0	20	3	0	0
8/18/2023	15	0	15	0	0	0
8/19/2023	15	0	14	1	0	0
8/20/2023	11	0	9	2	0	0
8/21/2023	7	0	7	0	0	0
8/22/2023	7	0	6	0	0	0
8/23/2023	29	0	28	1	0	0
8/24/2023	19	0	18	1	0	0
8/25/2023	13	0	13	0	0	0
8/26/2023	21	0	20	1	0	0
8/27/2023	5	0	5	0	0	0
8/28/2023	7	0	7	0	0	0
8/29/2023	16	0	16	0	0	0
8/30/2023	21	0	17	4	0	0
8/31/2023	20	0	18	2	0	0
Total	453	0	415	37	0	0
Final Overdue						
8/1/2023	6	0	6	0	0	0
8/2/2023	6	0	5	1	0	0



STATISTICS - PHONE NOTICES

8/3/2023	3	0	2	1	0	0
8/4/2023	3	0	3	0	0	0
8/5/2023	2	0	1	1	0	0
8/6/2023	1	0	1	0	0	0
8/7/2023	3	0	2	1	0	0
8/9/2023	8	0	7	1	0	0
8/10/2023	6	0	6	0	0	0
8/11/2023	5	0	5	0	0	0
8/12/2023	3	0	3	0	0	0
8/13/2023	3	0	2	1	0	0
8/14/2023	2	0	2	0	0	0
8/15/2023	7	0	7	0	0	0
8/16/2023	6	0	6	0	0	0
8/17/2023	6	0	5	1	0	0
8/18/2023	2	0	2	0	0	0
8/19/2023	3	0	2	1	0	0
8/20/2023	1	0	1	0	0	0
8/21/2023	7	0	5	2	0	0
8/22/2023	7	0	7	0	0	0
8/23/2023	3	0	1	2	0	0
8/24/2023	8	0	6	2	0	0
8/25/2023	3	0	3	0	0	0
8/26/2023	5	0	5	0	0	0
8/28/2023	2	0	2	0	0	0
8/29/2023	3	0	3	0	0	0
8/30/2023	10	0	9	1	0	0
8/31/2023	4	0	4	0	0	0
Total	128	0	113	15	0	0
Hold Pickup						
8/1/2023	33	0	33	0	0	0
8/2/2023	77	0	72	5	0	0
8/3/2023	60	0	58	2	0	0
8/4/2023	48	0	45	3	0	0
8/5/2023	54	0	52	2	0	0
8/6/2023	18	0	18	0	0	0
8/7/2023	9	0	9	0	0	0
8/8/2023	46	0	44	2	0	0
8/9/2023	63	0	56	7	0	0
8/10/2023	71	0	67	4	0	0
8/11/2023	63	0	59	4	0	0
8/12/2023	56	0	54	2	0	0
8/13/2023	21	0	21	0	0	0

STATISTICS - PHONE NOTICES

8/14/2023	4	0	3	0	0	0
8/15/2023	55	0	55	0	0	0
8/16/2023	61	0	55	6	0	0
8/17/2023	52	0	49	3	0	0
8/18/2023	52	0	50	2	0	0
8/19/2023	42	0	41	1	0	0
8/20/2023	16	0	16	0	0	0
8/21/2023	8	0	7	1	0	0
8/22/2023	42	0	39	3	0	0
8/23/2023	74	0	68	6	0	0
8/24/2023	62	0	59	3	0	0
8/25/2023	60	0	57	3	0	0
8/26/2023	56	0	54	2	0	0
8/27/2023	19	0	19	0	0	0
8/28/2023	5	0	4	1	0	0
8/29/2023	31	0	30	1	0	0
8/30/2023	76	0	71	5	0	0
8/31/2023	50	0	47	3	0	0
Total	1384	0	1312	71	0	0
Grand Total	1965	0	1840	123	0	0