

Yavapai  
Library  
Network  
Monthly Report



September  
2023

## ILS Migration Update

The big news from September is that the Board of Supervisors approved the integrated library system (ILS) that the Evaluation Committee recommended and that the Steering Committee voted to approve, and returned the signed contract the last week of September!

**Who, what, when, where, and why of the migration? Taking these questions not in order...**

**What** is the big change? The YLN has used SirsiDynix's ILS, Symphony, for 13 years. WorkFlows is the staff client we are all familiar with for the day-to-day operations of our libraries. So, **what** is going away? Symphony, WorkFlows, and BlueCloud applications including BlueCloud Analytics are all going away. On a personal note, I've been using SirsiDynix since 1998 when I was the system administrator for Unicorn, the ILS that was predecessor to Symphony. The staff client for both Unicorn and Symphony was called WorkFlows, and has looked and functioned much the same for the last 25 years.

**Who?** Our new ILS is called Koha. Koha is actually one of the two major open-source integrated library systems available, which means that a lot of people are constantly working to improve it. The YLN has chosen to go with the software and support services of ByWater, one of the major providers. ByWater also makes our current online catalog, Aspen, so now our staff catalog and online catalog will both be from the same company. The software will be cloud-based, so we won't have to manage servers on-site for it.

**When?** Our contract with SirsiDynix runs out at the end of this fiscal year, June 30, 2024. We have to have a new integrated library system up and running by then, so expect our **Go Live** date to be on or around **July 1st, 2024!**

**Why** are we making the change from Symphony to something else? In addition to the fact that our contract expires next summer... the Evaluation Committee examined a lot of factors, such as features, technical specifications, user interface, and the company itself. Does the software meet our needs? Does it fulfill the technical specifications? Is it being updated regularly? Is the company forward-thinking and excited about the future? Both the Evaluation Committee and the Steering Committee were excited about the features of Koha as well as the energy and direction of the ByWater team.

**Where?** Okay, where is a stretch... We'll go with 'Here in Yavapai County, at Your Library!'

**What's next?** I will be meeting with someone from ByWater next week, and at that point will have a better idea of the timeline for this big 9-months' long project. Between now and next summer, we will have lots of training opportunities for everyone. I will keep you regularly updated as more information becomes available and as things progress!

Karie Straube  
YLN Administrator  
Karie.straube@yavapaiaz.gov  
928-442-5723

**Prescott Valley Public Library**  
Writer in Residence Workshops



## THE BASICS OF STORYTELLING AND HOW TO COMPLETE A NOVEL: A TEEN WORKSHOP

WANT TO KNOW WHAT STORY BEATS TO INCLUDE IN YOUR NOVEL TO AVOID TOO MANY REWRITES DOWN THE ROAD? LEARN HOW TO CREATE A PROCESS THAT WORKS FOR YOU, FROM THE FIRST FLASH OF AN IDEA ALL THE WAY TO THE END.

SEPTEMBER 16, 1 PM

---



## THE INS & OUTS OF OUTLINING A NOVEL

DID YOU KNOW THERE ARE SEVERAL DIFFERENT WAY TO OUTLINE A NOVEL? COME LEARN ABOUT POTENTIAL METHODS TO HELP AUTHORS FINISH THEIR FIRST DRAFT.

SEPTEMBER 30, 1 PM

# PRIORITIES

## Help Desk

A help desk request, or work order, is the submission of a problem that one encounters during the normal operation of a YLN service. Requests are generally submitted via e-mail to [help@yln.info](mailto:help@yln.info). If a request is submitted via telephone, then a YLN staff person will create the request for the submitter. Help desk requests will always be our highest priority because in some cases a member library employee cannot complete a work function until the issue is resolved.

**Total requests submitted: 74**

**Total requests resolved: 61**

**Total unresolved requests opened this month: 13**

**Total requests still open: 25**



# STATISTICS: HOLDS

HOLDS - September 2023					
Hold Inactive Reason	CANCELLED	EXP_ONSHLF	EXPIRED	FILLED	Total
Pickup Library	Number of Holds	Number of Holds	Number of Holds	Number of Holds	Number of Holds
AFSD				1	1
AJS	3	6		30	39
ASH	11	28		227	266
BAG	2	50		117	169
BCC	31	11	1	443	486
BEA	29	6	10	333	378
BMHS	4	12		15	31
BMMS	2				2
CLA	7	3		75	85
CON	44	6		366	416
COR	42	33		353	428
CRK	1	2		43	46
CSES	1		1	14	16
CTW	277	189	10	2,696	3,172
CVCL	73	97		976	1,146
CVLAB	5			3	8
CVPL	99	95	1	1,066	1,261
CVUSD	2	13		27	42
DEL		5		3	8
DHL	31	10		232	273
ERU	13	8		121	142
GES	2			1	3
GMMS	1	1		2	4
HES	18	4		38	60
HMS		8			8
JER	2			34	36
LES				7	7
LTS	2				2
MAY	32	12		178	222
MES	1	1		17	19
MUHS	3			3	6
PAUL	24	27		451	502
PCL	2	4		20	26
PCM				2	2
PHS				1	1
PPL	1,254	832	37	9,105	11,228
PVA2	152	99	14	1,002	1,267
PVPL	586	533	11	5,494	6,624
SED	250	150	9	2,443	2,852
SEL	43	27		284	354
SPR	20	31		244	295

# STATISTICS: HOLDS

Hold Inactive Reason	CANCELLED	EXP_ONSHLF	EXPIRED	FILLED	Total
Pickup Library	Number of Holds	Number of Holds	Number of Holds	Number of Holds	Number of Holds
TCP	2				2
THS			1		1
VOC	132	74	9	1,234	1,449
WIL	17	1		227	245
YAR	15	9		441	465
YCFLD	3			17	20
YCP	18	19	2	137	176
YCV	9	4		108	121
YCV2	1			7	8
YLN	47	1		2	50
<b>Total</b>	<b>3,313</b>	<b>2,411</b>	<b>106</b>	<b>28,640</b>	<b>34,470</b>

# STATISTICS: TRANSITS

## ITEMS TRANSITED - SEPTEMBER 2023

Station Library	Total	AJS	ASH	BAG	BCC	BEA	BMHS	CLA	CON	COR	CRK	CSES	CTW	CVCL	CVHS
Total	22,210	38	219	154	376	326	30	74	321	366	33	14	2,162	982	2
AJS	60		1			1							6	4	
ASH	224			2	2	5		2	8	4	4		12	10	
BAG	356		5		4	6			4	7			30	13	
BCC	323	2	6	4		10			10	10	1		29	15	
BEA	209	1	1	1	1				5	3		1	14	7	
BMHS	33			1		1			1				1	1	
BMMS	25					1							1	4	
CJES	20		2										1	2	
CLA	214		1		5	1			4	10			20	4	
CON	177			1	3	4		3		5			16	6	
COR	257		6	3	6	5			9				19	15	
CRK	97		4			5			3	1			8	8	
CSES	13												2		
CTW	2,879	2	25	23	66	27	3	10	36	40	1	3		95	
CVCL	803		8	2	8	12	3	3	8	8	1		97		
CVHS	58				4		1						6	2	
CVLAB	13													2	
CVPL	1,349	1	17	14	29	15	3	1	23	13	3	1	152	56	2
CVUSD	68		1	1	1	3				1			3	5	
DHL	169		4	1	1	5			1	7			15	5	
ERU	168			2	3	4				1			9	7	
GES	32				1					1				1	
GHMS	6					1									
GMMS	38	2			1								2	3	
HES	21	1				1	1					1		1	
HMS	33												2		
JER	256		2		3	3	1	1	3	1			21	9	
LES	65		1	2		1				2			4	4	
LTS	21	2										1	1		
LVES	12	2	1										1		
MAY	317		9	5	6	4		1	13	9	1	1	23	13	
MES	33	1											4	5	
MUHS	36												6		
MVES	32			1		1							3	1	
ORME	9												2		
PAUL	142		1	3	4	3				1			7	5	
PCL	170		2		1	1							14	7	
PHS	79			1	3	1	1			1			5	2	
PMH	12					1									
PPL	5,195	17	55	46	103	92	7	25	93	96	10	3	809	330	
PVPL	2,945	4	27	17	59	46	2	9	47	67	4		322	157	
SED	2,623	3	21	16	21	28		6	27	46	5	2	287	91	
SEL	239		7	1	4	2	1	2	6	5	2		14	5	
SPR	227		2	1	4	1	6		3				12	5	
STX	104		1						1				8	3	
SVES	10					1							1	1	
TCP	10							1							
THS	36												5	2	
VOC	349		1		1	7		2	4	3			27	16	
WIL	175		2		8	6		1	1	1			13	7	
YAR	399		4	2	10	8			7	14	1		32	13	
YCFLD	2				2										
YCP	988		2	3	12	13	1	6	1	9		1	90	39	
YCV	79			1				1	3				6	1	

# STATISTICS: TRANSITS

ITEMS TRANSITED - September 2023																	
Station Library																	
Item Library	CVLAB	CVPL	CVUSD	DEL	DHL	ERU	GES	GMMS	HES	HMS	JER	LES	LTS	LVES	MAY	MES	MUHS
Total	5	946	38	17	226	124	2	3	38	8	39	5	1	1	167	19	3
AJS		5			1				1								
ASH		2			4	1										1	
BAG		10	1		2		1		2						9		
BCC		14	1		1	1									3		
BEA		7		1	4	1									3	1	
BMHS		1			1												
BMMS															1		
CJES		2															
CLA		7			3	1									3		
CON		7	1		2	1										1	
COR		24	1		4	2			3						2		
CRK		7			5											1	
CSES																1	
CTW		131	6	2	25	12			5		9	1			26	1	
CVCL		46	1		10	2			3		1				4		
CVHS		1				2											
CVLAB			1														
CVPL	1		2	1	14	4			4		1				12	2	1
CVUSD	2	2								1							
DHL		8														1	
ERU		8			2						1					3	
GES		4															
GHMS																	
GMMS		5															
HES		1															
HMS				9													
JER		11			2	2									2		
LES		3	1						1							1	
LTS																	
LVES		1															
MAY		12			4												
MES									1	1							
MUHS						3											
MVES		1									1				1		
ORME																	
PAUL		6		1	1	1											
PCL		4			1	2				1	3	1					
PHS		3				1											
PMH		2					1		1				1	1			
PPL		306	7	2	65	45		2	3	2	12				37	3	1
PVPL	2	144	9		39	18			8	2		2			17	2	1
SED		80	1		8	14		1	1	1	1	1			16		
SEL		6			8						2				5	1	
SPR		10	2						1						3		
STX		1	3						1						11		
SVES		1									1						
TCP																	
THS		3							1								
VOC		12			3	1			1		1						
WIL		5			6				1						1		
YAR		9			4	1									5		
YCFLD																	
YCP		31	1	1	7	9					6				6		
YCV		3															



# STATISTICS: TRANSITS

ITEMS TRANSITED - SEPTEMBER 2023																	
Station Library																	
Item Library	PAUL	PCL	PHS	PPL	PVA2	PVPL	SED	SEL	SPR	VOC	WIL	YAR	YCFLD	YCP	YCV	YLN	
Total	428	19	1	5,478	115	4,964	1,826	247	283	1,203	233	381	15	124	127	27	
AJS				12		27	2										
ASH	15	1		56		44	22	4	8	7	6	3			1		
BAG	22			89	2	83	37	1	9	6	5	4	3	1			
BCC	16			74	1	51	29	4	9	15	7	8	1	1			
BEA	16			51	3	57	9	1	7	4	9	1					
BMHS	1			9		11	3		1	1							
BMMS				6	1	8	1		2								
CJES				6	2	1	1					1				2	
CLA	8	1		49	2	42	28	3	5	4	4	7			2		
CON	9			46	1	38	13	2	6	3	5	4					
COR	6			45		69	20	3	3	3	1	6	1	1			
CRK	10			12	1	16	6	1	3	4		2					
CSES				4		5										1	
CTW	31	2		1,020	13	755	228	29	18	127	25	59		16	7		
CVCL	6	1		281	5	174	56	3	11	30	6	8		3	2		
CVHS				22		12	3		1	4							
CVLAB				2	1	7											
CVPL	23			403	7	348	103	15	10	39	15	10		2	2		
CVUSD				24	1	15	4		1	1		1			1		
DHL	7			45	1	38	9	7	3	5	2	2	1	1			
ERU	3			57	1	34	14	1		8	3	2		3	2		
GES				12		10	2			1							
GHMS				1		1	1	1				1					
GMMS				7		9	3		1	1						4	
HES	2			5		8											
HMS				11	1	6				1						3	
JER	13			75	4	44	25	1	6	16	1	6		1	3		
LES				17	2	23	2		1								
LTS	1			5	2	5			1		1					2	
LVES				1	1	4										1	
MAY	18			67	1	60	24	4	12	18		9	1	2			
MES				13		6	2										
MUHS	1			13	1	7	1		2	2							
MVES				6	5	10	1									1	
ORME				2		2	3										
PAUL				36		37	14	1	4	10	3	2	1		1		
PCL	6			60		19	23		7	7		1		2	8		
PHS				30		11	8	1	4	5					1	1	
PMH				1		3				1							
PPL	80	5	1		11	1,715	537	81	41	297	61	133	3	35	23	1	
PVPL	48	4		1,263	32		262	41	35	120	33	63	1	31	7		
SED	16	3		828	6	627		18	21	361	20	24		12	9	1	
SEL	13			65	1	37	19		8	10	5	6		4			
SPR	12			66	1	64	13	6		4	3	3		4	1		
STX				25		15	24	1	1	2	1					6	
SVES						2	1	1		1							
TCP				5			2		1	1							
THS				11		12					2						
VOC				78	2	63	113	4	4		1	3		2			
WIL	18			40		38	10	2	4	2		6	1	2			
YAR	14			89	3	99	26	8	12	29	5		1		1	2	
YCFLD																	
YCP	12	2		312		173	109	3	18	49	8	6	1		56	1	
YCV	1			21		19	13		3	4	1			1		1	

# STATISTICS: DISCARDED & ADDED

DISCARDS - SEPTEMBER 2023	
Station Library	Library Use Transactions
AJS	35
ASH	23
BAG	2
BCC	8
BEA	581
BMHS	8
CJES	8
CLA	349
CON	19
COR	232
CRK	30
CSES	1
CTW	276
CVCL	206
CVHS	26
CVLAB	1
CVPL	180
CVUSD	828
DEL	297
ERU	4
GES	2
GMMS	274
HES	325
HMS	156
JER	2
LES	58
LTS	11
MES	2
ORME	14
PCL	119
PHS	181
PPL	1,053
PVA2	1
PVPL	115
SED	942
SEL	164
SUSD	1
SVES	62
THS	11
WIL	81
YAR	3
YCFLD	2
YCP	689
YCV	10
YLN	14
<b>Total</b>	<b>7,406</b>

ITEMS ADDED - SEPTEMBER 2023	
Item Library	Total Copies
AFSD	1
AJS	82
ASH	27
BAG	86
BCC	52
BEA	40
BMHS	186
BMMS	2
CJES	4
CLA	48
CON	26
COR	43
CRK	10
CSES	1
CTW	106
CVCL	120
CVHS	13
CVLAB	17
CVPL	335
CVUSD	100
DEL	2
DHL	28
ERU	70
GES	4
GMMS	5
HES	3
HMS	10
JER	27
LTS	77
MAY	38
MES	31
MUHS	13
MVES	1
ORME	34
PAUL	38
PCL	30
PHS	17
PMH	2
PPL	1240
PVPL	569
SED	393
SEL	38
SPR	27
STX	1
SUSD	1
SVES	18
THS	19
VOC	99
WIL	22
YAR	18
YCP	64
YCV	22
YLN	5
<b>Grand Total</b>	<b>4265</b>

TOTAL ITEMS - SEPTEMBER 2023	
Item Library	Total Copies
AFSD	4,312
AJS	13,926
ASH	5,407
BAG	15,844
BCC	11,629
BEA	11,358
BMHS	30,251
BMMS	7,998
CJES	11,488
CLA	9,074
CON	6,454
COR	6,553
CRK	3,480
CSES	4,552
CTW	85,372
CVCL	28,015
CVHS	15,918
CVLAB	3,972
CVPL	53,462
CVUSD	15,364
DEL	10,807
DHL	5,918
ERU	24,642
GES	12,478
GHMS	9,776
GMMS	9,575
HES	8,733
HMS	20,553
JER	14,311
LAW	1,784
LES	12,690
LTS	14,012
LVES	8,515
MAY	10,596
MES	5,047
MUHS	5,540
MVES	10,011
ORME	8,419
PAUL	7,364
PCL	34,266
PHS	11,395
PMH	9,362
PPL	128,583
PVCV	4,614
PVPL	89,124
SED	60,726
SEL	6,948
SHM	8,056
SPR	5,324
STX	820
SUSD	6,917
SVES	6,734
TCP	1,232
THS	11,187
VOC	4,660
VVAC	3,076
WIL	5,428
YAR	10,083
YAV	4,202
YCC	2,156
YCFLD	59
YCP	57,270
YCV	2,492
YLN	17
<b>Total</b>	<b>1,019,931</b>

# STATISTICS: USERS

## NEW USERS - SEPTEMBER 2023

User Library	Number of Users
AFSD	3
AJS	5
ASH	11
BAG	13
BCC	16
BEA	11
BMHS	11
BMMS	5
CJES	1
CLA	5
CON	5
COR	22
CRK	1
CSES	7
CTW	172
CVCL	70
CVHS	7
CVPL	83
CVUSD	23
DEL	6
DHL	5
ERU	5
GES	3
GHMS	3
GMMS	6
HES	6
HMS	1
JER	1
LES	3
LTS	3
LVES	3
MAY	7
MES	2
MUHS	3
MVES	7
ORME	1
PAUL	21
PCL	5
PHS	17
PMH	10
PPL	347
PVPL	313
SED	100
SEL	13
SPR	4
SVES	4
THS	7
VOC	26
WIL	5
YAR	14
YCP	16
YCV	5
Grand Total	1443

## TOTAL USERS - SEPTEMBER 2023

User Library	Number of Users
AFSD	379
AJS	975
ASH	784
BAG	659
BCC	834
BEA	1,219
BMHS	3,030
BMMS	538
CANON	5
CJES	743
CLA	522
CON	581
COR	941
CRK	142
CSES	955
CTW	10,022
CVCL	4,474
CVHS	1,428
CVLAB	25
CVPL	5,037
CVUSD	2,426
DEL	572
DHL	526
ERU	6,882
GES	829
GHMS	693
GMMS	676
HES	533
HMS	602
JER	183
LAW	1
LES	617
LTS	1,299
LVES	666
MAY	739
MES	1,080
MUHS	1,774
MVES	603
ORME	336
PAUL	758
PCL	4,039
PHS	2,055
PMH	966
PPL	25,332
PVA2	1
PVCV	18
PVPL	17,139
SED	8,164
SEL	628
SHM	2
SPR	575
SUSD	268
SVES	64
TCP	17
TECC	4
THS	765
VOC	1,536
WIL	205
YAR	540
YAV	1

YCC	1
YCFLD	11
YCP	1,265
YCV	699
YLN	20
Total	119,403

# STATISTICS: BILLS

PATRON BILLS - September 2023			
Bill Library Code	# of Bills	Bill Amount	Bill Payment Amount
<b>Total</b>	<b>164</b>	<b>\$1,601.54</b>	<b>\$1,599.54</b>
AJS	2	\$14.00	\$14.00
ASH	5	\$91.75	\$91.75
BCC	3	\$35.00	\$35.00
BEA	3	\$45.98	\$45.98
BMHS	3	\$9.00	\$9.00
CTW	17	\$26.00	\$26.00
CVCL	4	\$69.00	\$69.00
CVPL	11	\$30.35	\$28.35
CVUSD	1	\$25.00	\$25.00
DEL	8	\$95.99	\$95.99
ERU	1	\$28.99	\$28.99
GHMS	1	\$10.00	\$10.00
GMMS	2	\$0.90	\$0.90
HES	2	\$18.00	\$18.00
MUHS	16	\$19.35	\$19.35
PHS	1	\$0.70	\$0.70
PPL	35	\$532.20	\$532.20
PVPL	13	\$291.94	\$291.94
SED	26	\$145.59	\$145.59
SPR	2	\$10.00	\$10.00
VOC	3	\$15.30	\$15.30
YAR	2	\$15.00	\$15.00
YCP	3	\$71.50	\$71.50



# STATISTICS: CIRCULATION

## CIRCULATION - SEPTEMBER 2023

Station Library	Client Types	Charge Item Part B	Renew Item	Grand Total
AJS	None	1		1
	WorkFlows	1030	118	1148
	Aspen		7	7
AJS Total		1031	125	1156
ASH	SIP	579	1	580
	WorkFlows	58	198	256
	Aspen		4	4
ASH Total		637	203	840
BAG	None	9		9
	SIP	389	3	392
	WorkFlows	62	437	499
BAG Total		460	440	900
BCC	None	2		2
	SIP	744	3	747
	WorkFlows	179	367	546
BCC Total		925	370	1295
BEA	None	42		42
	WorkFlows	1274	487	1761
	Aspen		22	22
BEA Total		1316	509	1825
BMHS	WorkFlows	75	396	471
	Aspen		30	30
BMHS Total		75	426	501
BMMS	WorkFlows	164	63	227
	Aspen		4	4
BMMS Total		164	67	231
CJES	WorkFlows	1695	229	1924
CJES Total		1695	229	1924
CLA	None	1		1
	SIP	183	1	184
	WorkFlows	68	97	165
CLA Total		252	98	350
CON	None	7		7
	SIP	678	5	683
	WorkFlows	93	135	228
	Aspen		8	8
CON Total		778	148	926
COR	None	14		14
	SIP	466		466
	WorkFlows	375	299	674
	Aspen		3	3
COR Total		855	302	1157
CRK	None	60		60
	WorkFlows	142	41	183
CRK Total		202	41	243
CSES	WorkFlows	363	9	372
CSES Total		363	9	372
CTW	None	76		76
	SIP	9260	292	9552
	WorkFlows	279	4238	4517
	Aspen		329	329
CTW Total		9615	4859	14474
CVCL	None	55		55
	SIP	2555	11	2566
	WorkFlows	1303	1647	2950
	Aspen		158	158

CVCL Total		3913	1816	5729
CVHS	WorkFlows	124	8	132
	Aspen		6	6
CVHS Total		124	14	138
CVLAB	WorkFlows	873	4	877
CVLAB Total		873	4	877
CVPL	None	60		60
	SIP	1297	20	1317
	WorkFlows	2675	2315	4990
	Aspen		174	174
CVPL Total		4032	2509	6541
CVUSD	None	1		1
	SIP	405	11	416
	WorkFlows	52	70	122
	Aspen		2	2
CVUSD Total		458	83	541
DEL	None	1		1
	WorkFlows	1808	286	2094
DEL Total		1809	286	2095
DHL	None	2		2
	SIP	23		23
	WorkFlows	408	131	539
	Aspen		2	2
DHL Total		433	133	566
ERU	None	3		3
	SIP	92	3	95
	WorkFlows	2224	157	2381
	Aspen		10	10
ERU Total		2319	170	2489
GES	WorkFlows	1291	226	1517
GES Total		1291	226	1517
GHMS	WorkFlows	41	1	42
GHMS Total		41	1	42
GMMS	WorkFlows	287	127	414
GMMS Total		287	127	414
HES	WorkFlows	1348	208	1556
HES Total		1348	208	1556
HMS	WorkFlows	364	86	450
HMS Total		364	86	450
JER	WorkFlows	86	124	210
JER Total		86	124	210
LAW	Aspen		1	1
LAW Total			1	1
LES	WorkFlows	1184	534	1718
LES Total		1184	534	1718
LTS	WorkFlows	1240	94	1334
LTS Total		1240	94	1334
LVES	WorkFlows	906	64	970
LVES Total		906	64	970
MAY	None	3		3
	SIP	497	2	499
	WorkFlows	162	235	397
	Aspen		4	4
MAY Total		662	241	903
MES	WorkFlows	806	121	927
MES Total		806	121	927
MUHS	WorkFlows	43	211	254
MUHS Total		43	211	254
MVES	WorkFlows	993	149	1142
MVES Total		993	149	1142
PAUL	None	6		6

# STATISTICS: CIRCULATION

	WorkFlows	939	415	1354
PAUL Total		945	415	1360
PCL	None	1		1
	WorkFlows	110	37	147
	Aspen		4	4
PCL Total		111	41	152
PHS	WorkFlows	8	3	11
PHS Total		8	3	11
PMH	WorkFlows	247	208	455
PMH Total		247	208	455
PPL	None	1275		1275
	SIP	21481	903	22384
	WorkFlows	10014	13209	23223
	Aspen		2106	2106
PPL Total		32770	16218	48988
PVA2	None	94		94
	WorkFlows	1		1
PVA2 Total		95		95
PVPL	None	735		735
	SIP	20266	715	20981
	WorkFlows	266	10264	10530
	Aspen		918	918
PVPL Total		21267	11897	33164
SED	None	112		112
	SIP	6437	43	6480
	WorkFlows	1115	2757	3872
	Aspen		748	748
SED Total		7664	3548	11212
SEL	None	3		3
	WorkFlows	1036	284	1320
	Aspen		2	2
SEL Total		1039	286	1325
SPR	None	8		8
	SIP	126	12	138
	WorkFlows	301	101	402
	Aspen		2	2
SPR Total		435	115	550
SUSD	WorkFlows		2	2
SUSD Total			2	2
SVES	WorkFlows	61	5	66
	Aspen		1	1
SVES Total		61	6	67
THS	WorkFlows	1598	24	1622
THS Total		1598	24	1622
VOC	None	40		40
	SIP	1760	17	1777
	WorkFlows	212	468	680
VOC Total		2012	485	2497
WIL	SIP	380	5	385
	WorkFlows	47	134	181
	Aspen		2	2
WIL Total		427	141	568
YAR	None	1		1
	SIP	638	1	639
	WorkFlows	419	298	717
	Aspen		3	3
YAR Total		1058	302	1360
YCFLD	WorkFlows	15	7	22
	Aspen		353	353
YCFLD Total		15	360	375
YCP	None	1		1

	SIP	357	30	387
	WorkFlows	52	353	405
	Aspen		45	45
YCP Total		410	428	838
YCV	SIP	62		62
	WorkFlows	115	70	185
YCV Total		177	70	247
YLN	WorkFlows	28	1	29
	Aspen		317	317
YLN Total		28	318	346
Grand Total		111947	49895	161842

CIRCULATION USE ITEM - SEPTEMBER 2023	
Station Library	Use Item Transactions
CTW	271
CVUSD	328
ERU	1
PCL	4
SED	88
SPR	365
VOC	12
YCP	78

# STATISTICS: CHECKINS

CHECKINS - SEPTEMBER 2023	
Station Library	Total Checkins
AJS	1,068
ASH	724
BAG	516
BCC	849
BEA	1,519
BMHS	196
BMMS	197
CJES	1,682
CLA	255
CON	743
COR	949
CRK	221
CSES	459
CTW	10,385
CVCL	4,518
CVHS	94
CVLAB	917
CVPL	4,468
CVUSD	3,740
DEL	2,244
DHL	458
ERU	2,693
GES	1,375
GHMS	69
GMMS	321
HES	1,562
HMS	327
JER	157
LES	1,462
LTS	1,114
LVES	824
MAY	714
MES	823
MUHS	97
MVES	999
ORME	50
PAUL	880
PCL	191
PHS	31
PMH	212
PPL	34,309
PVPL	21,561
SED	9,040
SEL	1,104
SPR	459
STX	2
SUSD	2
SVES	538
TCP	3
THS	1,485
VOC	2,201
WIL	395

YAR	1,019
YCFLD	83
YCP	1,101
YCV	788
YLN	205
Total	124,398

# STATISTICS: OPAC

<b>Library</b>	<b>Total</b>
Default	11,428
CTW	13,087
CVCL	6,738
CVPL	2,660
Elementary	4,709
ERU	2,494
High	706
JER	220
Middle	224
PCL	1628
PPL	49,881
PVPL	33,629
SED	22,240
YCFLD	10,037
YCP	7,984



# STATISTICS: OVERDRIVE

<b>USAGE TYPE: ALL DOCUMENTS</b>			
<b>USER ACTIVITY</b>			
<b>UNIQUE USERS: 6069</b>			
<b>CHECKOUTS</b>		<b>HOLDS</b>	
Audiobook	12117	Audiobook	4672
eBook	12810	eBook	4891
Magazine	2939		

<b>BRANCH</b>	<b>CHECKOUTS</b>
YLN-Prescott	11368
YLN-Prescott Valley	5216
YLN-Cottonwood	2812
YLN-Sedona	2294
YLN-Chino Valley	1230
YLN-Camp Verde	1003
YLN-Sedona - Village of Oak Creek	711
YLN-Yavapai College	328
YLN-Dewey-Humboldt Town	221
YLN-Clark Memorial	203
YLN-Congress	167
YLN-Mayer	157
YLN-Black Canyon City	152
YLN-Yarnell	127
YLN-Embry-Riddle	122
YLN-Paulden	121
YLN-Seligman	108
YLN-Cordes Lakes	94
YLN-Bagdad	90
YLN-Beaver Creek	57
YLN-Ash Fork	43
YLN-Yavapai Schools	42
YLN-Jerome	38
YLN-Wilhoit	35
YLN-Prescott College	32
YLN-Crown King	9
YLN-Spring Valley	8
YLN-Yavapai County Free District	1


# STATISTICS: OVERDRIVE RLA

CONSORTIUM	Total	audiobook	ebook	videos
Amphitheater Public Schools	4	0	4	0
Apache County Library District	57	42	15	0
Cochise County Library District	129	89	40	0
Flagstaff City-Coconino County Public Library	122	79	43	0
Gila County Library District	14	11	3	0
Little Libraries That Could	16	4	12	0
Navajo County Library District	62	44	18	0
Pima County Public Library	488	262	226	0
Southwest Valley Library Consortium	25	13	12	0
Tempe Public Library	76	37	39	0
Yavapai School Library Collection	63	18	45	0
Yuma County Library District	45	18	27	0
<b>Grand Total</b>	<b>1309</b>	<b>707</b>	<b>598</b>	<b>0</b>

Yavapai Patron Checkouts from other RLA Systems: 3353



# STATISTICS: ONLINE USAGE



Books Opened	6106
Time Read (hours)	1012.91
Avg Time per Book (min)	54.75
Avg Time per Session (min)	32.25
Avg Time per User (min)	24.75
Unique Users	992



Library	Total Titles Used	Total Unique Users	Total Book Downloads	Total Chapter Downloads	Top 5 Most Used Subjects
TOTAL	463	383	78	176	Religion, Social Science, Juvenile Literature, Literature, Fine Arts




Logins	1257
Holds Placed	4710

(loginToLiDA/placeHold)

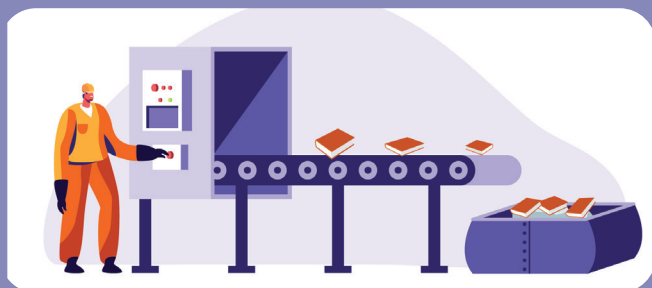
# STATISTICS: ONLINE USAGE



TOTAL SESSIONS	300
Mobile Sessions	157
Avg Learning Time (min)	18.58



Month	# Programs Happening	# of Users Visiting
September	515	1900



AMH Sorter [Ethel]	
Items/Month	54067



## SMS Notices

Hold Notice	4980
Manual Text	49
Overdue Notice	2805

Ash Fork Public Library	105
Bagdad Public Library	83
Black Canyon City Community Library	18
Beaver Creek Public/School Library	17
Clark Memorial Library	22
Congress Public Library	96
Cordes Lakes Public Library	105
Crown King Public Library	6
Cottonwood Public Library	839
Camp Verde Community Library	162
Chino Valley Public Library	170
Dewey-Humboldt Town Library	39
Embry-Riddle Aeronautical University Library	6
Jerome Public Library	10
Mayer Public Library	39
Paulden Public Library	70
Prescott Public Library	2197
Prescott Valley Public Library	1002
Sedona Public Library	253
Seligman Public Library	12
Spring Valley Library	7
SPL in the Village	77
Wilhoit Public Library	23
Yarnell Public Library	41
Yavapai College - Prescott	51
Yavapai College - Verde	13

# STATISTICS - PHONE NOTICES

Date	Sent	Opt-Out	Successful	Failed	Clicks	Opens
1st Overdue						
9/1/2023	16	0	16	0	0	0
9/2/2023	18	0	17	1	0	0
9/3/2023	10	0	7	2	0	0
9/4/2023	3	0	3	0	0	0
9/5/2023	2	0	2	0	0	0
9/6/2023	29	0	27	2	0	0
9/7/2023	30	0	25	5	0	0
9/8/2023	19	0	17	2	0	0
9/9/2023	23	0	22	1	0	0
9/10/2023	9	0	7	2	0	0
9/11/2023	6	0	6	0	0	0
9/12/2023	15	0	12	3	0	0
9/13/2023	18	0	16	2	0	0
9/14/2023	18	0	18	0	0	0
9/15/2023	14	0	12	2	0	0
9/16/2023	18	0	16	2	0	0
9/17/2023	11	0	10	1	0	0
9/18/2023	2	0	2	0	0	0
9/19/2023	8	0	7	1	0	0
9/20/2023	21	0	21	0	0	0
9/21/2023	16	0	15	1	0	0
9/22/2023	18	0	17	1	0	0
9/23/2023	16	0	16	0	0	0
9/24/2023	11	0	9	2	0	0
9/25/2023	4	0	4	0	0	0
9/26/2023	3	0	3	0	0	0
9/27/2023	18	0	16	2	0	0
9/28/2023	14	0	13	1	0	0
9/29/2023	17	0	16	1	0	0
9/30/2023	9	0	9	0	0	0
<b>Total</b>	<b>416</b>	<b>0</b>	<b>381</b>	<b>34</b>	<b>0</b>	<b>0</b>
Final Overdue						
9/1/2023	5	0	5	0	0	0
9/2/2023	2	0	2	0	0	0
9/3/2023	3	0	3	0	0	0



# STATISTICS - PHONE NOTICES

9/4/2023	4	0	4	0 0	0
9/5/2023	9	0	9	0 0	0
9/6/2023	8	0	7	1 0	0
9/7/2023	3	0	3	0 0	0
9/8/2023	8	0	8	0 0	0
9/9/2023	2	0	1	1 0	0
9/11/2023	4	0	3	1 0	0
9/12/2023	8	0	4	4 0	0
9/13/2023	6	0	5	1 0	0
9/14/2023	5	0	5	0 0	0
9/15/2023	6	0	6	0 0	0
9/16/2023	3	0	2	1 0	0
9/17/2023	2	0	2	0 0	0
9/18/2023	2	0	1	1 0	0
9/19/2023	7	0	5	2 0	0
9/20/2023	11	0	10	1 0	0
9/21/2023	5	0	5	0 0	0
9/22/2023	6	0	6	0 0	0
9/23/2023	3	0	1	2 0	0
9/24/2023	2	0	2	0 0	0
9/25/2023	5	0	4	1 0	0
9/26/2023	5	0	4	1 0	0
9/27/2023	8	0	7	1 0	0
9/28/2023	5	0	4	1 0	0
9/29/2023	5	0	4	1 0	0
9/30/2023	7	0	6	1 0	0
<b>Total</b>	<b>149</b>	<b>0</b>	<b>128</b>	<b>21 0</b>	<b>0</b>
<b>Hold Pickup</b>					
9/1/2023	57	0	57	0 0	0
9/2/2023	51	0	49	2 0	0
9/3/2023	16	0	15	1 0	0
9/4/2023	7	0	7	0 0	0
9/6/2023	54	0	51	3 0	0
9/7/2023	79	0	73	5 0	0
9/8/2023	69	0	62	7 0	0
9/9/2023	63	0	61	2 0	0
9/10/2023	19	0	16	3 0	0
9/11/2023	8	0	8	0 0	0
9/12/2023	39	0	35	4 0	0
9/13/2023	81	0	71	10 0	0
9/14/2023	58	0	51	7 0	0
9/15/2023	69	0	66	3 0	0

# STATISTICS - PHONE NOTICES

9/16/2023	33	0	30	2	0	0
9/17/2023	5	0	4	1	0	0
9/18/2023	9	0	9	0	0	0
9/19/2023	40	0	39	1	0	0
9/20/2023	70	0	62	8	0	0
9/21/2023	72	0	69	3	0	0
9/22/2023	60	0	53	7	0	0
9/23/2023	40	0	37	3	0	0
9/24/2023	10	0	9	1	0	0
9/25/2023	8	0	7	1	0	0
9/26/2023	36	0	34	2	0	0
9/27/2023	66	0	62	3	0	0
9/28/2023	52	0	47	4	0	0
9/29/2023	51	0	46	5	0	0
9/30/2023	44	0	41	3	0	0
<b>Total</b>	<b>1266</b>	<b>0</b>	<b>1171</b>	<b>91</b>	<b>0</b>	<b>0</b>
<b>Grand Total</b>	<b>1831</b>	<b>0</b>	<b>1680</b>	<b>146</b>	<b>0</b>	<b>0</b>