

Yavapai
Library
Network
Monthly Report



October
2023

MANAGER'S LOWDOWN

Greetings!

The big news for October was the addition of Cañon Elementary School to the YLN. The process of adding a library's collection to the Network is quite interesting. Eighteen libraries have joined the Network in the last four years, and they've all taken one of three routes.

- One way is to catalog the materials one-by-one. This is a slow process and only done if the library's collection hasn't been in an integrated library system (ILS) before, or if a significant portion of the data is missing. Four schools and one special library were added this way in recent years.

- The second way is the fastest. If a library already has 14-digit barcode numbers and is in another ILS, then its bib records can be imported into Symphony and no change is necessary to the physical materials. Two school libraries were added this way and it only took a matter of days.

- The third way happens most often. It involves data manipulation and days spent on-site replacing short old barcodes with new 14-digit ones along with RFID tagging the materials. This approach was taken with the rest of the recent libraries added into the YLN.

For anyone interested in the process, here are the details of this third approach:

- First, a meeting takes place to discuss setting up the circulation and cataloging profiles. Library District staff look at the collections on the shelves together with staff from the onboarding library to determine home locations, item types, and so on.

- Second, the records are exported from the prior ILS. Chanel transforms the data to make it compatible with Symphony. She makes a first pass at assigning item information such as type and categories, then transfers an Excel file to me. I go through the file and fill in the rest of the item categories, then give the file back to Chanel for loading into our system. She also matches each of the old barcode numbers with new 14-digit barcodes compatible with Symphony.

- Third, Library District staff go to the library with portable suitcases containing RFID tagging machines, rolls of RFID tags, stacks of 14-digit barcode sheets, and print-outs show-

ing the old and new barcode numbers and other identifying information. Our staff finds each book on the sheet and places its new barcode on the item. A second pass through the collection is taken to RFID tag each item. This process always results in stragglers, items which aren't in the system and must be cataloged on-site and items in the wrong place that have to be hunted down. Once all the stragglers are taken care of, the collection is in the system!



At Cañon Elementary School we took the additional step of relabeling the spine labels to make them read horizontally like the other schools'. This will make it easier for the materials to be cataloged in the future. We brought both of our automatic tape dispensers, which were invaluable for cutting 4700+ pieces of tape!

Welcome, Cañon Elementary School!

Karie



John Clark

Yavapai College - Verde

Yavapai College Library in Verde Valley has put their books and DVDs that can still be checked out and sent throughout the district into a category called "Storage." Don't be confused by this. We are still able to send patrons the books they need through the regular courier methods.

Yavapai College - Prescott

Spanish Cafe on November 15 from noon - 1pm in the Magazine and Newspaper Area



**Let's
Laugh &
Play with
Friends**

**VERDE VALLEY
GAME
CON**

**SATURDAY
NOV. 25**

AT CAMP VERDE COMMUNITY LIBRARY
GAMING STARTS AT: 09:00AM

**BOARD GAMES - DUNGEONS & DRAGONS
CARD GAMES - VIDEO GAMES - E-SPORTS
MINIATURE WAR GAMES**

More Information: 928-554-8390
zachary.garcia@campverde.az.gov

CCL

PRIORITIES

Help Desk

A help desk request, or work order, is the submission of a problem that one encounters during the normal operation of a YLN service. Requests are generally submitted via e-mail to help@yln.info. If a request is submitted via telephone, then a YLN staff person will create the request for the submitter. Help desk requests will always be our highest priority because in some cases a member library employee cannot complete a work function until the issue is resolved.

Total requests submitted: 42

Total requests resolved: 32

Total unresolved requests opened this month: 10

Total requests still open: 26



STATISTICS: HOLDS

HOLDS - October 2023					
Hold Inactive Reason	CANCELLED	EXP_ONSHLF	EXPIRED	FILLED	Total
Pickup Library	Number of Holds	Number of Holds	Number of Holds	Number of Holds	Number of Holds
AFSD	1				1
AJS	2	3		21	26
ASH	10	17	1	322	350
BAG	2	44	1	55	102
BCC	70	19		416	505
BEA	46	11	5	323	385
BMHS		6		12	18
BMMS				1	1
CJES	4			5	9
CLA	6	6		103	115
CON	35	14		303	352
COR	42	29		284	355
CRK		1		52	53
CSES				7	7
CTW	240	185	17	2,740	3,182
CVCL	98	99	20	1,050	1,267
CVPL	121	94	1	1,159	1,375
CVUSD	1	14	1	11	27
DEL		5		5	10
DHL	17	11	1	239	268
ERU	24	14	1	134	173
GES				2	2
HES	6	13		9	28
HMS	1	2			3
JER	1	8		63	72
LES				9	9
MAY	80	18		285	383
MES				6	6
MUHS	1			3	4
MVES				1	1
PAUL	35	15	1	341	392
PCL	6	14		29	49
PCM	3				3
PHS				4	4
PPL	1,239	841	50	8,743	10,873
PVA2	200	54	5	1,089	1,348
PVPL	640	543	25	5,013	6,221
SED	270	202	4	2,431	2,907
SEL	29	23	1	237	290
SPR	67	12		208	287

STATISTICS: HOLDS

Hold Inactive Reason	CANCELLED	EXP_ONSHLF	EXPIRED	FILLED	Total
Pickup Library	Number of Holds	Number of Holds	Number of Holds	Number of Holds	Number of Holds
TCP	1				1
THS				2	2
VOC	119	78	3	1,220	1,420
WIL	13	5		189	207
YAR	54	11	4	378	447
YCFLD	12	2		21	35
YCP	37	21	3	116	177
YCV	12			84	96
YCV2	1			7	8
YLN	61				61
Total	3,607	2,434	144	27,732	33,917

STATISTICS: TRANSITS

ITEMS TRANSITED - OCTOBER 2023

Station Library	Total	AJS	ASH	BAG	BCC	BEA	BMHS	BMMS	CJES	CLA	CON	COR	CRK	CSES	CTW	CVCL
Total	21,386	31	292	70	399	331	22	3	8	104	277	248	46	7	2,179	1,037
AFSD	13															2
AJS	55				1	1						1			5	8
ASH	230				1	3			1	1	5	3	1		21	6
BAG	335	1	1		1	6					7	2			24	23
BCC	340		9			11			2	1	5	9			23	16
BEA	253	1	6	1	2					2	4	1			25	13
BMHS	31														3	1
BMMS	21														2	4
CJES	26					1									1	4
CLA	200		5	1	7	4					1	1			20	4
CON	147		2		3		1					2			14	9
COR	257		5	1	7	5			1	1	9		2	1	18	12
CRK	110					2					3	6			4	4
CSES	23	1							2						1	
CTW	2,590	2	26	4	66	27	2			10	33	27	4			127
CVCL	747	2	11	3	16	8	1			3	7	7			90	
CVHS	46					1					2				5	
CVLAB	21															2
CVPL	1,258		15	4	29	12				5	17	8	5	1	134	58
CVUSD	66		1	1	1	1									7	8
DEL	8															4
DHL	172	1	4		1	1				2	1	2	1		24	7
ERU	152		3	1	1	3	1			2	1	1			11	2
GES	18			2				2							4	1
GHMS	14										1				1	
GMMS	7					1									1	
HES	10														2	
HMS	27			1		11									1	1
JER	183				3	1				1	1				18	5
LES	34			1		1									1	1
LTS	13	1														1
LVES	7														1	
MAY	333		3	1	5	7				3	6	7			25	11
MES	19					1									1	
MUHS	31		1												5	2
MVES	21					1										
ORME	1															
PAUL	171		6		6	2				1	1				16	7
PCL	173		3	1		2				1		1			14	5
PHS	81			1	2						1	2			11	4
PMH	12						1									2
PPL	5,110	12	81	26	115	94	9			36	90	82	18	1	785	340
PVPL	2,894	6	48	12	50	45	6	1	2	19	30	41	5	1	334	140
SED	2,595	3	28	2	44	32				7	22	22	4	2	317	91
SEL	212		7			6				1	9	6	1		16	11
SPR	241		5		11	5							1		12	11
STX	71		1	1		1						1			5	3
SUSD	13						1								1	
SVES	15					3									2	
TCP	9											1				
THS	32	1													6	1
VOC	348		2	1	1	3				1	3	6	2		18	16
WIL	179		1	1	4	5					7	3	1	1	18	7
YAR	401		3		9	8				3	6	2	1		24	22
YCFLD	1				1											
YCP	942		15	3	11	13				4	3	4			104	40
YCV	67			1	1	3					2				4	1

STATISTICS: TRANSITS

ITEMS TRANSITED - OCTOBER 2023

Station Library																	
Item Library	CVLAB	CVPL	CVUSD	DEL	DHL	ERU	GES	GMMS	HES	HMS	JER	LES	MAY	MES	MUHS	MVES	PAUL
Total	2	1,047	25	13	218	141	2	1	14	2	80	8	284	6	3	2	331
AFSD																	
AJS		1											1				1
ASH		10		2	4	1							2				7
BAG		15	2		6	2							4				9
BCC		11			3	2							2				16
BEA		14			3	1						1	6				8
BMHS		5											2				
BMMS		1			1						1		1		1		
CJES			1														
CLA		4			2						1		4				7
CON		5			2						1		6				8
COR		15			1	1							2				7
CRK		6	1			2							5				5
CSES		2															
CTW		130			31	9			1		6		47	1			34
CVCL		36	1		4	4			1		1	1	7				13
CVHS		1									1						1
CVLAB		2	1										1				
CVPL				1	13	8	1		2		1	2	16	2			24
CVUSD	2	4															
DEL																	
DHL		3				1							1				9
ERU		4											2				
GES		1							1								
GHMS						1	1				1				1		1
GMMS		1		1	1												
HES				1													2
HMS				3					1								
JER		5			2	4							1	1			2
LES		2											1				
LTS																	1
LVES																	
MAY		15		1	5				1								9
MES											1						1
MUHS		1															
MVES																	1
ORME																	
PAUL		5			2	1							3				
PCL		7			1	1					4						3
PHS		6			1	1					1		1				1
PMH		1									1						
PPL		362	6	2	67	48		1	3	1	32	2	75	2	1	2	59
PVPL		187	6	1	32	31			3		13		39				34
SED		102	3		12	10					2		23				18
SEL		8	1		6						4		1	1			4
SPR		11			1	2							7				16
STX					3								3				1
SUSD		1		1													
SVES																	
TCP																	
THS		1	2														2
VOC		15			2				1		1		2				4
WIL		6			2	1					2		10				5
YAR		16	1		4	6							4				13
YCFLD																	
YCP		24			6	4				1	6		6				5
YCV		1			1												

STATISTICS: TRANSITS

ITEMS TRANSITED - OCTOBER 2023

Station Library																	
Item Library	PCL	PHS	PPL	PVA2	PVPL	SED	SEL	SPR	STX	THS	VOC	WIL	YAR	YCFLD	YCP	YCV	YLN
Total	52	4	5,206	79	4,601	1,774	229	273	1	2	1,171	190	337	19	113	96	6
AFSD			6		4	1											
AJS			10		16	3		3			3		1				
ASH			63		58	15	2	9			10	2	3				
BAG			87		83	25	2	14			8	5	7		1		
BCC			93	4	72	20	7	10			11	5	4	1	3		
BEA			68	1	54	15	2	5			11	2	1	2	3	1	
BMHS			9		4	4		1			1	1					
BMMS			3		6							1					
CJES			4		11	2							2				
CLA			49	1	50	16		2			12	5	3			1	
CON			28	1	35	10	3	5			6	3	1		2		
COR			54		61	20	5	6			11	3	5	2	1	1	
CRK			20		33	5	4	4			3	1	2				
CSES			10		2	2		1			2						
CTW	6		931	4	654	198	17	13			91	22	48		14	5	
CVCL	2		225	1	163	54	7	7		1	43	4	15		1	5	3
CVHS			16		11	5		2			1						
CVLAB			7	1	5	1					1						
CVPL	4		369		323	97	13	18			43	12	11		9	1	
CVUSD			23		13	1		1			1	2					
DEL			3												1		
DHL			37	2	44	8	3	6			7	2	3	1		1	
ERU			49	1	26	25	1	2			8	1	1		3	3	
GES			2		2	3											
GHMS			3		2	2											
GMMS			1		1												
HES				4							1						
HMS			5		1	1		2									
JER			46		60	14	1	2			8	2	2		4		
LES			13		10	4											
LTS				1	8	1											
LVES			4		2												
MAY	1		88	2	72	23	7	10			11	10	3	2	5		
MES			7		4	2	1									1	
MUHS			11		7	3					1						
MVES			9	1	6	2							1				
ORME			1														
PAUL			47		41	13	1	4			5	1	5	1	3		
PCL			56		27	35		3			7		1		1		
PHS			20		10	10		1			5		2			1	
PMH			1	1	3	2											
PPL	19	3		15	1,502	568	78	55	1		320	45	108	4	24	14	2
PVPL	8		1,278	24		242	27	23			105	23	49	1	21	7	
SED	9	1	793	9	582		23	17		1	344	19	34	1	12	5	1
SEL			53		34	19		9			11	2	2				
SPR			61	1	64	15	3				8	2	3	1	1		
STX			24		16	11						1					
SUSD			3		4	1											1
SVES			4		5	1											
TCP			2	1	2	1		2									
THS			5		10	2					2						
VOC			72	1	70	117	1	1				3	1		3	1	
WIL			41	1	35	10	3	7			4		3	1			
YAR	1		110	3	93	20	7	22			17	6					
YCFLD																	
YCP	2		262	3	182	114	11	6			45	4	14	2		48	
YCV			20		14	11					4	1	2		1		

STATISTICS: DISCARDED & ADDED

DISCARDS - OCTOBER 2023	
Station Library	Library Use Transactions
AJS	41
ASH	2
BAG	74
BCC	16
BEA	278
BMHS	92
BMMS	1
CJES	203
CLA	206
CON	27
COR	78
CRK	82
CSES	1
CTW	193
CVCL	34
CVHS	4
CVLAB	1
CVPL	19
CVUSD	455
DEL	68
DHL	2
GES	15
JER	56
LES	17
MAY	70
MES	3
PAUL	1
PCL	63
PHS	19
PMH	1
PPL	628
PVPL	184
SED	876
SEL	1
SVES	188
THS	23
VOC	6
WIL	75
YAR	116
YCFLD	20
YCP	235
YCV	12
YLN	20
Total	4,506

ITEMS ADDED - OCTOBER 2023	
Item Library	Total Copies
AJS	60
ASH	33
BAG	42
BCC	50
BEA	63
BMHS	56
BMMS	1
CANON	4760
CON	26
COR	41
CRK	10
CSES	13
CTW	142
CVCL	266
CVHS	7
CVLAB	148
CVPL	225
CVUSD	84
DEL	1
DHL	29
ERU	68
GES	68
GMMS	2
HES	28
HMS	2
JER	20
LTS	1
LVES	51
MAY	84
MES	57
MUHS	1
MVES	5
PAUL	55
PCL	27
PHS	7
PPL	1025
PVPL	606
SED	488
SEL	19
SPR	1
TCP	1
VOC	75
WIL	19
YAR	27
YCFLD	22
YCP	13
YCV	51
YLN	1
Grand Total	8881

TOTAL ITEMS - OCTOBER 2023	
Item Library	Total Copies
AFSD	4,321
AJS	13,951
ASH	5,423
BAG	15,770
BCC	11,691
BEA	11,068
BMHS	30,277
BMMS	8,042
CANON	4,841
CJES	11,224
CLA	8,861
CON	6,455
COR	6,515
CRK	3,396
CSES	4,598
CTW	85,195
CVCL	28,182
CVHS	15,928
CVLAB	4,124
CVPL	53,644
CVUSD	14,752
DEL	10,695
DHL	5,947
ERU	24,689
GES	12,456
GHMS	9,789
GMMS	9,555
HES	8,533
HMS	20,488
JER	14,255
LAW	1,784
LES	12,711
LTS	14,008
LVES	8,532
MAY	10,618
MES	5,105
MUHS	5,528
MVES	10,010
ORME	8,414
PAUL	7,420
PCL	34,219
PHS	11,394
PMH	9,295
PPL	128,926
PVCV	4,614
PVPL	88,499
SED	60,272
SEL	6,960
SHM	8,056
SPR	5,318
STX	831
SUSD	6,913
SVES	6,550
TCP	1,232
THS	11,113
VOC	4,717
VVAC	3,076
WIL	5,404
YAR	9,989
YAV	4,202
YCC	2,156
YCFLD	75
YCP	57,039
YCV	2,533
YLN	14
Total	1,022,192

STATISTICS: USERS

NEW USERS - OCTOBER 2023

User Library	Number of Users
AFSD	44
AJS	6
ASH	16
BAG	10
BCC	15
BEA	12
BMHS	5
BMMS	7
CANON	136
CJES	2
CLA	3
CON	12
COR	16
CSES	8
CTW	191
CVCL	90
CVHS	6
CVPL	63
CVUSD	7
DEL	6
DHL	14
ERU	6
GES	4
GHMS	3
GMMS	5
HMS	4
JER	9
LES	10
LTS	4
LVES	7
MAY	16
MES	4
MUHS	6
MVES	5
ORME	2
PAUL	15
PCL	2
PHS	7
PMH	10
PPL	390
PVPL	286
SED	82
SEL	9
SPR	3
THS	1
VOC	26
YAR	6
YCP	14
YCV	3
Grand Total	1608

TOTAL USERS - OCTOBER 2023

User Library	Number of Users
AFSD	427
AJS	982
ASH	802
BAG	668
BCC	852
BEA	1,233
BMHS	3,036
BMMS	542
CANON	141
CJES	745
CLA	524
CON	595
COR	955
CRK	142
CSES	966
CTW	10,222
CVCL	4,570
CVHS	1,436
CVLAB	25
CVPL	5,102
CVUSD	2,433
DEL	578
DHL	540
ERU	6,889
GES	831
GHMS	698
GMMS	681
HES	535
HMS	607
JER	192
LAW	1
LES	628
LTS	1,301
LVES	676
MAY	755
MES	1,085
MUHS	1,780
MVES	606
ORME	338
PAUL	773
PCL	4,041
PHS	2,065
PMH	975
PPL	25,743
PVA2	1
PVCV	18
PVPL	17,449
SED	8,240
SEL	637
SHM	2
SPR	578
SUSD	268
SVES	64
TCP	17
TECC	4
THS	766
VOC	1,562
WIL	206
YAR	545
YAV	1

YCC	1
YCFLD	11
YCP	1,278
YCV	700
YLN	20
Total	121,084

STATISTICS: BILLS

PATRON BILLS - October 2023

Bill Library Code	# of Bills	Bill Amount	Bill Payment Amount
Total	136	\$1,213.90	\$1,196.95
AJS	1	\$6.99	\$6.99
ASH	1	\$29.00	\$29.00
BCC	1	\$32.99	\$32.99
BEA	1	\$24.99	\$24.99
CTW	19	\$127.90	\$127.90
CVPL	19	\$97.50	\$97.50
CVUSD	2	\$28.00	\$28.00
GHMS	4	\$23.50	\$15.00
GMMS	3	\$2.80	\$2.80
HMS	1	\$7.99	\$7.99
MUHS	23	\$31.35	\$27.90
PPL	27	\$386.92	\$386.92
PVPL	14	\$259.44	\$259.44
SED	12	\$112.15	\$112.15
VOC	3	\$1.35	\$1.35
YCP	5	\$41.03	\$36.03



STATISTICS: CIRCULATION

CIRCULATION - OCTOBER 2023

Station Library	Client Types	Charge Item Part B	Renew Item	Grand Total
AFSD	WorkFlows	87		87
	Aspen		2	2
AFSD Total		87	2	89
AJS	WorkFlows	1038	127	1165
	Aspen		9	9
AJS Total		1038	136	1174
ASH	None	3		3
	SIP	731	1	732
	WorkFlows	52	219	271
	Aspen		9	9
ASH Total		786	229	1015
BAG	None	5		5
	SIP	336	6	342
	WorkFlows	67	452	519
BAG Total		408	458	866
BCC	None	15		15
	SIP	711	1	712
	WorkFlows	135	439	574
	Aspen		11	11
BCC Total		861	451	1312
BEA	None	138		138
	WorkFlows	1231	604	1835
	Aspen		18	18
BEA Total		1369	622	1991
BMHS	WorkFlows	211	259	470
	Aspen		47	47
BMHS Total		211	306	517
BMMS	WorkFlows	331	70	401
	Aspen		14	14
BMMS Total		331	84	415
CANON	WorkFlows	102		102
CANON Total		102		102
CJES	WorkFlows	1304	218	1522
CJES Total		1304	218	1522
CLA	None	7		7
	SIP	197	2	199
	WorkFlows	20	117	137
CLA Total		224	119	343
CON	None	3		3
	SIP	576	1	577
	WorkFlows	55	173	228
	Aspen		12	12
CON Total		634	186	820
COR	None	5		5
	SIP	299		299
	WorkFlows	370	344	714
	Aspen		5	5
COR Total		674	349	1023
CRK	None	81		81
	WorkFlows	123	54	177
	Aspen		4	4
CRK Total		204	58	262
CSES	WorkFlows	241		241
CSES Total		241		241
CTW	None	60		60
	SIP	8899	346	9245

	WorkFlows	303	4388	4691
	Aspen		515	515
CTW Total		9262	5249	14511
CVCL	None	55		55
	SIP	2252	27	2279
	WorkFlows	1188	1683	2871
	Aspen		274	274
CVCL Total		3495	1984	5479
CVHS	WorkFlows	43	4	47
	Aspen		3	3
CVHS Total		43	7	50
CVLAB	WorkFlows	892		892
CVLAB Total		892		892
CVPL	None	73		73
	SIP	1476	7	1483
	WorkFlows	2985	2294	5279
	Aspen		60	60
CVPL Total		4534	2361	6895
CVUSD	None	1		1
	SIP	441	16	457
	WorkFlows	156	101	257
	Aspen		4	4
CVUSD Total		598	121	719
DEL	WorkFlows	1506	262	1768
DEL Total		1506	262	1768
DHL	None	4		4
	SIP	1		1
	WorkFlows	503	203	706
	Aspen		5	5
DHL Total		508	208	716
ERU	None	7		7
	SIP	141	9	150
	WorkFlows	2653	251	2904
	Aspen		13	13
ERU Total		2801	273	3074
GES	WorkFlows	1415	220	1635
GES Total		1415	220	1635
GHMS	WorkFlows	22		22
GHMS Total		22		22
GMMS	WorkFlows	302	71	373
GMMS Total		302	71	373
HES	None	1		1
	WorkFlows	216	1	217
HES Total		217	1	218
HMS	WorkFlows	256	73	329
HMS Total		256	73	329
JER	None	2		2
	WorkFlows	116	80	196
JER Total		118	80	198
LES	WorkFlows	820	235	1055
LES Total		820	235	1055
LTS	WorkFlows	1041	83	1124
LTS Total		1041	83	1124
LVES	WorkFlows	629	33	662
LVES Total		629	33	662
MAY	None	5		5
	SIP	386		386
	WorkFlows	239	290	529
	Aspen		5	5
MAY Total		630	295	925
MES	WorkFlows	501	72	573

STATISTICS: CIRCULATION

MES Total		501	72	573
MUHS	WorkFlows	61	50	111
MUHS Total		61	50	111
MVES	WorkFlows	489	126	615
MVES Total		489	126	615
PAUL	None	5		5
	SIP	11		11
	WorkFlows	762	502	1264
	Aspen		12	12
PAUL Total		778	514	1292
PCL	None	2		2
	WorkFlows	102	58	160
	Aspen		12	12
PCL Total		104	70	174
PHS	WorkFlows	13	4	17
PHS Total		13	4	17
PMH	WorkFlows	191	101	292
	Aspen		1	1
PMH Total		191	102	293
PPL	None	1083		1083
	SIP	2113	869	21982
	WorkFlows	9683	13592	23275
	Aspen		2163	2163
PPL Total		31879	16624	48503
PVA2	None	66		66
	WorkFlows	4	1	5
PVA2 Total		70	1	71
PVPL	None	543		543
	SIP	19009	551	19560
	WorkFlows	149	10912	11061
	Aspen		1169	1169
PVPL Total		19701	12632	32333
SED	None	166		166
	SIP	6543	74	6617
	WorkFlows	557	2873	3430
	Aspen		816	816
SED Total		7266	3763	11029
SEL	None	13		13
	WorkFlows	1118	367	1485
SEL Total		1131	367	1498
SPR	None	3		3
	SIP	94	1	95
	WorkFlows	295	159	454
SPR Total		392	160	552
STX	WorkFlows	1		1
STX Total		1		1
SUSD	WorkFlows	3		3
SUSD Total		3		3
SVES	WorkFlows	86	15	101
SVES Total		86	15	101
THS	WorkFlows	1159	26	1185
THS Total		1159	26	1185
VOC	None	62		62
	SIP	1866	8	1874
	WorkFlows	96	518	614
VOC Total		2024	526	2550
WIL	SIP	319		319
	WorkFlows	61	114	175
	Aspen		13	13
WIL Total		380	127	507
YAR	None	1		1

	SIP	518	3	521
	WorkFlows	402	334	736
	Aspen		8	8
YAR Total		921	345	1266
YCFLD	WorkFlows	17	11	28
	Aspen		325	325
YCFLD Total		17	336	353
YCP	None	8		8
	SIP	423	49	472
	WorkFlows	123	426	549
	Aspen		10	10
YCP Total		554	485	1039
YCV	SIP	53	1	54
	WorkFlows	98	100	198
YCV Total		151	101	252
YLN	WorkFlows	7	3	10
	Aspen		310	310
YLN Total		7	313	320
Grand Total		105442	51533	156975

CIRCULATION USE ITEM - OCTOBER 2023	
Station Library	Use Item Transactions
CTW	317
CVUSD	277
ERU	9
PCL	1
SED	61
SPR	347
VOC	19
YCP	65
YCV	5

STATISTICS: CHECKINS

CHECKINS - OCTOBER 2023	
Station Library	Total Checkins
AFSD	47
AJS	1,082
ASH	829
BAG	485
BCC	1,134
BEA	2,387
BMHS	308
BMMS	308
CJES	1,299
CLA	258
CON	728
COR	679
CRK	223
CSES	164
CTW	10,148
CVCL	4,274
CVHS	147
CVLAB	962
CVPL	4,526
CVUSD	1,457
DEL	1,615
DHL	610
ERU	4,527
GES	1,095
GHMS	71
GMMS	447
HES	155
HMS	342
JER	128
LES	465
LTS	1,067
LVES	535
MAY	651
MES	531
MUHS	130
MVES	525
ORME	484
PAUL	997
PCL	153
PHS	22
PMH	215
PPL	34,320
PVPL	21,389
SED	9,529
SEL	1,177
SPR	444
STX	1
SUSD	4
SVES	114
THS	1,264
VOC	2,173
WIL	414

YAR	1,014
YCFLD	66
YCP	626
YCV	377
YLN	110
Total	119,232

STATISTICS: OPAC

Library	Total
Default	10,868
CTW	11,974
CVCL	5,663
CVPL	2,388
Elementary	90,083
ERU	1,752
High	822
JER	222
Middle	612
PCL	828
PPL	49,343
PVPL	35,879
SED	23,838
YCFLD	8,721
YCP	7,093

STATISTICS: OVERDRIVE

USAGE TYPE: ALL DOCUMENTS			
USER ACTIVITY			
UNIQUE USERS: 6203			
CHECKOUTS		HOLDS	
Audiobook	12465	Audiobook	4904
eBook	12758	eBook	4870
Magazine	6423		

BRANCH	CHECKOUTS
YLN-Prescott	13265
YLN-Prescott Valley	5867
YLN-Cottonwood	3022
YLN-Sedona	2509
YLN-Chino Valley	1239
YLN-Camp Verde	1174
YLN-Sedona - Village of Oak Creek	782
YLN-Yavapai College	436
YLN-Clark Memorial	325
YLN-Congress	235
YLN-Dewey-Humboldt Town	226
YLN-Mayer	191
YLN-Seligman	155
YLN-Embry-Riddle	134
YLN-Paulden	130
YLN-Black Canyon City	125
YLN-Yarnell	125
YLN-Bagdad	123
YLN-Beaver Creek	75
YLN-Ash Fork	57
YLN-Jerome	53
YLN-Cordes Lakes	49
YLN-Wilhoit	39
YLN-Prescott College	38
YLN-Yavapai Schools	37
YLN-Spring Valley	21
YLN-Crown King	12


STATISTICS: OVERDRIVE RLA

CONSORTIUM	Total	audiobook	ebook	videos
Amphitheater Public Schools	5	0	5	0
Apache County Library District	53	37	16	0
Cochise County Library District	129	70	59	0
Flagstaff City-Coconino County Public Library	145	83	62	0
Gila County Library District	18	14	4	0
Little Libraries That Could	15	5	10	0
Navajo County Library District	57	51	6	0
Pima County Public Library	555	352	203	0
Southwest Valley Library Consortium	37	16	21	0
Tempe Public Library	115	34	81	0
Yavapai School Library Collection	44	10	34	0
Yuma County Library District	32	16	16	0
Grand Total	1205	688	517	0

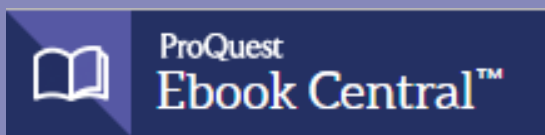
Yavapai Patron Checkouts from other RLA Systems: 3309



STATISTICS: ONLINE USAGE



Books Opened	4370
Time Read (hours)	901.82
Avg Time per Book (min)	57.8
Avg Time per Session (min)	33.75
Avg Time per User (min)	33.52
Unique Users	493



Library	Total Titles Used	Total Unique Users	Total Book Downloads	Total Chapter Downloads	Top 5 Most Used Subjects
TOTAL	565	456	90	193	Social Science, Religion, Home Economics, Education, Medicine - Psychology




Logins	1818
Holds Placed	4936

(loginToLiDA/placeHold)

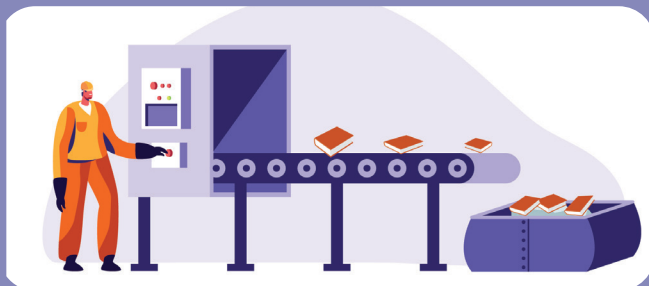
STATISTICS: ONLINE USAGE



TOTAL SESSIONS	224
Mobile Sessions	83
Avg Learning Time (min)	13.59



Month	# Programs Happening	# of Users Visiting
October	613	2000



AMH Sorter [Ethel]	
Items/Month	55842



SMS Notices

Hold Notice	5139
Manual Text	50
Overdue Notice	2804

Ash Fork Public Library	127
Bagdad Public Library	54
Black Canyon City Community Library	23
Beaver Creek Public/School Library	24
Clark Memorial Library	34
Congress Public Library	83
Cordes Lakes Public Library	94
Crown King Public Library	5
Cottonwood Public Library	837
Camp Verde Community Library	148
Chino Valley Public Library	189
Dewey-Humboldt Town Library	57
Embry-Riddle Aeronautical University Library	12
Jerome Public Library	6
Mayer Public Library	56
Paulden Public Library	60
Prescott Public Library	2200
Prescott Valley Public Library	1130
Sedona Public Library	259
Seligman Public Library	13
Spring Valley Library	6
SPL in the Village	65
Wilhoit Public Library	24
Yarnell Public Library	42
Yavapai College - Prescott	75
Yavapai College - Verde	11

STATISTICS - PHONE NOTICES

Date	Sent	Opt-Out	Successful	Failed	Clicks	Opens
1st Overdue						
10/1/2023	9	0	8	1	0	0
10/2/2023	3	0	3	0	0	0
10/3/2023	10	0	9	1	0	0
10/4/2023	20	0	19	1	0	0
10/5/2023	17	0	16	1	0	0
10/6/2023	21	0	20	1	0	0
10/7/2023	17	0	15	2	0	0
10/8/2023	12	0	11	1	0	0
10/9/2023	3	0	3	0	0	0
10/10/2023	14	0	12	2	0	0
10/11/2023	15	0	15	0	0	0
10/12/2023	15	0	12	3	0	0
10/13/2023	14	0	13	1	0	0
10/14/2023	18	0	17	1	0	0
10/15/2023	7	0	6	1	0	0
10/16/2023	10	0	10	0	0	0
10/17/2023	13	0	12	1	0	0
10/18/2023	20	0	20	0	0	0
10/19/2023	15	0	15	0	0	0
10/20/2023	20	0	19	1	0	0
10/21/2023	23	0	20	3	0	0
10/22/2023	6	0	5	1	0	0
10/23/2023	6	0	3	3	0	0
10/24/2023	26	0	26	0	0	0
10/25/2023	17	0	16	1	0	0
10/26/2023	17	0	17	0	0	0
10/27/2023	17	0	16	1	0	0
10/28/2023	17	0	15	2	0	0
10/29/2023	12	0	12	0	0	0
10/30/2023	8	0	8	0	0	0
10/31/2023	6	0	5	1	0	0
Total	428	0	398	30	0	0
Hold Pickup						
10/1/2023	21	0	18	2	0	0
10/2/2023	9	0	7	2	0	0



STATISTICS - PHONE NOTICES

10/3/2023	42	0	40	2	0	0
10/4/2023	64	0	62	2	0	0
10/5/2023	60	0	59	1	0	0
10/6/2023	66	0	61	5	0	0
10/7/2023	57	0	54	3	0	0
10/8/2023	10	0	10	0	0	0
10/9/2023	4	0	4	0	0	0
10/10/2023	25	0	23	1	0	0
10/11/2023	69	0	64	4	0	0
10/12/2023	51	0	50	1	0	0
10/13/2023	53	0	51	2	0	0
10/14/2023	50	0	46	4	0	0
10/15/2023	11	0	11	0	0	0
10/16/2023	8	0	8	0	0	0
10/17/2023	36	0	35	1	0	0
10/18/2023	77	0	73	4	0	0
10/19/2023	41	0	40	1	0	0
10/20/2023	64	0	62	2	0	0
10/21/2023	49	0	48	1	0	0
10/22/2023	12	0	11	1	0	0
10/23/2023	6	0	6	0	0	0
10/24/2023	47	0	42	5	0	0
10/25/2023	72	0	67	5	0	0
10/26/2023	58	0	54	4	0	0
10/27/2023	59	0	56	3	0	0
10/28/2023	47	0	44	3	0	0
10/29/2023	11	0	10	1	0	0
10/30/2023	9	0	9	0	0	0
10/31/2023	40	0	40	0	0	0
Total	1228	0	1165	60	0	0
Final Overdue						
10/2/2023	1	0	1	0	0	0
10/3/2023	6	0	6	0	0	0
10/4/2023	6	0	5	1	0	0
10/5/2023	4	0	4	0	0	0
10/7/2023	4	0	3	1	0	0
10/8/2023	2	0	2	0	0	0
10/10/2023	7	0	6	1	0	0
10/11/2023	2	0	2	0	0	0
10/12/2023	5	0	5	0	0	0
10/13/2023	1	0	1	0	0	0
10/14/2023	2	0	2	0	0	0

STATISTICS - PHONE NOTICES

10/16/2023	3	0	3	0	0	0
10/17/2023	4	0	4	0	0	0
10/18/2023	3	0	3	0	0	0
10/19/2023	6	0	6	0	0	0
10/20/2023	7	0	6	1	0	0
10/21/2023	3	0	2	1	0	0
10/22/2023	1	0	1	0	0	0
10/23/2023	5	0	4	1	0	0
10/24/2023	3	0	3	0	0	0
10/25/2023	4	0	2	2	0	0
10/26/2023	4	0	3	1	0	0
10/27/2023	10	0	9	1	0	0
10/28/2023	4	0	3	1	0	0
10/29/2023	4	0	4	0	0	0
10/30/2023	3	0	3	0	0	0
10/31/2023	8	0	7	1	0	0
Total	112	0	100	12	0	0
Bill						
10/28/2023	1	0	1	0	0	0
Total	1	0	1	0	0	0
Grand Total	1769	0	1664	102	0	0