

Yavapai
Library
Network
Monthly Report



December
2023

MANAGER'S LOWDOWN

Greetings!

Authority Control

Marcive completed our authority control project in December, and in a marathon session over one weekend Chanel uploaded and indexed all of the files! It's recommended to send out entire databases for updates every 5-10 years, so having this done before the migration to Koha is timely and fantastic.

Koha Migration

December saw the start of process scoping, in which ByWater examines the workflows of our libraries. How do we register new patrons? How do we catalog books? How do we fill interlibrary loan requests? How do we use course reserves? Those are just a few of the questions that were covered in the 11 hours of sessions in which the Implementation Team participated. ByWater is interested in everything that interacts with our integrated library system so that they can implement our new Koha ILS in the way that will best serve our needs. There are a surprising number of things that interact with Symphony. SIP functions like CircIT, the AMHs (automated materials handlers), the inventory wands, Overdrive, EZProxy, Cybrarian, and lots of others. Then there are API interactions for things like loading K12/academic student records, sending records to EBSCO and Summon, web apps for printing student cards, etc. Unique and MessageBee need specialized reports from Symphony. All of that (and much more!) is on top of the usual things we use and see every day, such as printers and barcode scanners.

One thing I noticed during the discussions was the large number workarounds we (i.e. primarily Chanel) have come up with to make Symphony work in desirable ways. Members of the Implementation Team pointed out how we would ideally like some processes to function, rather than the way they currently do in Symphony. Michael Kucsak, the COO of ByWater who was conducting the process scoping, took note of everything. He did stress that they are very interested in augmenting Koha in ways that we described, but system upgrades would likely happen following the actual migration. First priority is getting the YLN migrated to Koha; fulfilling our wish lists will come later.

The next steps are the official Kick-Off meeting on January

3rd, and on-site process scoping January 9-11. Michael will be coming to the Library District office with another ByWater team member to conduct more in-depth scoping.

Thanks, and have a Happy New Year!

Karie



LIBRARY

Prescott Campus & Verde Valley Campus



Free Book & DVD Distribution



Yavapai College's Boyd Tenney Library at the Prescott Campus is undergoing a transformation, and will be part of the new Center for Learning and Innovation!

As part of this exciting transition, we are embracing the digital age by expanding our online collection while also looking to rehome part of our physical collection.

Here's how **YOU** can be a part of this transition:

MAR 25 Faculty & Staff

Calling all Yavapai College Faculty & Staff! Come and select materials to enrich your department.

March 25 - April 5, 2024

APR 08 YLN Libraries

We invite our valued 52+ partner libraries in Yavapai County to choose materials that enhance your library's offerings.

April 8 - April 12, 2024

APR 15 Students & Community Members

Our doors are wide open to both students and the general public, and you are invited to bring home these fantastic materials. *Donations for student scholarships are graciously accepted.*

April 15 - April 20, 2024



For More Info

Tyler.Rumsey@yc.edu

Visit Our Website For Updates

www.yc.edu/library



PRIORITIES

Help Desk

A help desk request, or work order, is the submission of a problem that one encounters during the normal operation of a YLN service. Requests are generally submitted via e-mail to help@yln.info. If a request is submitted via telephone, then a YLN staff person will create the request for the submitter. Help desk requests will always be our highest priority because in some cases a member library employee cannot complete a work function until the issue is resolved.

Total requests submitted: 65

Total requests resolved: 55

Total unresolved requests opened this month: 10

Total requests still open: 20



STATISTICS: HOLDS

HOLDS - December 2023					
Hold Inactive Reason	CANCELLED	EXP_ONSHLF	EXPIRED	FILLED	Total
Pickup Library	Number of Holds	Number of Holds	Number of Holds	Number of Holds	Number of Holds
AJS	3	3		9	15
ASH	2	10	3	265	280
BAG	5	10		144	159
BCC	36	13	2	336	387
BEA	36	14		408	458
BMHS			1	1	2
BMMS				3	3
CJES	5	1		9	15
CLA	9	8		151	168
CON	60	9		399	468
COR	24	25		273	322
CRK	3	2		64	69
CSES	2			20	22
CTW	223	171	9	2,459	2,862
CVCL	147	88		1,047	1,282
CVHS	1				1
CVLAB				1	1
CVPL	85	79	2	912	1,078
CVUSD		2	1	10	13
DEL	3	3		9	15
DHL	12	18		215	245
ERU	24	5		101	130
GES				1	1
GMMS		1		4	5
HES	6	1		5	12
HMS	1				1
JER	1	4		25	30
LTS	1				1
MAY	23	16		256	295
MES	3	1		11	15
MUHS	2			3	5
PAUL	34	14	1	394	443
PCL	2	13		13	28
PCM				2	2
PHS				2	2
PPL	1,398	707	50	8,713	10,868
PVA2	236	32		1,017	1,285
PVPL	621	491	30	4,633	5,775
SED	326	173	13	2,368	2,880
SEL	47	17		359	423
SPR	56	3		216	275

STATISTICS: HOLDS

Hold Inactive Reason	CANCELLED	EXP_ONSHLF	EXPIRED	FILLED	Total
Pickup Library	Number of Holds	Number of Holds	Number of Holds	Number of Holds	Number of Holds
TCP	3			13	16
THS	2			2	4
VOC	150	74	1	1,195	1,420
WIL	6	20		324	350
YAR	17	16	2	532	567
YCFLD	7	1		68	76
YCP	33	20	1	82	136
YCP2				1	1
YCV	5	1	2	50	58
YCV2			2	3	5
YLN	3				3
Total	3,663	2,066	120	27,128	32,977

STATISTICS: TRANSITS

ITEMS TRANSITED - DECEMBER 2023

Station Library	Total	AJS	ASH	BAG	BCC	BEA	BMHS	BMMS	CJES	CLA	CON	COR	CRK	CSES	CTW	CVCL
Total	20,642	13	253	69	282	356	1	7	12	159	318	208	46	20	1,991	1,004
AFSD	6													1		
AJS	4														1	1
ASH	219				4	4				1	7	2			20	12
BAG	438		16		3	10				1	16	7		1	27	13
BCC	369		7			16				1	8	7	1		28	14
BEA	249		6	3	3					1	1	2		2	18	12
BMHS	26				1			2				1			2	1
BMMS	12		1		2											1
CANON	4														1	
CJES	13													1	2	2
CLA	305		8		11	6					7	3			26	7
CON	137		1		2	3						1			7	7
COR	295	1	7	2	3	11				4	9		2		30	10
CRK	65		2	1	1	1					3				6	4
CSES	14		1												3	4
CTW	2,479		30	10	37	30	1	1		12	31	21	1	2		125
CVCL	633	1	9	3	5	16				4	7	5	3		66	
CVHS	72		2		2					3		3			5	2
CVLAB	18		1	2											4	
CVPL	1,248		12	6	15	14				6	10	9	1	1	128	48
CVUSD	62				2										10	3
DEL	2															
DHL	171		4	1	2	8					4	2			14	11
ERU	150			3	2					4		2			25	
GES	20		1					1	1						2	2
GHMS	4															
GMMS	16		1												3	
HMS	16									1					1	
JER	252		2		8	3				5	2	2			23	9
LES	49									1	2			2	2	1
LTS	15														3	
LVES	2		1													
MAY	366		7	3	8	18				3	15	6	1	1	28	25
MES	30			2					1			1				
MUHS	33				1										2	2
MVES	21	1												2	3	2
ORME	6															
PAUL	187		2		2	7			1	1	4	5	2	1	17	8
PCL	218				4	7				2		1			15	1
PHS	62					2				1		1			8	
PMH	14			1												1
PPL	4,723	7	68	15	78	90			1	46	89	63	17		703	320
PVPL	2,635	3	29	6	33	36		2	7	20	45	22	6	3	284	151
SED	2,485		14	5	17	33		1		18	25	18	3	2	284	105
SEL	226		2		2	5				1	11	5		1	10	12
SPR	212		1	1	2	2				2		3	2		17	7
STX	71			2											5	7
SUSD	5															
SVES	8		1												2	
TCP	6														2	
THS	47								1				1		6	5
VOC	496		3		4	9				3	3	1			30	12
WIL	158		1		3	1				3	1	4	1		15	7
YAR	381		11	1	5	6				6	10	8	5		34	11
YCFLD	2				2											
YCP	823		2	2	17	16				9	7	3			65	36
YCV	62				1	2					1				4	3

STATISTICS: TRANSITS

ITEMS TRANSITED - DECEMBER 2023																	
Station Library																	
Item Library	CVLAB	CVPL	CVUSD	DEL	DHL	ERU	GES	GMMS	HES	HMS	JER	LES	LTS	MAY	MES	MUHS	PAUL
Total	2	822	12	10	220	114	2	5	6	1	28	1	1	270	7	4	369
AFSD																	
AJS																	
ASH		9			1									9			12
BAG		16			6						1			11		1	21
BCC		8			4									6			15
BEA		17						1									6
BMHS		1															
BMMS		1															
CANON																	
CJES		1															
CLA		8	1		7	1					1			1			19
CON		3			4									4			3
COR		8			4									2			15
CRK		2			1									2			1
CSES						1											
CTW		104			36	17		1			2			29	1		35
CVCL	1	33			5	2								5			9
CVHS		3								1							
CVLAB																	
CVPL					11	4					1			19			14
CVUSD	1	5					1				2						1
DEL																	
DHL		1							1					2	1		4
ERU		10			1												3
GES		1															1
GHMS																	
GMMS		1				1						1					
HMS		1		2													1
JER		6			1									5			4
LES		2													1		
LTS		1															1
LVES																	
MAY		9			1	1											16
MES													1				
MUHS		1												1			
MVES		1					1										
ORME		1															
PAUL		4				1								2			
PCL		12				1								1			4
PHS		1		1		2											
PMH		1															
PPL		275	5	3	65	43		2	2		19			83		1	72
PVPL		126	6	3	32	18		1	2					41	1		32
SED		78		1	21	10			1		1			14		2	20
SEL		13			1	1								3			4
SPR		3			1	2								8			10
STX														5			
SUSD																	
SVES																	
TCP																	
THS		3															1
VOC		21			3	2					1				1		
WIL		2			5	1								1			11
YAR		10			2	1								9			16
YCFLD																	
YCP		17			7	5								7	2		17
YCV		2			1												1

STATISTICS: TRANSITS

ITEMS TRANSITED - DECEMBER 2023

Station Library																		
Item Library	PCL	PHS	PPL	PVA2	PVPL	SED	SEL	SPR	STX	TCP	THS	VOC	WIL	YAR	YC-FLD	YCP	YCV	YLN
Total	22	2	4,969	64	4,393	1,844	290	233	13	13	6	1,167	339	470	9	82	62	51
AFSD			2		2	1												
AJS					2													
ASH			40		43	15		12				13	3	7				5
BAG			111	1	108	20	2	11				9	9	9		2		6
BCC			102	2	72	25	6	12			2	11	10	9	1	2		
BEA			73		46	17	8	2				13	3	9		2		4
BMHS			11		4	3												
BMMS			2		5													
CANON					2	1												
CJES			2		4									1				
CLA			69	1	59	32	1	6				9	9	6	1	1	3	2
CON			40		36	10	2	5	1			1	1	3				3
COR			71	2	62	21	2	8	2			7	3	6	1			2
CRK			11		12	4	3	2						1				8
CSES			2		2							1						
CTW			862	6	662	180	28	19		2		107	24	48		9	6	
CVCL			190	5	141	56	6	3				27	17	11		2	1	
CVHS			27		15	3	1	2				3						
CVLAB			5		4	2												
CVPL	1	1	382	2	312	111	13	9		2		56	21	35		1	3	
CVUSD			15		18	2	1									1		
DEL			1															1
DHL			31	3	53	10	2	2				4	4	5		1	1	
ERU			43	1	36	8	2	2				3	4			1		
GES			6		3		1					1						
GHMS			4															
GMMS			3		4			1				1						
HMS			5		3			1								1		
JER			85	5	50	18	2	1				13	5	2				1
LES			13		21	2	1					1						
LTS			4		6													
LVES					1													
MAY			66		84	22	6	11	1			9	8	13		1		3
MES			9		10	3	1	2										
MUHS			8		9	6						2		1				
MVES			3		7	1												
ORME			2		1			1								1		
PAUL			48	1	41	13	4	7				4	1	7	1	1	1	1
PCL			53	1	54	53				1		5	1				2	
PHS			25		11	5		1				1	2	1				
PMH			6		4						1							
PPL	10	1		13	1,389	532	86	44	5	3		259	109	169	2	28	6	
PVPL	2		1,139	10		239	71	17	2	2	3	114	50	61	1	12	3	
SED	5		755	3	512		23	11		1		423	32	37	1	8	1	
SEL			47	1	61	16		9				8	2	7				4
SPR			62		57	11	1		1			5	8	3				3
STX			28		6	7		2				2			1		1	5
SUSD			2		2									1				
SVES			2		3													
TCP			1			1			1									1
THS			17		12							1						
VOC	2		88	1	66	233	3	3					1	4		2		
WIL			30	1	37	16	3	5				4		5				1
YAR			96		85	28	5	8				10	9			2		3
YCFLD																		
YCP	2		252	3	143	109	5	12		2		38	3	9				33
YCV			18	2	11	8	1	2				2				3		

STATISTICS: DISCARDED & ADDED

DISCARDS - DECEMBER 2023	
Station Library	Library Use Transactions
ASH	1
BAG	74
BCC	30
BEA	9
CJES	4
CON	26
COR	1
CSES	1
CTW	161
CVCL	150
CVHS	3
CVLAB	2
CVPL	638
CVUSD	926
DEL	129
GES	12
GHMS	211
GMMS	1
HMS	2
JER	4
LES	7
LTS	1
MAY	38
MES	3
PAUL	47
PCL	6
PHS	43
PPL	1,972
PVPL	264
SED	1,028
SUSD	78
SVES	2
THS	97
VOC	1
WIL	41
YAR	60
YCFLD	1
YCP	1
YLN	2
Total	6,077

ITEMS ADDED - DECEMBER 2023	
Item Library	Total Copies
AFSD	1
AJS	9
ASH	126
BAG	49
BCC	60
BEA	65
BMHS	65
BMMS	3
CANON	112
CJES	25
CLA	42
CON	42
COR	116
CRK	17
CSES	29
CTW	106
CVCL	261
CVHS	27
CVLAB	7
CVPL	267
CVUSD	65
DEL	66
DHL	43
ERU	115
GES	19
GMMS	4
HES	3
HMS	26
JER	31
LES	9
LVES	1
MAY	97
MES	6
MUHS	22
MVES	16
ORME	1
PAUL	73
PCL	12
PHS	15
PMH	2
PPL	1012
PVPL	558
SED	403
SEL	57
SPR	21
STX	14
SUSD	183
SVES	34
TCP	1
THS	176
VOC	47
WIL	39
YAR	55
YCFLD	2
YCP	9
YCV	18
YLN	1
Grand Total	4685

TOTAL ITEMS - DECEMBER 2023	
Item Library	Total Copies
AFSD	4,360
AJS	13,976
ASH	5,571
BAG	15,708
BCC	11,789
BEA	11,142
BMHS	30,424
BMMS	8,036
CANON	4,212
CJES	11,166
CLA	8,773
CON	6,495
COR	6,593
CRK	3,418
CSES	4,626
CTW	85,085
CVCL	28,228
CVHS	15,849
CVLAB	4,180
CVPL	53,302
CVUSD	11,441
DEL	10,606
DHL	5,993
ERU	24,700
GES	12,322
GHMS	9,568
GMMS	9,578
HES	8,170
HMS	20,520
JER	14,280
LAW	1,784
LES	12,681
LTS	13,990
LVES	8,461
MAY	10,663
MES	5,135
MUHS	5,550
MVES	10,027
ORME	8,415
PAUL	7,449
PCL	33,964
PHS	11,285
PMH	9,237
PPL	127,870
PVCV	4,613
PVPL	87,264
SED	59,216
SEL	7,130
SHM	8,056
SPR	5,352
STX	841
SUSD	6,935
SVES	6,560
TCP	1,230
THS	11,190
VOC	4,677
VVAC	3,076
WIL	5,444
YAR	10,016
YAV	4,202
YCC	2,156
YCFLD	71
YCP	56,991
YCV	2,556
YLN	13
Total	1,014,211

STATISTICS: USERS

NEW USERS - DECEMBER 2023

User Library	Number of Users
AFSD	6
AJS	3
ASH	10
BAG	6
BCC	15
BEA	4
BMHS	3
CANON	21
CJES	13
CLA	15
CON	9
COR	11
CSES	1
CTW	109
CVCL	54
CVPL	52
CVUSD	4
DEL	1
DHL	8
ERU	10
GES	3
GHMS	1
GMMS	5
HES	2
HMS	2
LES	4
LVES	4
MAY	4
MES	4
MVES	4
ORME	5
PAUL	7
PCL	1
PHS	1
PMH	4
PPL	269
PVPL	198
SED	61
SEL	7
SPR	4
THS	7
VOC	25
WIL	4
YAR	13
YCP	7
YCV	1
Grand Total	1002

TOTAL USERS - DECEMBER 2023

User Library	Number of Users
AFSD	436
AJS	987
ASH	817
BAG	679
BCC	885
BEA	1,243
BMHS	3,044
BMMS	544
CANON	158
CJES	760
CLA	540
CON	612
COR	974
CRK	143
CSES	989
CTW	10,464
CVCL	4,709
CVHS	1,438
CVLAB	25
CVPL	5,214
CVUSD	2,441
DEL	581
DHL	559
ERU	6,904
GES	838
GHMS	698
GMMS	690
HES	540
HMS	613
JER	192
LAW	1
LES	637
LTS	1,302
LVES	689
MAY	762
MES	1,111
MUHS	1,784
MVES	610
ORME	345
PAUL	790
PCL	4,043
PHS	2,068
PMH	985
PPL	26,198
PVA2	1
PVCV	18
PVPL	17,796
SED	8,360
SEL	646
SHM	2
SPR	585
SUSD	269
SVES	64
TCP	16
TECC	1
THS	771
VOC	1,602
WIL	214
YAR	562
YAV	1

YCC	1
YCFLD	11
YCP	1,292
YCV	702
YLN	20
Total	122,976

STATISTICS: BILLS

PATRON BILLS - December 2023			
Bill Library Code	# of Bills	Bill Amount	Bill Payment Amount
Total	120	\$1,693.51	\$1,709.51
AJS	1	\$5.00	\$5.00
BAG	1	\$5.99	\$5.99
CLA	1	\$16.00	\$16.00
CTW	15	\$119.99	\$119.99
CVCL	3	\$45.00	\$45.00
CVPL	9	\$233.10	\$223.10
ERU	5	\$170.00	\$170.00
GMMS	1	\$3.00	\$3.00
MUHS	2	\$2.70	\$2.70
PHS	2	\$1.80	\$1.80
PPL	33	\$417.60	\$417.60
PVPL	40	\$587.08	\$587.08
SED	6	\$85.95	\$111.95
VOC	1	\$0.30	\$0.30
SEL	2	\$15.00	\$15.00
THS	1	\$0.00	\$0.00
VOC	1	\$3.00	\$3.00
YCFLD	1	\$27.00	\$27.00
YCP	1	\$7.00	\$7.00



STATISTICS: CIRCULATION

CIRCULATION - DECEMBER 2023

Station Library	Client Types	Charge Item Part B	Renew Item	Grand Total
AJS	Aspen		1	1
AJS Total			1	1
ASH	None	2		2
	SIP	584		584
	WorkFlows	34	232	266
	Aspen		35	35
ASH Total		620	267	887
BAG	None	1		1
	SIP	333	4	337
	WorkFlows	130	500	630
BAG Total		464	504	968
BCC	None	6		6
	SIP	628	4	632
	WorkFlows	267	416	683
	Aspen		2	2
BCC Total		901	422	1323
BEA	None	38		38
	SIP	16		16
	WorkFlows	1029	474	1503
	Aspen		5	5
BEA Total		1083	479	1562
BMHS	WorkFlows	109	29	138
	Aspen		2	2
BMHS Total		109	31	140
BMMS	WorkFlows	194	47	241
	Aspen		15	15
BMMS Total		194	62	256
CANON	WorkFlows	81		81
	Aspen		4	4
CANON Total		81	4	85
CJES	WorkFlows	1174	225	1399
CJES Total		1174	225	1399
CLA	None	5		5
	SIP	248	1	249
	WorkFlows	13	162	175
CLA Total		266	163	429
CON	None	25		25
	SIP	745	1	746
	WorkFlows	243	182	425
	Aspen		3	3
CON Total		1013	186	1199
COR	None	4		4
	SIP	395		395
	WorkFlows	268	220	488
	Aspen		25	25
COR Total		667	245	912
CRK	None	2		2
	WorkFlows	174	98	272
	Aspen		7	7
CRK Total		176	105	281
CSES	WorkFlows	28		28
CSES Total		28		28
CTW	None	118		118
	SIP	8535	246	8781
	WorkFlows	196	3757	3953
	Aspen		529	529

CTW Total		8849	4532	13381
CVCL	None	10		10
	SIP	2126	11	2137
	WorkFlows	1126	1451	2577
	Aspen		131	131
CVCL Total		3262	1593	4855
CVHS	WorkFlows	19	3	22
	Aspen		8	8
CVHS Total		19	11	30
CVLAB	WorkFlows	379	6	385
CVLAB Total		379	6	385
CVPL	None	53		53
	SIP	992	10	1002
	WorkFlows	2443	2268	4711
	Aspen		121	121
CVPL Total		3488	2399	5887
CVUSD	SIP	204	7	211
	WorkFlows	13	59	72
CVUSD Total		217	66	283
DEL	WorkFlows	1358	236	1594
DEL Total		1358	236	1594
DHL	None	11		11
	SIP	43		43
	WorkFlows	424	140	564
	Aspen		1	1
DHL Total		478	141	619
ERU	None	16		16
	SIP	96	34	130
	WorkFlows	1768	118	1886
	Aspen		6	6
ERU Total		1880	158	2038
GES	WorkFlows	711	81	792
GES Total		711	81	792
GHMS	WorkFlows	4		4
GHMS Total		4		4
GMMS	WorkFlows	143	33	176
GMMS Total		143	33	176
HES	WorkFlows	5		5
HES Total		5		5
HMS	WorkFlows	237	56	293
HMS Total		237	56	293
JER	WorkFlows	75	79	154
	Aspen		5	5
JER Total		75	84	159
LES	WorkFlows	754	402	1156
LES Total		754	402	1156
LTS	WorkFlows	432	70	502
LTS Total		432	70	502
LVES	WorkFlows	286	15	301
LVES Total		286	15	301
MAY	None	1		1
	SIP	594	6	600
	WorkFlows	258	215	473
MAY Total		853	221	1074
MES	WorkFlows	240	29	269
MES Total		240	29	269
MUHS	WorkFlows	40	38	78
MUHS Total		40	38	78
MVES	WorkFlows	438	75	513
MVES Total		438	75	513
ORME	Aspen		1	1

STATISTICS: CIRCULATION

ORME Total			1	1
PAUL	None	1		1
	SIP	64	1	65
	WorkFlows	819	512	1331
	Aspen		7	7
PAUL Total		884	520	1404
PCL	WorkFlows	28	93	121
	Aspen		3	3
PCL Total		28	96	124
PHS	WorkFlows	19	4	23
	Aspen		1	1
PHS Total		19	5	24
PMH	WorkFlows	121	105	226
	Aspen		12	12
PMH Total		121	117	238
PPL	None	1342		1342
	SIP	19460	754	20214
	WorkFlows	8937	12702	21639
	Aspen		2140	2140
PPL Total		29739	15596	45335
PVA2	None	48		48
	WorkFlows	1	4	5
PVA2 Total		49	4	53
PVPL	None	732		732
	SIP	16746	677	17423
	WorkFlows	299	10344	10643
	Aspen		946	946
PVPL Total		17777	11967	29744
SED	None	103		103
	SIP	6273	80	6353
	WorkFlows	685	2899	3584
	Aspen		701	701
SED Total		7061	3680	10741
SEL	None	4		4
	WorkFlows	1108	245	1353
SEL Total		1112	245	1357
SHM	Aspen		5	5
SHM Total			5	5
SPR	SIP	168	1	169
	WorkFlows	338	66	404
SPR Total		506	67	573
STX	WorkFlows	13		13
STX Total		13		13
SUSD	WorkFlows	5	20	25
SUSD Total		5	20	25
SVES	WorkFlows	27	2	29
SVES Total		27	2	29
TCP	WorkFlows	15		15
TCP Total		15		15
THS	None	2		2
	WorkFlows	862	14	876
THS Total		864	14	878
VOC	None	41		41
	SIP	1780	20	1800
	WorkFlows	97	548	645
VOC Total		1918	568	2486
VVAC	Aspen		2	2
VVAC Total			2	2
WIL	SIP	555	1	556
	WorkFlows	1	198	199
	Aspen		2	2

WIL Total		556	201	757
YAR	None	4		4
	SIP	512	1	513
	WorkFlows	600	254	854
YAR Total		1116	255	1371
YCFLD	SIP		1	1
	WorkFlows	8	5	13
	Aspen		268	268
YCFLD Total		8	274	282
YCP	SIP	201		201
	WorkFlows	19	212	231
	Aspen		21	21
YCP Total		220	233	453
YCV	SIP	18		18
	WorkFlows	67	40	107
YCV Total		85	40	125
YLN	WorkFlows	54		54
	Aspen		350	350
YLN Total		54	350	404
Grand Total		93101	47202	140303

CIRCULATION USE ITEM - DECEMBER 2023

Station Library	Use Item Transactions
CTW	288
CVHS	1
CVUSD	145
ERU	8
PCL	1
SED	60
SPR	354
VOC	30
YCP	37

STATISTICS: CHECKINS

CHECKINS - DECEMBER 2023	
Station Library	Total Checkins
AFSD	31
AJS	669
ASH	668
BAG	494
BCC	1,034
BEA	1,762
BMHS	171
BMMS	190
CANON	52
CJES	1,237
CLA	594
CON	930
COR	688
CRK	186
CSES	284
CTW	9,408
CVCL	3,649
CVHS	111
CVLAB	700
CVPL	4,023
CVUSD	1,415
DEL	1,636
DHL	524
ERU	2,037
GES	890
GHMS	9
GMMS	471
HES	447
HMS	396
JER	105
LES	1,128
LTS	975
LVES	638
MAY	823
MES	479
MUHS	64
MVES	666
ORME	6
PAUL	882
PCL	75
PHS	226
PMH	166
PPL	31,779
PVA2	2
PVPL	18,889
SED	8,287
SEL	1,080
SPR	515
SUSD	5
SVES	102
TCP	9
THS	955

VOC	2,126
WIL	512
YAR	1,126
YCFLD	51
YCP	990
YCV	109
YLN	206
Total	107,682

STATISTICS: OPAC

Library	Total
Default	36,378
CTW	11,842
CVCL	18,581
CVPL	2,931
Elementary	24,146
ERU	34,210
High	568
JER	207
Middle	389
PCL	3226
PPL	52,703
PVPL	120,370
SED	48,218
YCFLD	25,989
YCP	149,651

STATISTICS: OVERDRIVE

USAGE TYPE: ALL DOCUMENTS			
USER ACTIVITY			
UNIQUE USERS: 6123			
CHECKOUTS		HOLDS	
Audiobook	12240	Audiobook	4856
eBook	12306	eBook	5029
Magazine	6445		

BRANCH	CHECKOUTS
YLN-Prescott	12632
YLN-Prescott Valley	5715
YLN-Cottonwood	3221
YLN-Sedona	2540
YLN-Camp Verde	1342
YLN-Chino Valley	1257
YLN-Sedona - Village of Oak Creek	768
YLN-Yavapai College	353
YLN-Clark Memorial	291
YLN-Congress	262
YLN-Dewey-Humboldt Town	222
YLN-Embry-Riddle	175
YLN-Yarnell	170
YLN-Mayer	158
YLN-Beaver Creek	144
YLN-Black Canyon City	128
YLN-Bagdad	120
YLN-Seligman	99
YLN-Paulden	96
YLN-Cordes Lakes	74
YLN-Jerome	53
YLN-Yavapai Schools	53
YLN-Ash Fork	43
YLN-Prescott College	33
YLN-Wilhoit	22
YLN-Spring Valley	12
YLN-Crown King	7


STATISTICS: OVERDRIVE RLA

CONSORTIUM	Total	audiobook	ebook	videos
Amphitheater Public Schools	3	0	3	0
Apache County Library District	32	24	8	0
Cochise County Library District	128	81	47	0
Flagstaff City-Coconino County Public Library	126	63	63	0
Gila County Library District	38	31	7	0
Little Libraries That Could	24	20	4	0
Navajo County Library District	66	59	7	0
Pima County Public Library	381	196	185	0
Southwest Valley Library Consortium	33	29	4	0
Tempe Public Library	89	40	49	0
Yavapai School Library Collection	69	14	55	0
Yuma County Library District	57	22	35	0
Grand Total	1046	579	467	0

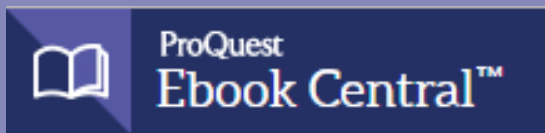
Yavapai Patron Checkouts from other RLA Systems: 3176



STATISTICS: ONLINE USAGE



Books Opened	3859
Time Read (hours)	723.3
Avg Time per Book (min)	48.01
Avg Time per Session (min)	29.74
Avg Time per User (min)	26.5
Unique Users	570



Library	Total Titles Used	Total Unique Users	Total Book Downloads	Total Chapter Downloads	Top 5 Most Used Subjects
TOTAL	349	221	59	97	Social Science, Fine Arts, Education, Religion, History



Logins	1556
Holds Placed	4642

(loginToLiDA/placeHold)

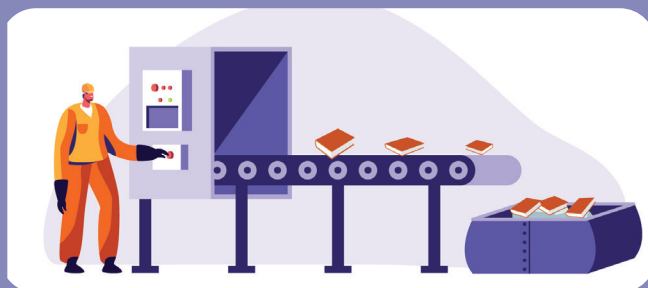
STATISTICS: ONLINE USAGE



TOTAL SESSIONS	295
Mobile Sessions	158
Avg Learning Time (min)	18.43



Month	# Programs Happening	# of Users Visiting
December	482	1700



AMH Sorter [Ethel]	
Items/Month	49690



SMS Notices

Hold Notice	4550
Manual Text	44
Overdue Notice	2899

Ash Fork Public Library	114
Bagdad Public Library	57
Black Canyon City Community Library	24
Beaver Creek Public/School Library	25
Clark Memorial Library	41
Congress Public Library	120
Cordes Lakes Public Library	73
Crown King Public Library	6
Cottonwood Public Library	685
Camp Verde Community Library	104
Chino Valley Public Library	119
Dewey-Humboldt Town Library	41
Embry-Riddle Aeronautical University Library	4
Jerome Public Library	6
Mayer Public Library	46
Paulden Public Library	58
Prescott Public Library	2160
Prescott Valley Public Library	887
Sedona Public Library	256
Seligman Public Library	6
Spring Valley Library	9
SPL in the Village	71
Wilhoit Public Library	28
Yarnell Public Library	58
Yavapai Free Library District	1
Yavapai College - Prescott	61
Yavapai College - Verde	5

STATISTICS - PHONE NOTICES

Date	Sent	Opt-Out	Successful	Failed	Clicks	Opens
1st Overdue						
12/1/2023	20	0	20	0	0	0
12/2/2023	32	0	30	1	0	0
12/3/2023	13	0	13	0	0	0
12/4/2023	8	0	8	0	0	0
12/5/2023	20	0	20	0	0	0
12/6/2023	25	0	22	3	0	0
12/7/2023	15	0	14	1	0	0
12/8/2023	21	0	19	2	0	0
12/9/2023	20	0	18	2	0	0
12/10/2023	10	0	8	2	0	0
12/11/2023	6	0	5	1	0	0
12/12/2023	14	0	13	1	0	0
12/13/2023	21	0	20	1	0	0
12/14/2023	12	0	12	0	0	0
12/15/2023	3	0	1	2	0	0
12/16/2023	7	0	7	0	0	0
12/17/2023	15	0	14	1	0	0
12/18/2023	7	0	6	1	0	0
12/19/2023	16	0	15	1	0	0
12/20/2023	11	0	9	2	0	0
12/21/2023	24	0	23	1	0	0
12/22/2023	13	0	13	0	0	0
12/23/2023	34	0	32	2	0	0
12/24/2023	10	0	10	0	0	0
12/25/2023	3	0	3	0	0	0
12/27/2023	27	0	27	0	0	0
12/28/2023	41	0	40	1	0	0
12/29/2023	23	0	20	3	0	0
12/30/2023	16	0	16	0	0	0
12/31/2023	9	0	8	1	0	0
Total	496	0	466	29	0	0
Final Overdue						
12/1/2023	8	0	6	2	0	0
12/2/2023	7	0	7	0	0	0
12/3/2023	1	0	0	1	0	0



STATISTICS - PHONE NOTICES

12/4/2023	5	0	5	0	0	0
12/5/2023	2	0	2	0	0	0
12/6/2023	4	0	3	1	0	0
12/7/2023	1	0	1	0	0	0
12/8/2023	1	0	1	0	0	0
12/9/2023	6	0	5	1	0	0
12/10/2023	1	0	1	0	0	0
12/11/2023	4	0	4	0	0	0
12/12/2023	4	0	4	0	0	0
12/13/2023	7	0	6	1	0	0
12/14/2023	3	0	2	1	0	0
12/15/2023	11	0	11	0	0	0
12/16/2023	3	0	3	0	0	0
12/17/2023	3	0	3	0	0	0
12/18/2023	5	0	5	0	0	0
12/19/2023	12	0	10	2	0	0
12/20/2023	8	0	7	1	0	0
12/21/2023	8	0	7	1	0	0
12/22/2023	2	0	2	0	0	0
12/23/2023	3	0	2	1	0	0
12/24/2023	1	0	1	0	0	0
12/25/2023	4	0	3	1	0	0
12/26/2023	6	0	6	0	0	0
12/27/2023	4	0	4	0	0	0
12/29/2023	3	0	3	0	0	0
12/30/2023	7	0	6	1	0	0
12/31/2023	1	0	1	0	0	0
Total	135	0	121	14	0	0
Hold Pickup						
12/1/2023	69	0	67	2	0	0
12/2/2023	56	0	50	6	0	0
12/3/2023	9	0	9	0	0	0
12/4/2023	8	0	8	0	0	0
12/5/2023	40	0	39	1	0	0
12/6/2023	102	0	95	7	0	0
12/7/2023	28	0	27	1	0	0
12/8/2023	49	0	45	4	0	0
12/9/2023	49	0	47	2	0	0
12/10/2023	10	0	8	2	0	0
12/11/2023	7	0	7	0	0	0
12/12/2023	37	0	33	4	0	0
12/13/2023	62	0	57	5	0	0

STATISTICS - PHONE NOTICES

12/14/2023	53	0	50	3	0	0
12/15/2023	57	0	52	5	0	0
12/16/2023	44	0	41	3	0	0
12/17/2023	13	0	13	0	0	0
12/18/2023	1	0	1	0	0	0
12/19/2023	54	0	52	2	0	0
12/20/2023	65	0	58	6	0	0
12/21/2023	63	0	61	2	0	0
12/22/2023	50	0	46	4	0	0
12/23/2023	48	0	45	3	0	0
12/24/2023	14	0	13	1	0	0
12/25/2023	4	0	4	0	0	0
12/27/2023	58	0	56	2	0	0
12/28/2023	61	0	60	1	0	0
12/29/2023	59	0	55	4	0	0
12/30/2023	53	0	49	4	0	0
12/31/2023	15	0	15	0	0	0
Total	1238	0	1163	74	0	0
Grand Total	1869	0	1750	117	0	0