

Yavapai
Library
Network
Monthly Report



February 2024

Greetings!

Koha Migration

Patron and Item Mapping

February was the month for a lot of patron and item mapping, in which our Symphony data was plugged into Koha's terminology and categories. Below is a small sample of the Patron Record Mapping. As you can see, much of Koha's terminology seems more intuitive and natural-sounding than Symphony's did.

Strategic Planning

The Executive Committee is interviewing candidates who might be able to lead us through the process of updating our strategic plan. One person was interviewed in February and a second person is scheduled for March.

Thanks,
Karie

Patron Record Mapping

Patron Record mapping describes how information will be mapped over from your current library system's patron info into the Koha patron record.	Current ILS Patron Values	Koha Patron Values
Review the mapping and	USER_ID	cardnumber
	USER_LIBRARY	branchcode
	USER_PROFILE	categorycode
	USER_LAST_NAME, USER_SUFFIX	surname
	USER_CHG_HIST_RULE	privacy
	USER_PREFERRED_NAME	firstname

Patron Accounts Updated

Chanel updated our patron records from an NCOA file in preparation for the migration. The previous update happened a year ago, so it's great to have our patron data cleaned up just as our bibliographic data was!

Training

The on-site training schedule is nearly complete. Thanks to the Steering Committee approving two extra days of training, we will have two trainers for a full week! The Prescott area training will take place at Embry-Riddle Aeronautical University, and the Verde Valley training will take place at both Yavapai College Verde and the Camp Verde Community Library. Thank you to those libraries for making their PC labs available to the YLN!

BTCat

The Cataloging User Group recommended moving forward with Baker & Taylor's cataloging utility, BTCat, and the Steering Committee voted to approve this change from SkyRiver. The contract has to work its way through the system, but it should be available post-migration, starting in July.

MEMBER NEWS

No monthly news from members.

PRIORITIES

Help Desk

A help desk request, or work order, is the submission of a problem that one encounters during the normal operation of a YLN service. Requests are generally submitted via e-mail to help@yln.info. If a request is submitted via telephone, then a YLN staff person will create the request for the submitter. Help desk requests will always be our highest priority because in some cases a member library employee cannot complete a work function until the issue is resolved.

Total requests submitted: 91

Total requests resolved: 77

Total unresolved requests opened this month: 14

Total requests still open: 31



STATISTICS: HOLDS

HOLDS - February 2024					
Hold Inactive Reason	CANCELLED	EXP_ONSHLF	EXPIRED	FILLED	Total
Pickup Library	Number of Holds	Number of Holds	Number of Holds	Number of Holds	Number of Holds
AJS	10	5		41	56
ASH	8	11	1	355	375
BAG	5	22		229	256
BCC	39	37		388	464
BEA	40	45	1	342	428
BMHS	1			1	2
BMMS				6	6
CHV2				2	2
CJES	4		4	8	16
CLA	10	2		140	152
CON	40	5		363	408
COR	26	5		268	299
CRK	7	2		60	69
CSES		1		34	35
CTW	248	145	3	2,802	3,198
CVCL	109	83	2	1,117	1,311
CVHS	1			1	2
CVLAB				5	5
CVPL	154	73	1	1,214	1,442
CVUSD	5	4		21	30
DEL				3	3
DHL	21	5		220	246
ERU	12	3		119	134
GES				5	5
GMMS				9	9
HES	16	4		27	47
HMS	1				1
JER	1	3		41	45
LES				25	25
MAY	48	6		339	393
MES		13		28	41
MUHS	1			6	7
MVES				1	1
PAUL	26	16		502	544
PCL	4	7		24	35
PCM	2			2	4
PHS		1		2	3
PPL	1,213	689	25	8,884	10,811
PVA2	164	53	13	932	1,162
PVPL	594	443	9	5,144	6,190
SED	221	155	10	2,399	2,785

STATISTICS: HOLDS

Hold Inactive Reason	CANCELLED	EXP_ONSHLF	EXPIRED	FILLED	Total
Pickup Library	Number of Holds	Number of Holds	Number of Holds	Number of Holds	Number of Holds
SEL	41	28		255	324
SPR	208	49		162	419
SUSD	5				5
SVES				1	1
TCP				1	1
THS				12	12
VOC	124	55	5	1,312	1,496
WIL	7	13		331	351
YAR	32	15		517	564
YCFLD	3			24	27
YCP	66	7	4	101	178
YCP2				2	2
YCV	16	5		99	120
YCV2	1		2	9	12
YLN	5				5
Total	3,539	2,010	80	28,935	34,564

STATISTICS: TRANSITS

ITEMS TRANSITED - FEBRUARY 2024

Station Library	Total	AJS	ASH	BAG	BCC	BEA	BMHS	BMMS	CJES	CLA	CON	COR	CRK	CSES	CTW	CVCL
Total	21,814	51	320	243	356	355	1	8	12	128	327	225	57	34	2,210	1,057
AFSD	10															
ASH	197			1	2	4				3	3	2	3		23	6
BAG	373		9		12	10				3	6	8	2	3	27	12
BCC	422		7	4		16	1		1	4	9	7	1	1	27	17
BEA	246		4	3	7					1	6	2	1	1	19	18
BMHS	56							1		2		2			2	2
BMMS	30				1	1					1					
CANON	9															
CJES	23							1							4	
CLA	259	1	3	3	7	6					3	2	1		25	10
CON	181		3	3	1	1						4	1		13	10
COR	330		8	2	5	10				1	5		2		17	17
CRK	86		2		1	2									7	4
CSES	15	1		1											2	1
CTW	2,562	3	28	24	38	42		1		9	47	20	2	4		144
CVCL	772	1	7	21	13	9			3	3	6	5		3	89	
CVHS	57				1										6	1
CVLAB	21					2									3	
CVPL	1,235	2	21	20	22	14			1	1	14	8			116	56
CVUSD	71					3				1					4	3
DEL	1															
DHL	167		4	1	2					3	5	3			9	6
ERU	199		2	2	5	5				1					16	3
GES	23			1											3	3
GHMS	6															
GMMS	25					1									1	
HES	17	1												1	1	2
HMS	18				1							1			2	
JER	225		5	1	3	1				1	5	1	1	1	19	10
LES	42			1							2				2	6
LTS	21														2	4
MAY	341	1	11	2	3	6			1	4	9	10			30	23
MES	28			1	1										1	2
MUHS	41		1									1			6	2
MVES	27			1										3	2	2
PAUL	199		7	6	5	8				2	4	2			24	6
PCL	223		1	1	4	4				3		1			25	3
PHS	82	1			2	1				1	1				8	4
PMH	18				1				1		1					
PPL	5,088	21	92	62	89	91			1	30	107	59	23	6	767	311
PVPL	2,781	10	49	45	48	54		5	1	21	36	39	7	10	328	149
SED	2,603	5	23	20	32	29			1	16	24	22	6	1	341	102
SEL	250	2	5	4	4	4				2	8	3			17	10
SPR	217		2		5	2					5	6	2		20	11
STX	74			1	1	1				3	1	5			9	7
SUSD	1															
SVES	11					1										2
TCP	8														1	
THS	44	1		4					1						1	2
VOC	378		3	2	4	4				2	2	2			36	15
WIL	193		7		4	1				1	4	3			18	5
YAR	400		10	3	12	11			1	3	4	3	5		38	17
YCFLD	5				2						2					
YCP	1,013	1	5	3	18	11				6	3	3			92	46
YCV	89		1							1	4	1			7	3
YLN	1															

STATISTICS: TRANSITS

ITEMS TRANSITED - FEBRUARY 2024																		
Station Library																		
Item Library	CVHS	CV-LAB	CVPL	CVUSD	DEL	DHL	ERU	GES	GMMS	HES	JER	LES	LVES	MAY	MES	MUHS	MVES	PAUL
Total	1	32	1,056	19	6	220	114	5	12	26	45	12	3	309	48	6	1	461
AFSD																		
ASH			9								2			2				12
BAG			12			3				1				10				24
BCC			24	4		7	2	1						8	6			18
BEA			14				2			1								16
BMHS			2			1					1							
BMMS			1						1				1					2
CANON																		
CJES										1		1			2			
CLA			9			2	2			3		1		1				19
CON			9			4				2				4				12
COR			22	2		5				1				10	1			20
CRK			4											4				7
CSES			2									1			1			
CTW		1	145	1		27	8		1	1	3			38	2	2		28
CVCL			56			6	3					1		7	3	1		13
CVHS			4						2					1				
CVLAB				1				1										2
CVPL					1	12	7			4	1			14	6			14
CVUSD		27	3											1				1
DEL																		
DHL			6							1	1	1		1				14
ERU			9			4					2			4				4
GES			2															
GHMS			1															1
GMMS			3												1			
HES							1											
HMS					2									1				1
JER			14									1		1				4
LES			4						1					1				
LTS			2												1			
MAY	1		14	1		5												17
MES			2					1				1		1				
MUHS			2															2
MVES			2				1											2
PAUL			9			1	1							6				
PCL		1	5				3				3							
PHS		1	4	1		1			1	1				3				2
PMH			2							1			3					1
PPL			347	3	2	69	46	1	3	3	14	2		93	13			77
PVPL		1	151	4		36	20		1	4	5	2		34	9	1		35
SED		1	77	1	1	16	7	1	1	1	5			24	2	1		25
SEL			13			6			1					8				11
SPR			3			1								10				25
STX			2				2											
SUSD																		
SVES			2															
TCP			1															
THS			1												1			
VOC			14			1								4				
WIL			5			1	1			1				3			1	9
YAR			17			5	1				2			10				21
YCFLD																		
YCP			24	1		7	6				5			5		1		22
YCV			2				1				1							
YLN																		

STATISTICS: TRANSITS

ITEMS TRANSITED - FEBRUARY 2024

Station Library																			
Item Library	PCL	PHS	PPL	PVA2	PVPL	SED	SEL	SPR	STX	SVES	TCP	THS	VOC	WIL	YAR	YC-FLD	YCP	YCV	YLN
Total	25	3	5,049	77	4,320	1,713	268	258	4	1	1	14	1,270	342	469	26	93	114	7
AFSD			9		1														
ASH			43	1	50	11	1	3					6	5	4		1		
BAG			71	3	81	32	8	17					8	7	3	1			
BCC			78	1	85	24	8	15					18	12	10	1	4	1	
BEA	1		66	2	42	22	1	5				1	4	2	2		1	2	
BMHS	2		24		9	5		1					2						
BMMS			8		7	1		5					1						
CANON			3		4	1		1											
CJES			4		6	3													1
CLA			55	1	63	13	4	3					6	5	8	1		2	
CON	1		41		37	17	2	2					3	2	2	3	4		
COR			77		64	22	6	11					3	6	6	3	4		
CRK			23		12	7	1	1	1				3	1	5	1			
CSES			1		4	1													
CTW		1	842	2	611	194	31	20				1	128	39	60	1	9	3	1
CVCL	2		208	2	156	58	6	4				1	50	14	17		2	2	
CVHS			22		6	11							2	1					
CVLAB			8		4														
CVPL	2		413	5	285	81	17	10					32	22	25		2	7	
CVUSD			5		13	6	1						1	1			1		
DEL					1														
DHL			48	2	32	6	2	5					6	5	1	2	1		
ERU			60		34	16	2	1	1				14	14					
GES			11	1	1	1													
GHMS					2	1							1						
GMMS			7		7	2							3						
HES			8		3														
HMS			4		4	2													
JER	1		65	1	35	29	1	5					7	4	4	2	1	2	
LES			9		8	3		1				1	3						
LTS			4		7								1						
MAY			70	3	68	10	6	18					10	3	9	1	1	4	
MES			9		6				1				1		1				
MUHS			10		13	1		1					1					1	
MVES			8		5										1				
PAUL			36	3	42	13	5	3					8	4	3	1			
PCL			72		27	39	1	4					13	5	3		2	3	
PHS			19		16	6		3					2	2		1		1	
PMH			2	1	3	1							1						
PPL	7	1		14	1,409	559	85	49		1		5	312	91	179	1	19	21	3
PVPL	3	1	1,132	24		219	38	29			1	4	104	36	69		10	6	
SED	3		737	7	547		15	17				1	421	26	22	2	15	5	
SEL			52		57	17		4					9	7	4	1	1		
SPR			40	1	51	14	4						5	6	4				
STX			19		13	2										4	1	1	2
SUSD					1														
SVES			3		2													1	
TCP			2		2	1							1						
THS			15		10	8													
VOC			102		70	108										4	4	1	
WIL			50		44	17	2	3					7		5		1		
YAR	1		80	2	73	29	9	10	1				11	15		2	4		
YCFLD								1											
YCP	2		354	1	167	83	11	6					57	6	13	1		53	
YCV			20		19	17	1						5	1	1		4		
YLN					1														

STATISTICS: DISCARDED & ADDED

DISCARDS - FEBRUARY 2024	
Station Library	Library Use Transactions
AJS	4
ASH	28
BAG	20
BCC	45
BEA	33
CJES	47
CLA	4
CRK	33
CSES	3
CTW	330
CVCL	317
CVLAB	1
CVPL	418
CVUSD	87
DEL	76
ERU	10
GHMS	49
GMMS	20
HMS	6
JER	8
LES	2
LTS	5
MAY	5
MES	1
PAUL	34
PCL	16
PHS	11
PPL	595
PVPL	280
SED	570
SEL	20
SUSD	16
THS	117
VOC	3
WIL	8
YAR	85
YCP	4
YCV	5
YLN	6
Total	3,322

ITEMS ADDED - FEBRUARY 2024	
Item Library	Total Copies
AFSD	14
AJS	79
ASH	70
BAG	46
BCC	29
BEA	74
BMHS	2
BMMS	1
CANON	5
CJES	322
CLA	22
CON	27
COR	35
CRK	44
CSES	7
CTW	226
CVCL	327
CVHS	10
CVLAB	72
CVPL	277
CVUSD	36
DEL	1
DHL	8
ERU	157
GES	44
GHMS	2
GMMS	52
HES	75
HMS	29
JER	22
LES	8
LTS	78
LVES	1
MAY	44
MES	15
MUHS	10
MVES	16
ORME	11
PAUL	67
PCL	123
PHS	54
PPL	866
PVPL	1027
SED	197
SEL	68
SHM	105
SPR	42
STX	6
SVES	14
THS	48
VOC	6
WIL	14
YAR	9
YCFLD	8
YCP	11
YCV	16
YLN	3
Grand Total	4982

TOTAL ITEMS - FEBRUARY 2024	
Item Library	Total Copies
AFSD	4,348
AJS	14,026
ASH	5,641
BAG	15,797
BCC	11,839
BEA	11,204
BMHS	30,307
BMMS	7,907
CANON	4,293
CJES	11,371
CLA	8,800
CON	6,546
COR	6,707
CRK	3,410
CSES	4,599
CTW	84,546
CVCL	28,359
CVHS	15,830
CVLAB	4,325
CVPL	52,754
CVUSD	10,666
DEL	10,454
DHL	6,021
ERU	24,527
GES	12,260
GHMS	9,459
GMMS	9,588
HES	8,234
HMS	20,343
JER	14,270
LAW	1,784
LES	12,702
LTS	14,019
LVES	8,471
MAY	10,736
MES	5,134
MUHS	5,554
MVES	10,055
ORME	8,415
PAUL	7,463
PCL	34,093
PHS	11,310
PMH	9,252
PPL	126,849
PVCV	4,609
PVPL	86,501
SED	58,433
SEL	7,246
SHM	8,167
SPR	5,409
STX	849
SUSD	6,872
SVES	6,598
TCP	1,234
TECC	7
THS	11,117
VOC	4,738
VVAC	3,076
WIL	5,479
YAR	9,447
YAV	4,201
YCC	2,157
YCFLD	78
YCP	54,466
YCV	2,644
YLN	6
Total	1,007,602

STATISTICS: USERS

NEW USERS - FEBRUARY 2024

User Library	Number of Users
AFSD	4
AJS	3
ASH	11
BAG	3
BCC	13
BEA	8
BMHS	6
BMMS	3
CLA	5
CON	18
COR	12
CSES	2
CTW	193
CVCL	101
CVHS	5
CVPL	67
CVUSD	9
DEL	3
DHL	4
ERU	3
GES	3
GHMS	3
GMMS	4
HMS	1
LES	3
LTS	2
LVES	7
MAY	4
MES	8
MUHS	5
MVES	11
ORME	1
PAUL	28
PCL	2
PHS	9
PMH	2
PPL	327
PVPL	258
SED	80
SEL	7
SPR	2
THS	2
VOC	29
WIL	3
YAR	8
YCP	16
YCV	1
Grand Total	1299

TOTAL USERS - FEBRUARY 2024

User Library	Number of Users
AFSD	455
AJS	1,003
ASH	770
BAG	666
BCC	821
BEA	1,172
BMHS	3,071
BMMS	550
CANON	158
CJES	763
CLA	533
CON	587
COR	945
CRK	141
CSES	1,010
CTW	10,195
CVCL	4,462
CVHS	1,451
CVLAB	24
CVPL	4,991
CVUSD	2,462
DEL	590
DHL	546
ERU	6,983
GES	849
GHMS	705
GMMS	703
HES	549
HMS	624
JER	171
LAW	1
LES	640
LTS	1,299
LVES	706
MAY	728
MES	1,127
MUHS	1,807
MVES	623
ORME	347
PAUL	772
PCL	4,159
PHS	2,090
PMH	996
PPL	25,296
PVA2	2
PVCV	18
PVPL	16,997
SED	8,216
SEL	624
SHM	2
SPR	473
SUSD	269
SVES	64
TCP	16
TECC	1
THS	772
VOC	1,619
WIL	206
YAR	558
YAV	1

YCC	1
YCFLD	10
YCP	1,240
YCV	687
YLN	20
Total	120,337

STATISTICS: BILLS

PATRON BILLS - February 2024			
Bill Library Code	# of Bills	Bill Amount	Bill Payment Amount
Total	135	\$1,378.40	\$1,365.40
ASH	1	\$23.00	\$23.00
BEA	2	\$10.00	\$10.00
CTW	15	\$47.00	\$47.00
CVCL	1	\$31.00	\$31.00
CVLAB	2	\$13.00	\$13.00
CVPL	13	\$123.35	\$113.35
ERU	9	\$162.00	\$162.00
GMMS	1	\$3.00	\$3.00
LES	1	\$16.00	\$16.00
LTS	1	\$5.00	\$5.00
MUHS	8	\$8.10	\$8.10
PPL	42	\$551.81	\$551.81
PVPL	18	\$257.15	\$257.15
SED	10	\$46.00	\$43.00
SPR	2	\$29.00	\$29.00
TCP	1	\$0.10	\$0.10
VOC	5	\$20.80	\$20.80
YCP	3	\$32.09	\$32.09



STATISTICS: CIRCULATION

CIRCULATION - FEBRUARY 2024

Station Library	Client Types	Charge Item Part B	Renew Item	Grand Total
AJS	None	4		4
	Aspen		2	2
AJS Total		4	2	6
ASH	None	2		2
	SIP	670	2	672
	WorkFlows	44	175	219
	Aspen		1	1
ASH Total		716	178	894
BAG	None	5		5
	SIP	571	18	589
	WorkFlows	57	487	544
BAG Total		633	505	1138
BCC	None	18		18
	SIP	801	1	802
	WorkFlows	208	437	645
	Aspen		4	4
BCC Total		1027	442	1469
BEA	None	22		22
	SIP	70	3	73
	WorkFlows	1262	559	1821
	Aspen		10	10
BEA Total		1354	572	1926
BMHS	WorkFlows	17	10	27
	Aspen		27	27
BMHS Total		17	37	54
BMMS	WorkFlows	41	5	46
BMMS Total		41	5	46
CANON	WorkFlows	105		105
CANON Total		105		105
CJES	WorkFlows	1391	289	1680
CJES Total		1391	289	1680
CLA	None	1		1
	SIP	338	7	345
	WorkFlows	7	94	101
CLA Total		346	101	447
CON	None	10		10
	SIP	662	5	667
	WorkFlows	109	183	292
	Aspen		3	3
CON Total		781	191	972
COR	None	3		3
	SIP	241		241
	WorkFlows	493	203	696
	Aspen		19	19
COR Total		737	222	959
CRK	None	65		65
	WorkFlows	136	76	212
	Aspen		3	3
CRK Total		201	79	280
CSES	None	1		1
	WorkFlows	373	13	386
CSES Total		374	13	387
CTW	None	60		60
	SIP	9260	350	9610
	WorkFlows	261	3892	4153
	Aspen		339	339

CTW Total		9581	4581	14162
CVCL	None	41		41
	SIP	2580	18	2598
	WorkFlows	1572	1538	3110
	Aspen		106	106
CVCL Total		4193	1662	5855
CVHS	WorkFlows	18	3	21
	Aspen		5	5
CVHS Total		18	8	26
CVLAB	WorkFlows	831	11	842
CVLAB Total		831	11	842
CVPL	None	51		51
	SIP	1294	3	1297
	WorkFlows	3140	2249	5389
	Aspen		97	97
CVPL Total		4485	2349	6834
CVUSD	None	2		2
	SIP	271	10	281
	WorkFlows	66	65	131
	Aspen		7	7
CVUSD Total		339	82	421
DEL	None	1		1
	WorkFlows	699	83	782
DEL Total		700	83	783
DHL	None	2		2
	SIP	9		9
	WorkFlows	415	144	559
DHL Total		426	144	570
ERU	None	4		4
	SIP	96	11	107
	WorkFlows	2388	229	2617
	Aspen		4	4
ERU Total		2488	244	2732
GES	WorkFlows	1014	105	1119
	Aspen		1	1
GES Total		1014	106	1120
GHMS	WorkFlows	5		5
GHMS Total		5		5
GMMS	WorkFlows	292	73	365
GMMS Total		292	73	365
HES	WorkFlows	974	143	1117
HES Total		974	143	1117
HMS	WorkFlows	67	11	78
HMS Total		67	11	78
JER	None	2		2
	WorkFlows	135	107	242
	Aspen		1	1
JER Total		137	108	245
LES	WorkFlows	1020	919	1939
LES Total		1020	919	1939
LTS	WorkFlows	748	144	892
LTS Total		748	144	892
LVES	WorkFlows	711	34	745
LVES Total		711	34	745
MAY	None	1		1
	SIP	691		691
	WorkFlows	158	347	505
MAY Total		850	347	1197
MES	None	3		3
	WorkFlows	685	100	785
MES Total		688	100	788

STATISTICS: CIRCULATION

MUHS	WorkFlows	31	49	80
MUHS Total		31	49	80
MVES	WorkFlows	984	167	1151
MVES Total		984	167	1151
ORME	Aspen		3	3
ORME Total			3	3
PAUL	None	6		6
	WorkFlows	982	513	1495
	Aspen		1	1
PAUL Total		988	514	1502
PCL	WorkFlows	94	63	157
	Aspen		5	5
PCL Total		94	68	162
PHS	WorkFlows	9	1	10
PHS Total		9	1	10
PMH	None	1		1
	WorkFlows	136	63	199
	Aspen		16	16
PMH Total		137	79	216
PPL	None	924		924
	SIP	20695	797	21492
	WorkFlows	9638	12128	21766
	Aspen		1812	1812
PPL Total		31257	14737	45994
PVA2	None	63		63
	WorkFlows	4		4
PVA2 Total		67		67
PVPL	None	931		931
	SIP	19058	676	19734
	WorkFlows	192	8751	8943
	Aspen		1127	1127
PVPL Total		20181	10554	30735
SED	None	116		116
	SIP	6253	72	6325
	WorkFlows	830	2673	3503
	Aspen		691	691
SED Total		7199	3436	10635
SEL	None	17		17
	WorkFlows	1041	266	1307
SEL Total		1058	266	1324
SPR	None	4		4
	SIP	109	1	110
	WorkFlows	335	78	413
	Aspen		2	2
SPR Total		448	81	529
STX	WorkFlows	5	2	7
STX Total		5	2	7
SUSD	WorkFlows	44	1	45
SUSD Total		44	1	45
SVES	WorkFlows	29	7	36
SVES Total		29	7	36
TCP	WorkFlows	3	1	4
TCP Total		3	1	4
THS	WorkFlows	848	31	879
THS Total		848	31	879
VOC	None	26		26
	SIP	1905	16	1921
	WorkFlows	210	551	761
VOC Total		2141	567	2708
WIL	None	2		2
	SIP	678	2	680

	WorkFlows	3	179	182
WIL Total		683	181	864
YAR	None	8		8
	SIP	482	3	485
	WorkFlows	702	253	955
	Aspen		5	5
YAR Total		1192	261	1453
YCFLD	WorkFlows	22	14	36
	Aspen		203	203
YCFLD Total		22	217	239
YCP	SIP	355	16	371
	WorkFlows	39	250	289
	Aspen		14	14
YCP Total		394	280	674
YCV	SIP	49		49
	WorkFlows	114	116	230
YCV Total		163	116	279
YLN	WorkFlows	7	1	8
	Aspen		395	395
YLN Total		7	396	403
Grand Total		105278	45800	151078

CIRCULATION USE ITEM - FEBRUARY 2024

Station Library	Use Item Transactions
CTW	369
CVUSD	184
ERU	3
SED	67
SPR	317
THS	1
VOC	30
YCP	78

STATISTICS: CHECKINS

CHECKINS - FEBRUARY 2024	
Station Library	Total Checkins
AFSD	1
AJS	852
ASH	737
BAG	1,044
BCC	1,114
BEA	1,381
BMHS	34
BMMS	58
CANON	123
CJES	1,427
CLA	462
CON	784
COR	1,223
CRK	179
CSES	263
CTW	9,765
CVCL	5,171
CVHS	161
CVLAB	891
CVPL	5,143
CVUSD	3,667
DEL	982
DHL	564
ERU	2,457
GES	946
GHMS	222
GMMS	320
HES	1,413
HMS	113
JER	175
LES	1,009
LTS	702
LVES	792
MAY	913
MES	720
MUHS	44
MVES	952
ORME	224
PAUL	1,251
PCL	596
PHS	170
PMH	144
PPL	34,483
PVA2	2
PVPL	20,452
SED	9,044
SEL	1,222
SPR	798
STX	11
SUSD	172
SVES	57
TCP	2

THS	987
VOC	2,344
WIL	1,093
YAR	1,393
YCFLD	121
YCP	421
YCV	298
YLN	35,376
Total	157,465

STATISTICS: OPAC

Library	Total
Default	17,228
CTW	13,503
CVCL	16,189
CVPL	8,153
Elementary	17,014
ERU	3,100
High	1,059
JER	172
Middle	676
PCL	2,899
PPL	60,018
PVPL	40,240
SED	22,037
YCFLD	16,998
YCP	18,130

STATISTICS: OVERDRIVE

USAGE TYPE: ALL DOCUMENTS			
USER ACTIVITY			
UNIQUE USERS: 6569			
CHECKOUTS		HOLDS	
Audiobook	12998	Audiobook	5035
eBook	12530	eBook	4683
Magazine	5883		

BRANCH	CHECKOUTS
YLN-Prescott	12790
YLN-Prescott Valley	5968
YLN-Cottonwood	3110
YLN-Sedona	2505
YLN-Chino Valley	1213
YLN-Camp Verde	1110
YLN-Sedona - Village of Oak Creek	774
YLN-Yavapai College	536
YLN-Clark Memorial	386
YLN-Congress	246
YLN-Dewey-Humboldt Town	208
YLN-Yarnell	191
YLN-Embry-Riddle	142
YLN-Black Canyon City	133
YLN-Bagdad	125
YLN-Paulden	114
YLN-Mayer	108
YLN-Seligman	103
YLN-Beaver Creek	90
YLN-Cordes Lakes	76
YLN-Yavapai Schools	49
YLN-Jerome	43
YLN-Wilhoit	40
YLN-Prescott College	35
YLN-Ash Fork	26
YLN-Spring Valley	14
YLN-Crown King	11


STATISTICS: OVERDRIVE RLA

CONSORTIUM	Total	audiobook	ebook	videos
Amphitheater Public Schools	2	0	2	0
Apache County Library District	74	52	22	0
Cochise County Library District	111	78	33	0
Flagstaff City-Coconino County Public Library	162	108	54	0
Gila County Library District	32	27	5	0
Little Libraries That Could	57	45	12	0
Navajo County Library District	40	31	9	0
Pima County Public Library	542	339	203	0
Southwest Valley Library Consortium	37	25	12	0
Tempe Public Library	96	23	73	0
Yavapai School Library Collection	62	12	50	0
Yuma County Library District	52	32	20	0
Grand Total	1267	772	495	0

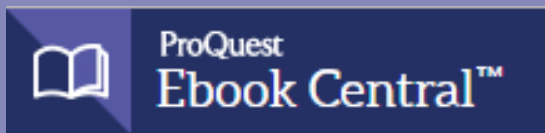
Yavapai Patron Checkouts from other RLA Systems: 3008



STATISTICS: ONLINE USAGE



Books Opened	4689
Time Read (hours)	800.54
Avg Time per Book (min)	78.27
Avg Time per Session (min)	32.15
Avg Time per User (min)	29.5
Unique Users	592



Library	Total Titles Used	Total Unique Users	Total Book Downloads	Total Chapter Downloads	Top 5 Most Used Subjects
TOTAL	644	441	92	194	Psychology; Philosophy; Fine Arts; Education; Medicine - Psychology




Logins	1086
Holds Placed	5162

(loginToLiDA/placeHold)

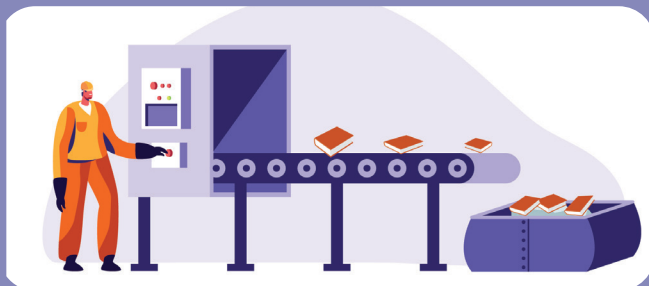
STATISTICS: ONLINE USAGE



TOTAL SESSIONS	484
Mobile Sessions	282
Avg Learning Time (min)	15.39



Month	# Programs Happening	# of Users Visiting
February	543	2500



AMH Sorter [Ethel]	
Items/Month	55241



SMS Notices

Hold Notice	5301
Manual Text	49
Overdue Notice	2603

Ash Fork Public Library	95
Bagdad Public Library	81
Black Canyon City Community Library	29
Beaver Creek Public/School Library	34
Clark Memorial Library	35
Congress Public Library	113
Cordes Lakes Public Library	57
Crown King Public Library	16
Cottonwood Public Library	787
Camp Verde Community Library	131
Chino Valley Public Library	186
Dewey-Humboldt Town Library	59
Embry-Riddle Aeronautical University Library	3
Jerome Public Library	5
Mayer Public Library	75
Paulden Public Library	82
Prescott Public Library	2390
Prescott Valley Public Library	969
Sedona Public Library	292
Seligman Public Library	13
Spring Valley Library	20
SPL in the Village	75
Wilhoit Public Library	18
Yarnell Public Library	69
Yavapai College - Prescott	78
Yavapai College - Verde	20

STATISTICS - PHONE NOTICES

Date	Sent	Opt-Out	Successful	Failed	Clicks	Opens
1st Overdue						
2/1/2024	26	0	21	5	0	0
2/2/2024	13	0	12	1	0	0
2/3/2024	18	0	16	2	0	0
2/4/2024	15	0	14	1	0	0
2/5/2024	1	0	1	0	0	0
2/6/2024	1	0	1	0	0	0
2/7/2024	23	0	20	3	0	0
2/8/2024	28	0	28	0	0	0
2/9/2024	29	0	28	1	0	0
2/10/2024	26	0	24	2	0	0
2/11/2024	12	0	12	0	0	0
2/12/2024	4	0	3	1	0	0
2/13/2024	7	0	7	0	0	0
2/14/2024	16	0	14	2	0	0
2/15/2024	36	0	34	2	0	0
2/16/2024	15	0	13	2	0	0
2/17/2024	8	0	8	0	0	0
2/18/2024	17	0	17	0	0	0
2/19/2024	4	0	3	1	0	0
2/20/2024	2	0	2	0	0	0
2/21/2024	34	0	32	2	0	0
2/22/2024	20	0	19	1	0	0
2/23/2024	18	0	17	1	0	0
2/24/2024	19	0	18	1	0	0
2/25/2024	5	0	5	0	0	0
2/26/2024	2	0	1	1	0	0
2/27/2024	9	0	8	1	0	0
2/28/2024	20	0	19	1	0	0
2/29/2024	25	0	24	1	0	0
Total	453	0	421	32	0	0
Final Overdue						
2/1/2024	10	0	9	1	0	0
2/2/2024	3	0	2	1	0	0
2/3/2024	4	0	4	0	0	0
2/4/2024	2	0	2	0	0	0



STATISTICS - PHONE NOTICES

2/6/2024	5	0	4	1	0	0
2/7/2024	2	0	2	0	0	0
2/8/2024	3	0	3	0	0	0
2/9/2024	4	0	3	1	0	0
2/10/2024	5	0	5	0	0	0
2/12/2024	6	0	5	1	0	0
2/13/2024	8	0	7	1	0	0
2/14/2024	6	0	3	3	0	0
2/15/2024	9	0	5	4	0	0
2/16/2024	5	0	4	1	0	0
2/17/2024	2	0	2	0	0	0
2/19/2024	1	0	1	0	0	0
2/20/2024	14	0	11	3	0	0
2/21/2024	7	0	6	1	0	0
2/22/2024	8	0	8	0	0	0
2/23/2024	4	0	3	1	0	0
2/24/2024	5	0	5	0	0	0
2/26/2024	1	0	1	0	0	0
2/29/2024	4	0	3	1	0	0
Total	118	0	98	20	0	0
Hold Pickup						
2/1/2024	68	0	62	6	0	0
2/2/2024	57	0	53	4	0	0
2/3/2024	42	0	36	6	0	0
2/4/2024	19	0	17	2	0	0
2/5/2024	9	0	9	0	0	0
2/6/2024	39	0	35	4	0	0
2/7/2024	67	0	61	6	0	0
2/8/2024	54	0	52	2	0	0
2/9/2024	45	0	41	4	0	0
2/10/2024	39	0	36	3	0	0
2/11/2024	13	0	13	0	0	0
2/12/2024	9	0	9	0	0	0
2/13/2024	48	0	45	3	0	0
2/14/2024	92	0	86	6	0	0
2/15/2024	162	0	154	8	0	0
2/16/2024	55	0	52	3	0	0
2/17/2024	46	0	42	4	0	0
2/18/2024	16	0	14	2	0	0
2/19/2024	5	0	5	0	0	0
2/20/2024	5	0	4	1	0	0
2/21/2024	66	0	63	3	0	0

STATISTICS - PHONE NOTICES

2/22/2024	83	0	76	7	0	0
2/23/2024	77	0	73	4	0	0
2/24/2024	62	0	59	3	0	0
2/25/2024	11	0	11	0	0	0
2/26/2024	10	0	8	2	0	0
2/27/2024	59	0	55	4	0	0
2/28/2024	70	0	64	6	0	0
2/29/2024	71	0	70	1	0	0
Total	1399	0	1305	94	0	0
Grand Total	1970	0	1824	146	0	0