

Yavapai  
Library  
Network  
Monthly Report



March 2024

## Happy Spring!(!?)

### Koha Migration

The Koha Migration page on the YLN Portal has been updated frequently in recent weeks, with new information added every few days. Please check it out if you haven't already.

### On-Site Training

The Koha on-site training schedule has been finalized and sign-ups are underway. Training will take place the week of May 13th, with sessions at Yavapai College Verde Campus on Monday and Thursday, and at Embry-Riddle Aeronautical University on Tuesday, Wednesday, and Friday. There are enough sessions for circulation that everyone who wants training in that module should be able to attend the in-person training. If you have any questions as to whether you have been signed up, please see your library's point of contact. If you don't know who your point of contact is, please email me!

### Webinars

Some of the sessions are being offered via webinars. The webinars will be taught by the same instructors who are conducting our on-site training and will be recorded for future viewing. The webinars will be held the week following the on-site training, starting at 9:00 a.m. every day. Those sessions are as follows:

- Monday, May 20, 9-noon, Cataloging & Authorities
- Tuesday, May 21, 9-11 am, Acquisitions
- Wednesday, May 22, 9-11 am, Reports & ILL
- Thursday, May 23, 9-11 am, Serials
- Friday, May 24, 9-11 am, Homebound & Course Reserves

Check with your library's point of contact and ask for the webinar invitation if you would like to attend!

### Test Server

We have had access to ByWater's test server to check out features and functionality. Soon we will have our own test server, loaded with our own data. The ByWater team has been loading our patron and item records, and they along with Chanel have been putting our circulation policies into place. Meanwhile, the Implemen-

tation Team has been working on supplementing ByWater's data tests with our own scenarios, questions, and things to examine. These are on the YLN Portal and will be added to as we approach the release of our YLN test server.

Thank you, and hope some warmer weather finds us soon!

Karie Straube  
YLN Administrator

# MEMBER NEWS

No monthly news from members.

# PRIORITIES

## Help Desk

A help desk request, or work order, is the submission of a problem that one encounters during the normal operation of a YLN service. Requests are generally submitted via e-mail to [help@yln.info](mailto:help@yln.info). If a request is submitted via telephone, then a YLN staff person will create the request for the submitter. Help desk requests will always be our highest priority because in some cases a member library employee cannot complete a work function until the issue is resolved.

**Total requests submitted: 66**

**Total requests resolved: 61**

**Total unresolved requests opened this month: 5**

**Total requests still open: 17**



# STATISTICS: HOLDS

HOLDS - March 2024					
Hold Inactive Reason	CANCELLED	EXP_ONSHLF	EXPIRED	FILLED	Total
Pickup Library	Number of Holds	Number of Holds	Number of Holds	Number of Holds	Number of Holds
AJS	7	2		25	34
ASH	21	20		396	437
BAG	11	22		112	145
BCC	89	7		394	490
BEA	49	8	2	311	370
BMHS			2		2
BMMS	3			4	7
CJES	4			5	9
CLA	11	4		124	139
CON	56	3	1	497	557
COR	19	6		277	302
CRK	2	1		97	100
CSES	5	3		10	18
CTW	291	189	8	2,684	3,172
CVCL	105	91	2	1,152	1,350
CVLAB	2			4	6
CVPL	124	85	3	1,190	1,402
CVUSD	3	1		15	19
DEL	10	3		14	27
DHL	36	5		203	244
ERU	14	7		110	131
GMMS				6	6
HES	4	8		8	20
HMS		1			1
JER	3	8		29	40
LES	1	1		24	26
LVES		2	1		3
MAY	43	5	1	400	449
MES	1	7		10	18
MUHS				1	1
ORME	2				2
PAUL	27	14		565	606
PCL	9	1		20	30
PCM				3	3
PHS		1		1	2
PPL	1,292	771	57	9,377	11,497
PVA2	183	59	10	1,123	1,375
PVPL	616	461	8	5,446	6,531
SED	277	181	16	2,359	2,833
SEL	36	40		350	426
SPR	290	43		206	539

# STATISTICS: HOLDS

Hold Inactive Reason	CANCELLED	EXP_ONSHLF	EXPIRED	FILLED	Total
Pickup Library	Number of Holds	Number of Holds	Number of Holds	Number of Holds	Number of Holds
SVES				1	1
TCP	1			4	5
VOC	152	80	7	1,338	1,577
WIL	5	9		269	283
YAR	23	15		559	597
YCFLD	4			34	38
YCP	84	26	3	71	184
YCP2				3	3
YCV	9	6		129	144
YCV2	1			13	14
YLN	8			1	9
<b>Total</b>	<b>3,933</b>	<b>2,196</b>	<b>121</b>	<b>29,974</b>	<b>36,224</b>

# STATISTICS: TRANSITS

## ITEMS TRANSITED - MARCH 2024

Station Library	Total	AJS	ASH	BAG	BCC	BEA	BMMS	CJES	CLA	CON	COR	CRK	CSES	CTW	CVCL
Total	22,442	30	347	122	358	300	6	7	118	435	235	50	16	2,187	1,077
ASH	241				2	2				10	4	4		16	12
BAG	421		9		5	11		2	3	10	2		3	46	16
BCC	412		12	1		15				11	8			28	17
BEA	234		6	1	4				3	3	3		1	21	9
BMHS	41					1			1					3	
BMMS	27													3	1
CANON	6			2											
CJES	15						1				1				1
CLA	265		2	2	3	3				7	1		1	29	9
CON	188		5	1	1	4			3		5	1		19	8
COR	314		8	2	4	4				11				23	4
CRK	81		3	1	1	4				4	2			8	4
CSES	11	1				1								4	1
CTW	2,492	3	32	14	45	20			10	27	32	5	4		113
CVCL	805		10	7	8	3		2	1	8	10	1		91	
CVHS	61		1		1	1				2	1			5	2
CVLAB	21													1	2
CVPL	1,281	2	14	10	15	16			5	22	11			134	66
CVUSD	44	1	1	1	1					1				1	2
DEL	1														
DHL	195		5	2	3	5					2			14	6
ERU	183		1	1	2	3			1	1	5	1		21	1
GES	30						2			1				2	1
GHMS	9														
GMMS	5	1				1									
HES	19		1												1
HMS	24	1													1
JER	258		6		4	1			1	3		1		23	16
LES	56									1				8	1
LTS	20			1		1									5
LVES	1														
MAY	313		6	2	7	6			1	10	4			28	10
MES	19				1									1	1
MUHS	47				2				1					7	
MVES	13	1												1	
PAUL	217			1	10	2				6	4			14	10
PCL	220		1		1	1					1			27	7
PHS	78			1	1									3	3
PMH	11														1
PPL	5,374	9	94	38	117	69	3		38	170	58	19	1	698	334
PVPL	2,962	5	62	18	48	53		1	27	54	45	10	4	362	193
SED	2,698	4	19	11	27	32		1	8	34	22	6		329	101
SEL	246		12	1	5	5			2	9				15	9
SPR	265		4		4	3			1	5	1			15	15
STX	93		1			1				1	3			12	6
SUSD	6														
SVES	16												1	3	
TCP	10														
THS	38	1		1	1					1					4
VOC	382		2	1	2	5			1	3	2	1		42	10
WIL	195		7	1	7	3				4	3			11	7
YAR	459		10		10	11		1	6	12	3			36	24
YCFLD	1				1										
YCP	943	1	12	1	13	12			5	4	1	1		80	42
YCV	73		1		2	1					1		1	3	1
YLN	2														

# STATISTICS: TRANSITS

ITEMS TRANSITED - MARCH 2024																		
Station Library																		
Item Library	CVHS	CV-LAB	CVPL	CVUSD	DEL	DHL	ERU	GES	GMMS	HES	HMS	JER	LES	LVES	MAY	MES	MUHS	PAUL
Total	1	6	1,022	17	21	212	117	1	6	19	2	43	27	3	347	22	1	491
ASH			8			1	2					2			3			8
BAG			16				1					1			9	2		27
BCC			15			5	2							1	7	2		12
BEA			13			2	1				1				4	1		12
BMHS			4									1						
BMMS			3			1									1			
CANON			1															1
CJES			1	1			1						1					
CLA			6	1		1				2					5			19
CON			7			6	1			1					4			8
COR			27	1	1	7				1		1			11			16
CRK			2			2									1			10
CSES			1										1					
CTW		1	113	1		26	12		1	1		4	2		41			39
CVCL			46	1	1	8	3		1	1		1	1		13	2		17
CVHS			2			1	2								1			
CVLAB	1			4														
CVPL					1	12	8					2	2		18	2		22
CVUSD		2	1			2						2	3		2	1		
DEL																		
DHL			9							1					2	1		12
ERU			10									1						7
GES			2		1													
GHMS			2															
GMMS																		
HES			2								1							
HMS					8													1
JER			19			2	5								5			9
LES			7							2					1			1
LTS			2		1								1					1
LVES																		
MAY			13			2				1		1						8
MES			1										1					1
MUHS			1															1
MVES			3															
PAUL			9	1		1	1		1						8			
PCL		1	6			1	6					1			2			3
PHS		1	8			1									1			1
PMH			1											1				
PPL			384	3	7	62	35			4		13	9		105	3	1	82
PVPL		1	124	1	1	42	12					7	3	1	53	3		42
SED			81	3		10	13	1	2	2		4	1		27	1		33
SEL			10			1									4			13
SPR			6			2	1								2			31
STX			1			2									1			
SUSD			2															
SVES																		
TCP																		1
THS			3										2					1
VOC			11			2	2			1		1			1			
WIL			6			2									4	2		13
YAR			13			4	1		1						2			24
YCFLD																		
YCP			19			4	7			1		1			9	2		14
YCV			1				1											1
YLN										1								



# STATISTICS: TRANSITS

## ITEMS TRANSITED - MARCH 2024

Station Library																			
Item Library	PCL	PHS	PMH	PPL	PVA2	PVPL	SED	SEL	SPR	STX	SVES	TCP	THS	VOC	WIL	YAR	YC-FLD	YCP	YCV
Total	15	2	1	5,336	76	4,738	1,644	330	295	17	1	5	2	1,306	278	491	22	81	156
ASH				69		48	19	1	8					4	5	8	5		
BAG				102		91	22	3	17			1		4	6	8	2	2	
BCC				100	1	95	24	13	13	1				14	9	4	1		1
BEA				59	1	47	13	3	2					9	8	2	3	2	
BMHS				17		7	4							3					
BMMS				7		6	1		4										
CANON				1		1													
CJES				3		3										2			
CLA	1			58	1	60	18	1	12	1				9	4	8		1	
CON				30		46	8	4	9	1				2	8	6			
COR				71		70	14	3	9					11	5	8	2		
CRK				14		9	7	2						5	1	1			
CSES						1	1												
CTW				850	7	652	148	37	16	1				112	25	89		5	4
CVCL	1			228		184	57	16	9			1		39	3	25		1	5
CVHS				20		11	6	1						3		1			
CVLAB				4	1	7										1			
CVPL	1			416	6	287	70	20	15	1				60	9	27		6	1
CVUSD				12		7		1								2		1	
DEL				1															
DHL				55		37	10	3	9					11	1	6			1
ERU				54		36	18	1	5					3	7	2			2
GES				11		9	1												
GHMS				1		4			1		1								
GMMS			1	2															
HES				5	1	7	1												
HMS				6		5			2										
JER				62	1	50	15	7	2					16	4	5			1
LES				8	1	23		2								1			
LTS				4		1	2						1						
LVES				1															
MAY				81	1	70	19	11	5	1				13	5	5	2		1
MES				6		7													
MUHS				17		8	5	2				1		2					
MVES				4		3			1										
PAUL	1			48	1	44	13	2	10					7	14	7		1	1
PCL				69		35	33	2	2	2				12	2	2			3
PHS				27		16	9		1					4		1			
PMH				5		3													
PPL	5	1			20	1,589	584	100	64	1			1	358	78	154	2	32	29
PVPL	1	1		1,257	23		190	55	21			1		127	35	59	1	10	9
SED	2			780	4	634		16	20	1		1		392	21	28		12	15
SEL				52		47	17		18	2				10	5	8		1	
SPR				70		64	11	9						12	5	3		1	
STX	1			44		9	3	1						2	2	3			
SUSD						2	2												
SVES				7		4										1			
TCP				1		4			1					1				2	
THS				14		8	1	1											
VOC				81	1	58	144	1		3					3	4			
WIL				40	1	43	18		8	1				8		3	1	1	1
YAR				142	5	82	27	7	8					20	6		2	1	1
YCFLD																			
YCP	2			292		182	104	5	3					31	7	7			81
YCV				28		22	5			1				2				2	
YLN																	1		

# STATISTICS: TRANSITS

TRANSIT VALUE - MARCH 2024	
Station Library	Total Value
Total	\$511,942.75
AJS	\$457.00
ASH	\$7,386.80
BAG	\$2,506.97
BCC	\$8,468.32
BEA	\$6,294.36
BMMS	\$93.95
CJES	\$150.98
CLA	\$2,713.12
CON	\$9,886.84
COR	\$6,009.30
CRK	\$1,381.34
CSES	\$282.35
CTW	\$51,719.54
CVCL	\$23,019.86
CVHS	\$5.00
CVLAB	\$115.95
CVPL	\$23,251.70
CVUSD	\$376.96
DEL	\$482.66
DHL	\$4,907.46
ERU	\$2,764.44
GES	\$17.00
GMMS	\$160.00
HES	\$367.53
HMS	\$38.98
JER	\$1,030.66
LES	\$376.97
LVES	\$46.99
MAY	\$7,723.64
MES	\$326.75
MUHS	\$12.99
PAUL	\$9,845.45
PCL	\$322.26
PHS	\$55.00
PMH	\$18.99
PPL	\$120,271.32
PVA2	\$1,809.96
PVPL	\$108,267.50
SED	\$38,199.62
SEL	\$6,812.57
SPR	\$6,736.22
STX	\$368.80
SVES	\$13.00
TCP	\$146.98
THS	\$3.99
VOC	\$32,712.77
WIL	\$7,083.17
YAR	\$10,266.62
YCFLD	\$422.77
YCP	\$1,923.53
YCV	\$4,285.82

# STATISTICS: DISCARDED & ADDED

DISCARDS - MARCH 2024	
Station Library	Library Use Transactions
AJS	6
ASH	2
BAG	180
BCC	47
BEA	80
BMMS	1
CJES	1
CLA	17
CON	1
CRK	61
CSES	5
CTW	145
CVCL	181
CVHS	7
CVLAB	1
CVPL	220
CVUSD	61
DEL	16
DHL	3
GES	7
GHMS	19
GMMS	2
HES	716
HMS	2
LES	16
LTS	17
MES	32
PCL	15
PPL	779
PVA2	1
PVPL	210
SED	732
SEL	35
SUSD	124
TCP	1
THS	110
VOC	6
WIL	9
YCP	70
YCV	4
YLN	1
<b>Total</b>	<b>3,943</b>

ITEMS ADDED - MARCH 2024	
Item Library	Total Copies
AJS	2
ASH	125
BAG	47
BCC	123
BEA	87
CANON	221
CJES	29
CLA	4
CON	50
COR	88
CRK	20
CSES	253
CTW	143
CVCL	170
CVHS	8
CVLAB	72
CVPL	164
CVUSD	86
DEL	45
DHL	96
ERU	44
GES	97
GMMS	3
HES	220
HMS	130
JER	24
LES	29
LTS	44
LVES	43
MAY	53
MES	75
MUHS	7
MVES	71
ORME	1
PAUL	76
PCL	16
PHS	3
PPL	962
PVPL	1063
SED	643
SEL	103
SPR	4
STX	47
SUSD	93
SVES	5
TCP	2
THS	15
VOC	97
WIL	51
YAR	116
YCFLD	1
YCP	2
YCV	8
YLN	2
<b>Grand Total</b>	<b>5983</b>

TOTAL ITEMS - MARCH 2024	
Item Library	Total Copies
AFSD	4,345
AJS	14,006
ASH	5,758
BAG	15,629
BCC	11,911
BEA	11,188
BMMS	30,321
BMMS	7,957
CANON	4,512
CJES	11,363
CLA	8,798
CON	6,591
COR	6,783
CRK	3,366
CSES	4,880
CTW	84,390
CVCL	28,320
CVHS	15,802
CVLAB	4,389
CVPL	52,634
CVUSD	10,733
DEL	10,553
DHL	6,114
ERU	24,550
GES	12,303
GHMS	9,437
GMMS	9,586
HES	7,700
HMS	20,622
JER	14,283
LAW	1,784
LES	12,711
LTS	14,033
LVES	8,430
MAY	10,787
MES	5,182
MUHS	5,555
MVES	10,115
ORME	8,403
PAUL	7,545
PCL	34,135
PHS	11,307
PMH	9,236
PPL	127,038
PVCV	4,608
PVPL	86,037
SED	58,297
SEL	7,332
SHM	8,167
SPR	5,420
STX	891
SUSD	6,832
SVES	6,599
TCP	1,235
THS	11,009
VOC	4,846
VVAC	3,076
WIL	5,535
YAR	9,566
YAV	4,201
YCC	2,157
YCFLD	77
YCP	54,511
YCV	2,590
YLN	9
<b>Total</b>	<b>1,008,080</b>

# STATISTICS: USERS

## NEW USERS - MARCH 2024

User Library	Number of Users
AJS	3
ASH	17
BAG	6
BCC	22
BEA	7
BMHS	5
BMMS	6
CJES	1
CLA	3
CON	9
COR	16
CRK	1
CSES	5
CTW	170
CVCL	72
CVHS	5
CVPL	84
CVUSD	10
DEL	3
DHL	10
ERU	3
GES	1
GHMS	1
GMMS	2
HES	8
HMS	2
LES	7
LTS	2
LVES	6
MAY	7
MES	2
MUHS	1
MVES	6
PAUL	10
PCL	5
PHS	5
PMH	3
PPL	367
PVPL	317
SED	91
SEL	13
SPR	5
SVES	1
THS	5
VOC	18
WIL	2
YAR	6
YCP	7
YCV	2
<b>Grand Total</b>	<b>1360</b>

## TOTAL USERS - MARCH 2024

User Library	Number of Users
AFSD	455
AJS	1,005
ASH	786
BAG	672
BCC	843
BEA	1,179
BMHS	3,076
BMMS	555
CANON	158
CJES	764
CLA	535
CON	596
COR	962
CRK	142
CSES	1,014
CTW	10,372
CVCL	4,535
CVHS	1,455
CVLAB	24
CVPL	5,080
CVUSD	2,472
DEL	593
DHL	559
ERU	6,986
GES	849
GHMS	708
GMMS	704
HES	559
HMS	626
JER	171
LAW	1
LES	648
LTS	1,302
LVES	711
MAY	736
MES	1,129
MUHS	1,808
MVES	627
ORME	347
PAUL	784
PCL	4,161
PHS	2,097
PMH	998
PPL	25,644
PVA2	2
PVCV	18
PVPL	17,330
SED	8,294
SEL	637
SHM	2
SPR	478
SUSD	269
SVES	65
TCP	16
TECC	1
THS	777
VOC	1,638
WIL	207
YAR	564
YAV	1

YCC	1
YCFLD	10
YCP	1,251
YCV	688
YLN	20
<b>Total</b>	<b>121,697</b>

# STATISTICS: BILLS

## PATRON BILLS - March 2024

Bill Library Code	# of Bills	Bill Amount	Bill Payment Amount
<b>Total</b>	<b>147</b>	<b>\$3,361.88</b>	<b>\$3,344.88</b>
AJS	1	\$14.00	\$5.00
ASH	1	\$5.00	\$5.00
CON	4	\$54.00	\$54.00
CTW	17	\$56.75	\$56.75
CVCL	2	\$25.98	\$25.98
CVLAB	4	\$28.00	\$28.00
CVPL	12	\$58.80	\$49.80
CVUSD	2	\$22.00	\$22.00
DEL	3	\$51.95	\$51.95
ERU	16	\$2,139.95	\$2,139.95
LES	2	\$18.00	\$18.00
MUHS	2	\$1.65	\$1.65
PAUL	2	\$28.99	\$29.99
PPL	39	\$447.89	\$447.89
PVPL	18	\$286.97	\$286.97
SED	12	\$78.00	\$78.00
STX	1	\$5.50	\$5.50
TCP	2	\$1.00	\$1.00
THS	2	\$28.00	\$28.00
VOC	5	\$9.45	\$9.45



# STATISTICS: CIRCULATION

## CIRCULATION - MARCH 2024

Station Library	Client Types	Charge Item Part B	Renew Item	Grand Total
AJS	None	2		2
	Aspen		4	4
AJS Total		2	4	6
ASH	SIP	821	1	822
	WorkFlows	53	221	274
	Aspen		3	3
ASH Total		874	225	1099
BAG	None	2		2
	SIP	377	2	379
	WorkFlows	68	400	468
BAG Total		447	402	849
BCC	SIP	730	8	738
	WorkFlows	412	390	802
	Aspen		6	6
BCC Total		1142	404	1546
BEA	None	32		32
	WorkFlows	1108	531	1639
	Aspen		10	10
BEA Total		1140	541	1681
BMHS	WorkFlows	308	17	325
	Aspen		12	12
BMHS Total		308	29	337
BMMS	WorkFlows	37	16	53
	Aspen		1	1
BMMS Total		37	17	54
CJES	WorkFlows	1050	211	1261
	Aspen		1	1
CJES Total		1050	212	1262
CLA	None	5		5
	SIP	270	1	271
	WorkFlows	13	144	157
CLA Total		288	145	433
CON	None	12		12
	SIP	909		909
	WorkFlows	169	230	399
	Aspen		3	3
CON Total		1090	233	1323
COR	None	2		2
	SIP	175		175
	WorkFlows	527	254	781
	Aspen		8	8
COR Total		704	262	966
CRK	None	42		42
	WorkFlows	198	100	298
	Aspen		12	12
CRK Total		240	112	352
CSES	WorkFlows	345	2	347
CSES Total		345	2	347
CTW	None	118		118
	SIP	9409	230	9639
	WorkFlows	299	4302	4601
	Aspen		484	484
CTW Total		9826	5016	14842
CVCL	None	45		45
	SIP	2527	10	2537
	WorkFlows	1442	1583	3025

	Aspen		134	134
CVCL Total		4014	1727	5741
CVHS	None	1		1
	WorkFlows	34	6	40
CVHS Total		35	6	41
CVLAB	None	1		1
	WorkFlows	676	1	677
CVLAB Total		677	1	678
CVPL	None	46		46
	SIP	1364	17	1381
	WorkFlows	3220	2428	5648
	Aspen		105	105
CVPL Total		4630	2550	7180
CVUSD	SIP	353	9	362
	WorkFlows	46	72	118
CVUSD Total		399	81	480
DEL	WorkFlows	1408	235	1643
DEL Total		1408	235	1643
DHL	None	1		1
	WorkFlows	460	183	643
	Aspen		3	3
DHL Total		461	186	647
ERU	None	5		5
	SIP	86	5	91
	WorkFlows	2108	274	2382
	Aspen		2	2
ERU Total		2199	281	2480
GES	WorkFlows	949	107	1056
GES Total		949	107	1056
GHMS	WorkFlows	8		8
GHMS Total		8		8
GMMS	WorkFlows	117	40	157
GMMS Total		117	40	157
HES	None	1		1
	WorkFlows	397	20	417
HES Total		398	20	418
HMS	WorkFlows	149	45	194
HMS Total		149	45	194
JER	WorkFlows	152	86	238
	Aspen		1	1
JER Total		152	87	239
LES	None	2		2
	WorkFlows	783	467	1250
LES Total		785	467	1252
LTS	None	1		1
	WorkFlows	842	74	916
LTS Total		843	74	917
LVES	WorkFlows	462	26	488
LVES Total		462	26	488
MAY	None	2		2
	SIP	654	4	658
	WorkFlows	277	315	592
	Aspen		3	3
MAY Total		933	322	1255
MES	WorkFlows	546	76	622
MES Total		546	76	622
MUHS	WorkFlows	24	27	51
MUHS Total		24	27	51
MVES	WorkFlows	738	72	810
MVES Total		738	72	810
PAUL	None	2		2

# STATISTICS: CIRCULATION

	WorkFlows	1177	561	1738
	Aspen		2	2
PAUL Total		1179	563	1742
PCL	WorkFlows	66	53	119
	Aspen		48	48
PCL Total		66	101	167
PHS	WorkFlows	17	1	18
PHS Total		17	1	18
PMH	WorkFlows	103	53	156
	Aspen		8	8
PMH Total		103	61	164
PPL	None	1965		1965
	SIP	22428	963	23391
	WorkFlows	11248	14007	25255
	Aspen		2516	2516
PPL Total		35641	17486	53127
PVA2	None	68		68
	WorkFlows	4	2	6
PVA2 Total		72	2	74
PVPL	None	1365		1365
	SIP	20283	775	21058
	WorkFlows	220	9729	9949
	Aspen		1215	1215
PVPL Total		21868	11719	33587
SED	None	134		134
	SIP	5997	114	6111
	WorkFlows	1010	2950	3960
	Aspen		708	708
SED Total		7141	3772	10913
SEL	None	1		1
	WorkFlows	1347	294	1641
SEL Total		1348	294	1642
SPR	None	9		9
	SIP	59	4	63
	WorkFlows	288	93	381
SPR Total		356	97	453
STX	WorkFlows	17		17
STX Total		17		17
SUSD	WorkFlows		41	41
SUSD Total			41	41
SVES	WorkFlows	35	1	36
SVES Total		35	1	36
TCP	WorkFlows	4		4
TCP Total		4		4
THS	WorkFlows	878	31	909
THS Total		878	31	909
VOC	None	61		61
	SIP	2025	12	2037
	WorkFlows	95	561	656
VOC Total		2181	573	2754
WIL	None	1		1
	SIP	500	2	502
	WorkFlows	3	189	192
WIL Total		504	191	695
YAR	SIP	743	9	752
	WorkFlows	417	242	659
	Aspen		4	4
YAR Total		1160	255	1415
YCFLD	WorkFlows	22	16	38
	Aspen		233	233
YCFLD Total		22	249	271

YCP	None	2		2
	SIP	241	15	256
	WorkFlows	19	224	243
	Aspen		31	31
YCP Total		262	270	532
YCV	SIP	43		43
	WorkFlows	145	117	262
YCV Total		188	117	305
YLN	WorkFlows		3	3
	Aspen		470	470
YLN Total			473	473
Grand Total		110462	50331	160793

CIRCULATION USE ITEM - MARCH 2024	
Station Library	Use Item Transactions
CTW	515
CVUSD	140
ERU	1
PVPL	1
SED	87
SPR	340
THS	1
VOC	10
YCP	37

# STATISTICS: CHECKINS

CHECKINS - MARCH 2024	
Station Library	Total Checkins
AFSD	1
AJS	1,033
ASH	884
BAG	460
BCC	1,206
BEA	1,288
BMHS	162
BMMS	65
CANON	9
CJES	1,035
CLA	277
CON	1,073
COR	693
CRK	259
CSES	464
CTW	10,748
CVCL	4,362
CVHS	74
CVLAB	694
CVPL	5,144
CVUSD	1,271
DEL	1,289
DHL	469
ERU	2,541
GES	959
GHMS	69
GMMS	176
HES	377
HMS	232
JER	173
LES	805
LTS	989
LVES	345
MAY	931
MES	563
MUHS	34
MVES	767
PAUL	1,310
PCL	135
PHS	30
PMH	96
PPL	37,523
PVA2	1
PVPL	22,330
SED	8,187
SEL	1,399
SPR	391
STX	7
SUSD	89
SVES	45
TCP	5
THS	905

VOC	2,421
WIL	552
YAR	1,704
YCFLD	74
YCP	554
YCV	318
YLN	3,182
Total	123,179



# STATISTICS: OPAC

<b>Library</b>	<b>Total</b>
Default	24,160
CTW	12,931
CVCL	19,553
CVPL	3,114
Elementary	6,108
ERU	3,135
High	705
JER	345
Middle	286
PCL	760
PPL	65,123
PVPL	39,577
SED	39,713
YCFLD	10,952
YCP	10,351

# STATISTICS: OVERDRIVE

<b>USAGE TYPE: ALL DOCUMENTS</b>			
<b>USER ACTIVITY</b>			
<b>UNIQUE USERS: 6640</b>			
<b>CHECKOUTS</b>		<b>HOLDS</b>	
Audiobook	13764	Audiobook	5362
eBook	13105	eBook	5033
Magazine	6375		

<b>BRANCH</b>	<b>CHECKOUTS</b>
YLN-Prescott	13625
YLN-Prescott Valley	6368
YLN-Cottonwood	3316
YLN-Sedona	2630
YLN-Chino Valley	1296
YLN-Camp Verde	1252
YLN-Sedona - Village of Oak Creek	788
YLN-Yavapai College	653
YLN-Clark Memorial	358
YLN-Congress	249
YLN-Dewey-Humboldt Town	228
YLN-Yarnell	159
YLN-Embry-Riddle	152
YLN-Black Canyon City	149
YLN-Mayer	148
YLN-Bagdad	116
YLN-Paulden	116
YLN-Seligman	109
YLN-Beaver Creek	85
YLN-Cordes Lakes	59
YLN-Jerome	42
YLN-Ash Fork	39
YLN-Yavapai Schools	38
YLN-Wilhoit	35
YLN-Prescott College	28
YLN-Spring Valley	17
YLN-Crown King	8


# STATISTICS: OVERDRIVE RLA

CONSORTIUM	Total	audiobook	ebook	videos
Amphitheater Public Schools	2	0	2	0
Apache County Library District	53	32	21	0
Cochise County Library District	98	68	30	0
Flagstaff City-Coconino County Public Library	151	115	36	0
Gila County Library District	24	17	7	0
Little Libraries That Could	39	30	9	0
Navajo County Library District	52	41	11	0
Pima County Public Library	553	338	215	0
Southwest Valley Library Consortium	47	34	13	0
Tempe Public Library	65	27	38	0
Yavapai School Library Collection	46	17	29	0
Yuma County Library District	50	27	23	0
<b>Grand Total</b>	<b>1180</b>	<b>746</b>	<b>434</b>	<b>0</b>

Yavapai Patron Checkouts from other RLA Systems: 3330



# STATISTICS: ONLINE USAGE



Books Opened	3800
Time Read (hours)	1002.76
Avg Time per Book (min)	93.46
Avg Time per Session (min)	56.5
Avg Time per User (min)	51.56
Unique Users	546



Library	Total Titles Used	Total Unique Users	Total Book Downloads	Total Chapter Downloads	Top 5 Most Used Subjects
TOTAL	501	380	105	198	Psychology; Education; Philosophy; Literature; History




Logins	1230
Holds Placed	5295

(loginToLiDA/placeHold)

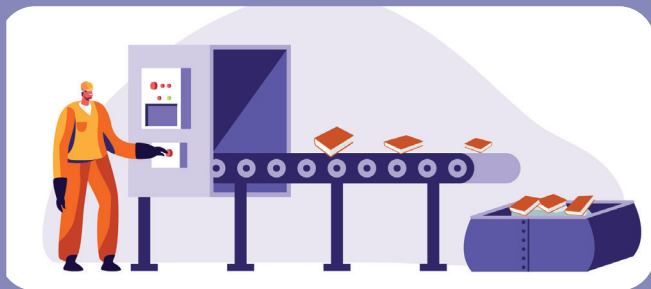
# STATISTICS: ONLINE USAGE



TOTAL SESSIONS	416
Mobile Sessions	156
Avg Learning Time (min)	14.28



Month	# Programs Happening	# of Users Visiting
March	565	2700



AMH Sorter [Ethel]	
Items/Month	57719



## SMS Notices

Hold Notice	5128
Manual Text	57
Overdue Notice	2797

Ash Fork Public Library	107
Bagdad Public Library	89
Black Canyon City Community Library	32
Beaver Creek Public/School Library	29
Clark Memorial Library	22
Congress Public Library	137
Cordes Lakes Public Library	56
Crown King Public Library	14
Cottonwood Public Library	719
Camp Verde Community Library	144
Chino Valley Public Library	222
Dewey-Humboldt Town Library	35
Embry-Riddle Aeronautical University Library	3
Jerome Public Library	11
Mayer Public Library	60
Paulden Public Library	76
Prescott Public Library	2389
Prescott Valley Public Library	961
Sedona Public Library	251
Seligman Public Library	8
Spring Valley Library	11
SPL in the Village	68
Wilhoit Public Library	17
Yarnell Public Library	61
Yavapai College - Prescott	43
Yavapai College - Verde	25

# STATISTICS - PHONE NOTICES

Date	Sent	Opt-Out	Successful	Failed	Clicks	Opens
1st Overdue						
3/1/2024	18	0	15	3	0	0
3/2/2024	13	0	13	0	0	0
3/3/2024	13	0	11	2	0	0
3/4/2024	6	0	6	0	0	0
3/5/2024	20	0	20	0	0	0
3/6/2024	17	0	16	1	0	0
3/7/2024	12	0	11	1	0	0
3/8/2024	21	0	20	1	0	0
3/9/2024	13	0	12	1	0	0
3/10/2024	11	0	10	1	0	0
3/11/2024	5	0	5	0	0	0
3/12/2024	2	0	2	0	0	0
3/13/2024	19	0	18	1	0	0
3/14/2024	22	0	21	1	0	0
3/15/2024	17	0	17	0	0	0
3/16/2024	7	0	4	3	0	0
3/17/2024	13	0	12	1	0	0
3/18/2024	5	0	5	0	0	0
3/19/2024	11	0	11	0	0	0
3/20/2024	15	0	14	1	0	0
3/21/2024	21	0	20	1	0	0
3/22/2024	24	0	23	1	0	0
3/23/2024	13	0	13	0	0	0
3/24/2024	9	0	9	0	0	0
3/25/2024	6	0	6	0	0	0
3/26/2024	13	0	13	0	0	0
3/27/2024	14	0	12	2	0	0
3/28/2024	17	0	17	0	0	0
3/29/2024	16	0	16	0	0	0
3/30/2024	14	0	14	0	0	0
3/31/2024	11	0	9	2	0	0
Total	418	0	395	23	0	0
Final Overdue						
3/1/2024	2	0	2	0	0	0
3/2/2024	2	0	2	0	0	0



# STATISTICS - PHONE NOTICES

3/3/2024	1	0	0	1	0	0
3/4/2024	1	0	1	0	0	0
3/5/2024	11	0	10	1	0	0
3/6/2024	6	0	6	0	0	0
3/7/2024	6	0	6	0	0	0
3/8/2024	5	0	4	1	0	0
3/9/2024	1	0	1	0	0	0
3/10/2024	1	0	0	1	0	0
3/11/2024	1	0	0	1	0	0
3/12/2024	4	0	3	1	0	0
3/13/2024	7	0	6	1	0	0
3/14/2024	6	0	5	1	0	0
3/15/2024	2	0	2	0	0	0
3/16/2024	5	0	3	2	0	0
3/17/2024	3	0	3	0	0	0
3/18/2024	1	0	1	0	0	0
3/19/2024	8	0	8	0	0	0
3/20/2024	3	0	2	1	0	0
3/21/2024	13	0	12	1	0	0
3/22/2024	4	0	4	0	0	0
3/23/2024	2	0	2	0	0	0
3/24/2024	2	0	2	0	0	0
3/25/2024	1	0	1	0	0	0
3/26/2024	2	0	2	0	0	0
3/27/2024	6	0	6	0	0	0
3/28/2024	6	0	6	0	0	0
3/29/2024	1	0	1	0	0	0
3/30/2024	5	0	5	0	0	0
<b>Total</b>	<b>118</b>	<b>0</b>	<b>106</b>	<b>12</b>	<b>0</b>	<b>0</b>
<b>Hold Pickup</b>						
3/1/2024	75	0	74	1	0	0
3/2/2024	48	0	46	2	0	0
3/3/2024	12	0	11	1	0	0
3/4/2024	6	0	6	0	0	0
3/5/2024	49	0	48	1	0	0
3/6/2024	62	0	56	6	0	0
3/7/2024	69	0	67	2	0	0
3/8/2024	63	0	56	7	0	0
3/9/2024	52	0	51	1	0	0
3/10/2024	13	0	13	0	0	0
3/11/2024	4	0	4	0	0	0
3/12/2024	38	0	37	1	0	0

# STATISTICS - PHONE NOTICES

3/13/2024	66	0	58	8	0	0
3/14/2024	57	0	53	4	0	0
3/15/2024	48	0	46	2	0	0
3/16/2024	51	0	48	3	0	0
3/17/2024	15	0	15	0	0	0
3/18/2024	5	0	4	1	0	0
3/19/2024	53	0	51	2	0	0
3/20/2024	72	0	68	4	0	0
3/21/2024	52	0	49	3	0	0
3/22/2024	66	0	62	4	0	0
3/23/2024	50	0	48	2	0	0
3/24/2024	16	0	15	0	0	0
3/25/2024	9	0	9	0	0	0
3/26/2024	42	0	38	4	0	0
3/27/2024	75	0	69	6	0	0
3/28/2024	71	0	68	3	0	0
3/29/2024	50	0	48	2	0	0
3/30/2024	51	0	49	2	0	0
3/31/2024	10	0	9	1	0	0
<b>Total</b>	<b>1350</b>	<b>0</b>	<b>1276</b>	<b>73</b>	<b>0</b>	<b>0</b>
<b>Bill</b>						
3/11/2024	1	0	1	0	0	0
<b>Total</b>	<b>1</b>	<b>0</b>	<b>1</b>	<b>0</b>	<b>0</b>	<b>0</b>
<b>Grand Total</b>	<b>1887</b>	<b>0</b>	<b>1778</b>	<b>108</b>	<b>0</b>	<b>0</b>